



Weekly Market Information Report for the week ending Thursday August 19, 2021

The following information is collected from various sources and disseminated by Beef Farmers of Ontario.

ONTARIO DIRECT TO PACKER RAILGRADE CATTLE TRADE

Prices are on a carcass weight basis before grade and weight discounts. Weekly Range:

A Grade Steers	258.00
A Grade Heifers	257.00

ONTARIO LIVE CATTLE TRADE

Ontario auction sales this week saw weighted average price ranges for:

FED CATTLE	Volume	Price Range	Average	Top	Last Week Avg
Large Frame Steers +1250	84	146.29-159.76	155.12	171.00	156.14
Medium Frame Steers +1250	65	135.01-153.93	145.90	157.50	144.27
Large & Medium Frame Steers +1250	149	143.48-157.50	151.74	171.00	152.13
Large Frame Heifers +1000	39	115.87-142.56	126.44	157.00	142.99
Medium Frame Heifers +1000	79	133.07-155.41	147.31	171.50	145.02
Large & Medium Frame Heifers +1000	118	119.66-154.12	143.69	171.50	143.75
Fed steers, Dairy & Dairy Cross +1250	80	99.29-132.13	117.30	141.50	127.01
Fed heifers, Dairy & Dairy Cross +1000	62	88.07-117.31	101.74	140.99	99.86
Cows - All Weights	2,008	63.24-96.32	77.20	128.50	76.13
Bulls - All Weights	88	96.26-118.39	108.02	138.00	102.88

STOCKERS - Large and Medium Frame

STEERS	Volume	Price Range	Average	Top	Last Week Avg
1000+	765	170.55-191.26	182.59	198.00	179.89
900-999	323	189.86-197.97	194.90	202.00	188.93
800-899	166	189.30-211.32	201.13	218.50	198.08
700-799	103	169.66-212.91	193.74	224.00	191.56
600-699	165	184.11-225.38	213.69	238.00	202.86
500-599	96	157.66-242.94	209.72	259.00	221.51
400-499	61	197.25-261.07	228.11	271.00	219.59
-399	24	157.98-252.42	206.57	281.00	197.00

HEIFERS	Volume	Price Range	Average	Top	Last Week Avg
+900	265	144.11-170.02	159.40	172.00	152.77
800-899	100	143.15-179.95	160.74	184.50	155.54
700-799	128	150.12-177.59	165.08	202.00	164.47
600-699	110	155.14-197.48	180.38	208.99	173.85
500-599	74	166.14-202.40	187.19	220.00	170.44
400-499	27	160.89-199.31	183.52	245.00	188.68
300-399	16	189.31-213.19	202.65	236.00	166.66
-299	10	108.75-172.75	142.25	230.00	150.63

At Kawartha Lakes Community Sale Barn: August 14, 2021 – 152 cows, 5 bulls, 43 veal, 26 stockers

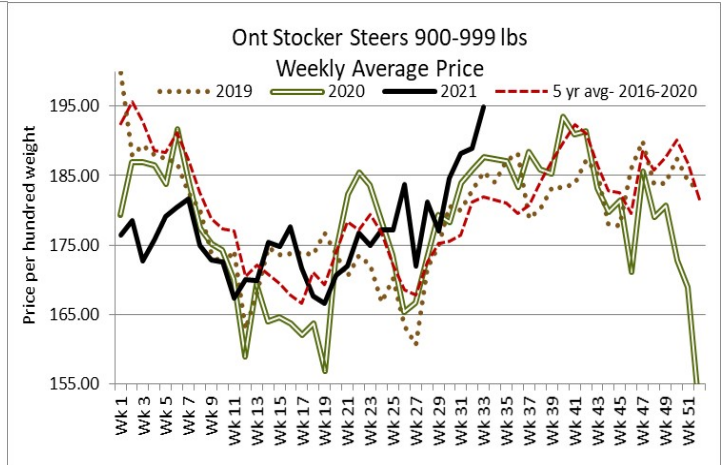
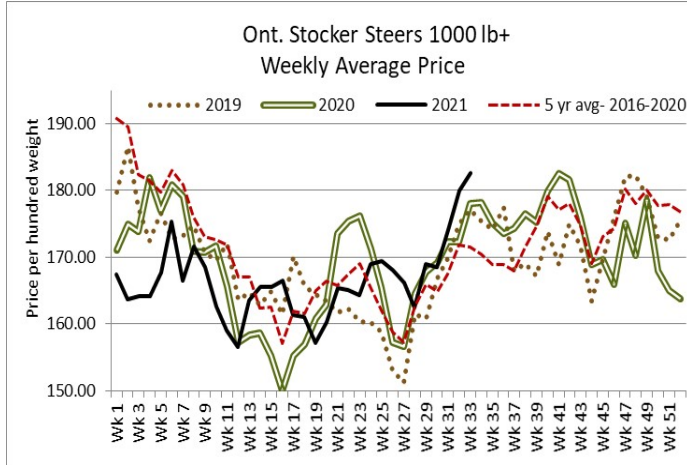
	Price Range	Avg.	Top
Cows	70.00-104.00	80.62	120.57
Veal 600 lbs +	104.00-121.00	107.39	124.00
Veal 125 & under	17.39-50.00	20.00	50.00

Denfield Livestock Exchange Inc., August 17, 2021: 131 Fed Cattle, 28 Veal, 70 Cows, 1 Bull, 10 stockers

	Price Range	Average	Top
Large & Medium Frame Fed Steers +1250 lbs	146.00-158.50	152.96	171.00
Large & Medium Frame Fed Heifers +1000 lbs	104.50-160.00	145.50	171.50
Cows	62.50-91.00	73.94	109.00
Veal over 600 lbs	109.00-122.00	116.60	131.00

At Aylmer Stockyards Inc.: August 18, 2021 – 33 veal, 150 Cows, 40 fed cattle, 2 bulls, 15 stockers

	Price Range	Average	Top
Fed Heifers, Dairy & Dairy Cross 1000 lbs +	74.49-140.99	105.80	140.99
Cows	55.00-95.99	75.60	95.99
Veal over 600 lbs	84.99-125.00	111.40	125.00



ONTARIO STOCKER & FEEDER TRADE

Stocker sale at Brussels Livestock: August 13, 2021 – 749 Stockers

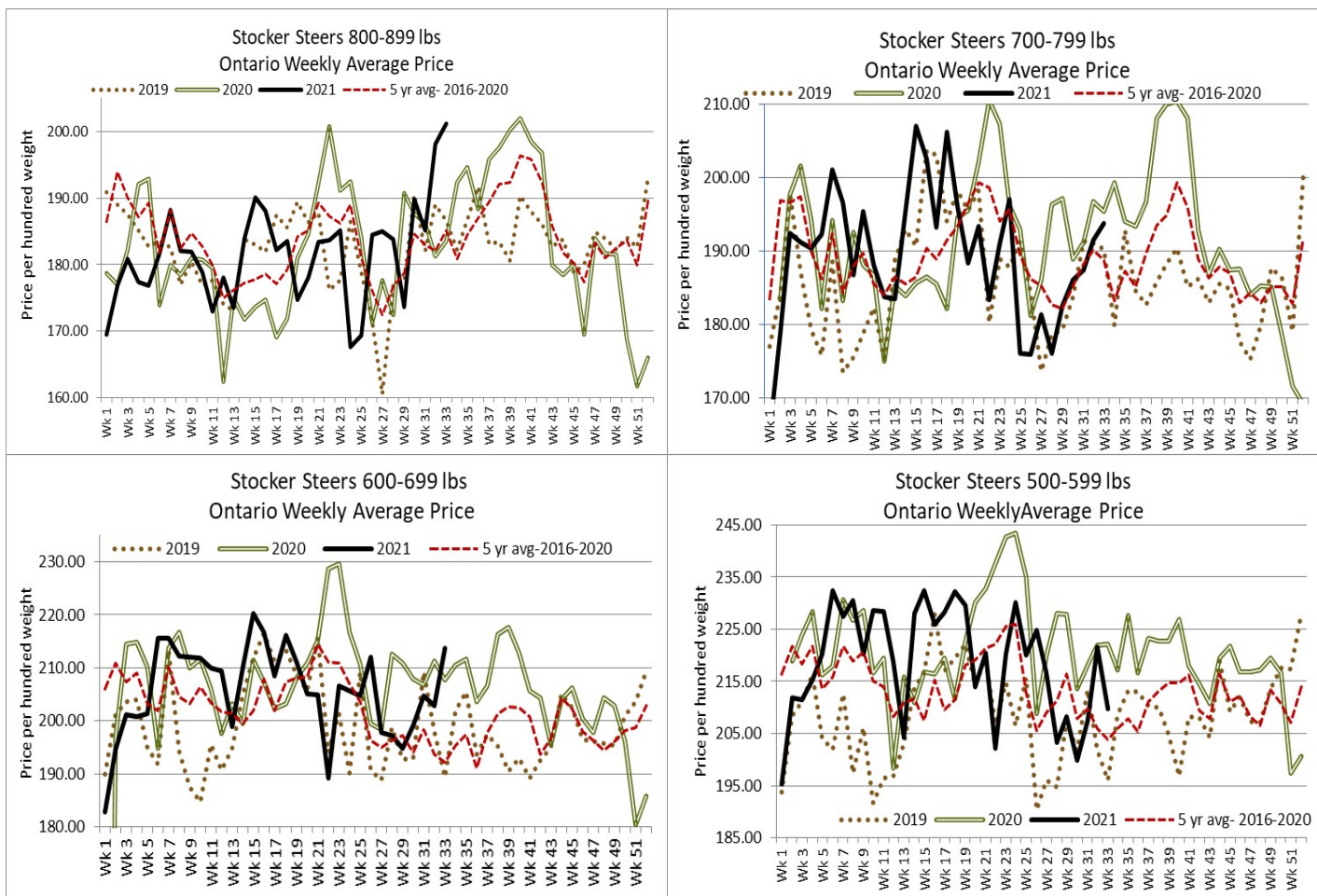
Steers	Price Range	Average	Top	Heifers	Price Range	Average	Top
1000+	163.75-188.00	175.40	194.00	900+	150.00-172.00	161.50	172.00
900-999	178.00-195.00	189.43	195.00	800-899	130.00-184.50	152.38	184.50
800-899	163.00-206.00	189.88	215.00	700-799	159.75-186.75	171.43	186.75
700-799	150.00-221.00	190.60	221.00	600-699	143.00-202.25	180.07	202.25
600-699	201.00-234.50	223.90	234.50	500-599	122.00-205.50	160.60	205.50
500-599	80.00-238.00	179.25	238.00				
400-499	170.00-252.00	207.80	265.00				
399-	137.50-270.00	181.67	270.00				

Stocker sale at: Community Livestock Exchange: August 17, 2021 – 113 Stockers

Steers	Price Range	Average	Top	Heifers	Price Range	Average	Top
800-899	170.99-196.99	187.90	196.99	700-799	119.99-202.00	166.30	202.00
600-699	175.00-220.99	208.30	220.99	600-699	129.00-192.99	173.50	192.99
500-599	135.00-254.99	222.90	254.99	500-599	144.99-210.00	182.40	210.00
400-499	200.00-270.00	240.70	270.00				
399-	164.99-281.00	225.89	281.00				

Stocker sale at: Keady Livestock Market: August 17, 2021 - 450 Stockers

Steers	Price Range	Average	Top	Heifers	Price Range	Average	Top
1000+	184.00-198.00	192.59	198.00	600-699	130.00-194.00	178.40	194.00
900-999	198.25-202.00	200.18	202.00	500-599	202.50-220.00	210.64	220.00
800-899	200.50-218.00	207.85	218.50				
700-799	185.00-210.00	195.88	210.00				
600-699	206.00-213.00	211.60	233.00				
500-599	234.00-256.00	243.50	256.00				



Stocker sale at: **Renfrew Pontiac Livestock: August 17, 2021 – 99 Stockers**

Steers	Price Range	Average	Top	Heifers	Price Range	Average	Top
600-699	132.00-231.49	211.60	231.49	800-899	143.99-171.99	163.90	171.99
500-599	172.50-247.99	199.30	247.99	700-799	161.00-172.99	165.79	172.99
400-499	207.50-231.00	218.59	231.00	600-699	166.99-208.99	187.59	208.99
				500-599	188.99-198.99	193.30	198.99

Stocker sale at **Ontario Livestock Exchange, August 18, 2021 – 512 stockers**

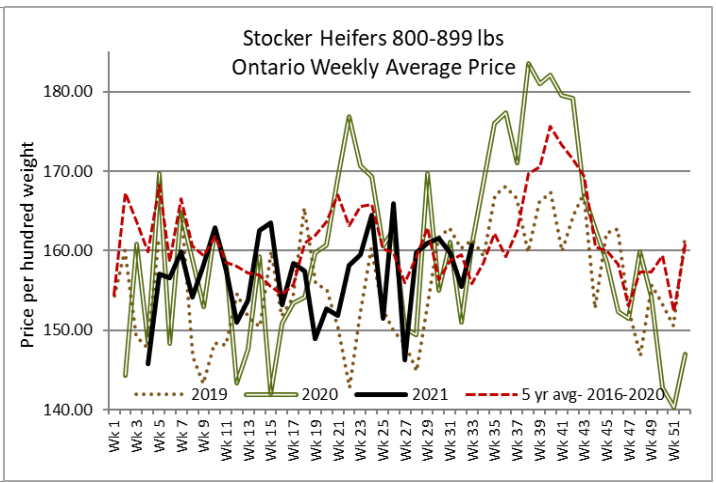
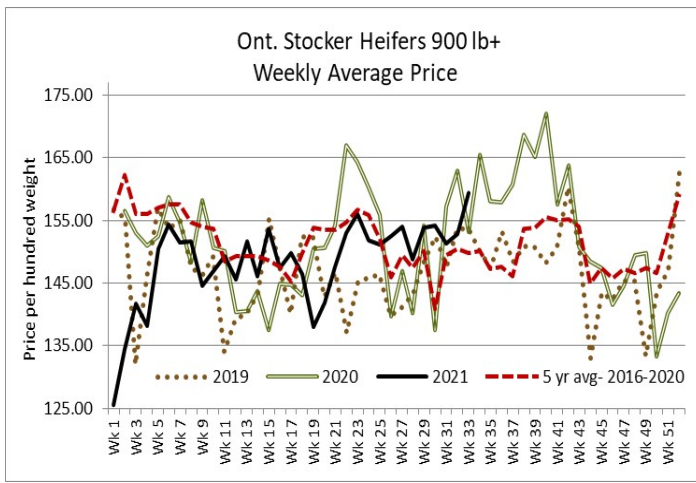
Steers	Price Range	Average	Top	Heifers	Price Range	Average	Top
1000+	170.00-191.00	183.01	191.00	900+	No Trade		
900-999	187.50-194.50	191.27	194.50				

Stocker sale at **Ontario Livestock Exchange: August 12 – 167 Stockers**

Steers	Price Range	Average	Top	Heifers	Price Range	Average	Top
800-899	160.00-180.00	172.81	180.00	700-799	125.00-156.00	144.07	172.00
700-799	177.50-195.00	181.82	195.00	600-699	141.00-175.00	154.95	175.00
600-699	182.50-212.50	204.75	212.50				
500-599	100.00-237.50	170.00	237.50				
400-499	157.50-255.00	204.58	255.00				
399-	185.00-265.00	229.29	265.00				

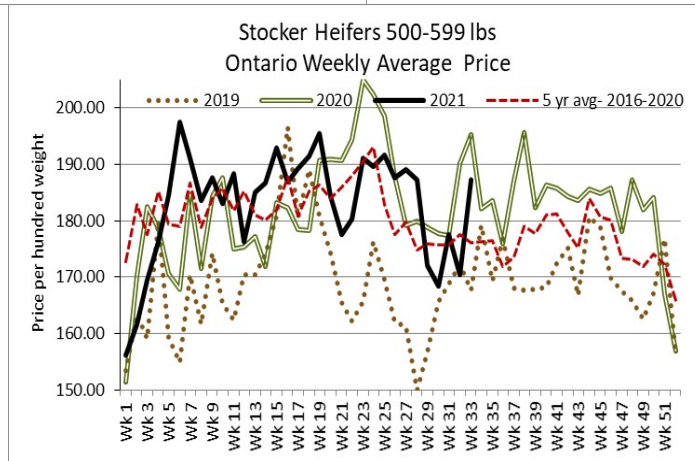
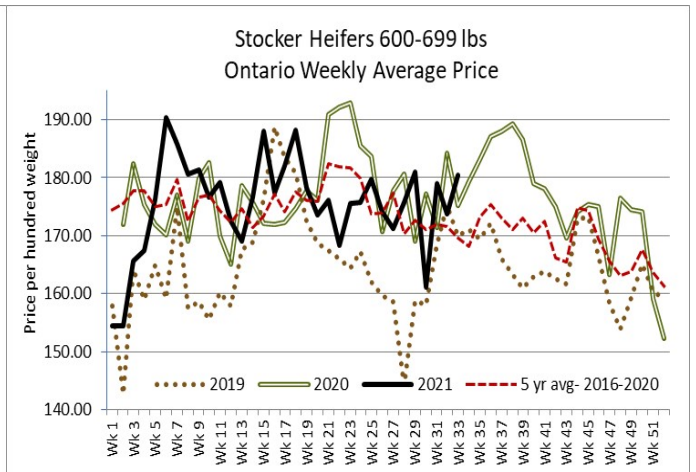
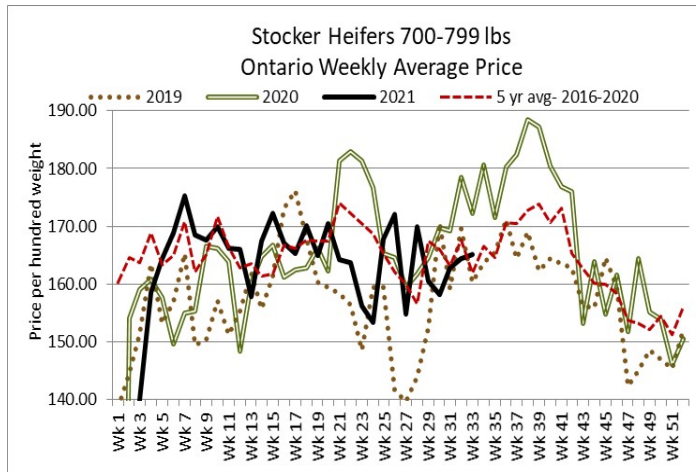
Stocker sale at: **Ottawa Livestock Exchange, August 12- 69 stockers**

Steers	Price Range	Average	Top	Heifers	Price Range	Average	Top
600-699	176.00-222.00	210.50	222.00	700-799	166.00-190.00	182.00	190.00
500-599	216.00-238.00	226.80	238.00	600-699	176.00-196.00	189.85	196.00
400-499	246.00-262.00	251.33	262.00	500-599	184.00-210.00	193.33	210.00
				400-499	172.00-194.00	187.33	194.00



Stocker sale at: **Ontario Stockyards Inc, August 12- 279 stockers**

Steers	Price Range	Average	Top	Heifers	Price Range	Average	Top
1000+	139.00-178.00	161.45	178.00	900+	90.00-170.50	154.24	170.50
800-899	175.00-211.50	198.78	212.00	800-899	167.50-182.25	177.46	182.25
700-799	200.00-224.00	213.37	224.00	700-799	162.50-189.00	180.31	189.00
600-699	185.00-218.00	205.02	234.00	600-699	163.00-199.00	184.94	203.00
500-599	205.00-236.00	214.32	259.00	500-599	172.50-203.00	193.85	203.00
400-499	200.00-267.00	226.07	271.00	400-499	191.00-245.00	222.36	245.00
399-				300-399	200.00-236.00	221.71	236.00



CATTLE EXPORTS-ONTARIO

	<i>Week ending July 31, 2021</i>	<i>Week ending July 24, 2021</i>	<i>Year to Date 2021</i>
Total live slaughter cattle exported from Ontario to the U.S.	1,621	1,196	68,976
Steers & Heifers & Cows	1,501	1,065	64,258
Bulls	120	131	4,718

QUEBEC ELECTRONIC AUCTION MARKET (F.O.B. THE FEEDLOT)

	Price	Change from Last Week
For the week ending August 19, 2021	255.75-257.25	+1.80

ALBERTA DIRECT TRADE

Alberta's direct trade: for the week ending August 19, 2021

Steers	Live FOB	N/T	Rail FOB	252.50-259.50
Heifers	Live FOB	N/T	Rail FOB	254.50-259.50

U.S. TRADE (U.S. funds)

The U.S. cash cattle trade: for the week ending August 19, 2021

Choice and Select Steers and Heifers:	Live	121.00-129.50
	Rail	197.00-205.00

FEDERALLY INSPECTED CANADIAN PROCESSING

	<i>Week Ending August 14, 2021</i>	<i># of hd change from week ago</i>	<i>YTD</i>	<i>% Change (Week Ago)</i>	<i>% Change (Year Ago)</i>
Grand Total	68,725	+6,877	1,995,497	+11%	+12%
Western Slaughter	555,340	+5,321	1,577,251	+11%	+14%
Eastern Slaughter	13,385	+1,556	418,246	+13%	+4%

AVERAGE CARCASS WEIGHTS – CANADA

	Steers	Heifers
Aug 14, 2021	906	816
Aug 7, 2021	900	809
Aug 8, 2020	904	804

USDA ESTIMATED CATTLE PROCESSING VOLUME

	<i>Week Ending August 21, 2021</i>	<i>Previous Week</i>	<i>Year Ago</i>
Grand Total	665,000	636,000	651,000

U.S. BOXED BEEF CUT-OUT VALUES (U.S. funds)

	Choice 600-900	Select 600-900
Current Five Day Average	334.88	306.91

BEEF EXPORTS – CANADA

	United States	<i>Change from last year YTD</i>	Mexico	<i>Change from last year YTD</i>
	<i>Jan 1- Jun 30/21</i>		<i>Jan 1- Jun 30/21</i>	
Total	165,200 tonnes	+16% or +23,330 tonnes	11,401 tonnes	+108% or +5,907 tonnes
	Japan	<i>Change from last year YTD</i>	China	<i>Change from last year YTD</i>
	<i>Jan 1- Jun 30/21</i>		<i>Jan 1- Jun 30/21</i>	
Total	27,339 tonnes	+35% or +7,049 tonnes	9,947 tonnes	+151% or +5,986 tonnes

LIVE CATTLE – CANADA

IMPORTS			EXPORTS		
Import % change from 2020 YTD			Export % change from 2020 YTD		
Jan 1- Jul 31/21			Jan 1- July 31/21		
Pure bred	8,905	+417%	Slaughter steers & heifers & cows	235,165	-20%
Non-pure bred	210,697	+101%	Feeder cattle & calves	55,828	-26%
			Bulls	19,481	-14%

BEEF PRODUCTION – CANADA

	Jan 1 – Aug 7/21	Last Year Same Time	% Change
Fed	661,894 tonnes	584,522 tonnes	+13%
Non-fed	92,807 tonnes	84,372 tonnes	+10%

BEEF IMPORTS – CANADA

	Jan 1 – Aug 7/21	Last Year Same Time	% Change
United States	61,734 tonnes	68,591 tonnes	-10%
Non-CUSMA	22,994 tonnes	34,703 tonnes	-34%
EU-28 (beef/veal total)	7,794 tonnes	9,429 tonnes	-17%
Total	99,645 tonnes	120,008 tonnes	-17%

CHICAGO MERCANTILE EXCHANGE

Closing quotes on futures today were as follows:

Live Cattle		Feeder Cattle		Corn		Soybeans		Canadian \$	
Aug	124.27 +0.87	Aug	159.02 +0.75	Sep	5.386 -11.2	Aug	12.936 -29.2	Spot	77.84 -0.15
Oct	129.05 +0.90	Sep	165.50 +2.60	Dec	5.370 -13.6	Sep	12.906 -29.2	Sep	77.84 -0.15
Dec	134.52 +0.55	Oct	137.62 +2.15	Mar	5.444 -13.6	Nov	12.956 -28.6	Dec	77.83 -0.15
Feb	138.22 +0.32	Nov	168.80 +1.85	May	5.492 -13.4	Jan	12.972 -27.0	Mar	77.84 -0.15
Apr	140.70 +0.22	Jan	167.92 +1.40	Jul	5.476 -13.6	Mar	12.996 -24.6	Jun	77.80 -0.15
Jun	134.77 +0.00	Mar	168.02 +1.07	Sep	5.070 -10.2	May	13.000 -23.4	Sep	77.74 -0.15

Beef Farmers of Ontario, 130 Malcolm Road, Guelph, ON N1K 1B1 Phone: (519) 824-0334 Fax: (519) 824-9161 or email: markets@ontariobeef.com

OBCFPP LICENCE CHANGES

No Longer Licenced:

Meatees LLC, 58 Crabtree Lane, Tenafly, NJ 07670

ONTARIO STOCKER & FEEDER TRADE SPECIAL FALL SALES

Aug 25 12:00 pm	Aylmer Stockyards Inc	Fall Stocker Sale
Aug 25 1:00 pm	Vankleek Hill Livestock Exchange	Stocker Sale
Aug 28 8:00 am	Rainy River Cattlemen's Sale	Majority Yearlings, some early calves, cows etc.
Sep 3 7:00 pm	Cargill Auction Market	Char & Exotic Cross Yearling Sale
Sep 4 1:00 pm	Maple Hill Auctions Ltd	Ontario Autumn Angus Classic
Sep 11 1:00 pm	Maple Hill Auctions Ltd	Ontario Autumn Simmental Classic
Sep 16 11:00 am	Ontario Stockyards Inc	Special Fall Yearling Sale- in regular sale
Sep 17 11:00 am	Community Livestock Exchange	Quinte Cattlemen's Special Sale- farm fresh, most Vacc
Sep 21 10:00 am	Thessalon-Algoma Co-op Livestock	Yearling Sale- 90% vaccinated

Comments for the week ending August 19th

There were just 267 fed steers and heifers sold through auction markets this week down 108 head from last week and 44 fewer than last year at this time. Auction markets reported trade as steady to slightly lower this week to start but as the week progressed trade was just steady and ended the week \$1.00 cwt stronger. Steers sold from \$143.48-\$157.50 averaging \$151.71 down 0.42 from last week and \$7.81 stronger than year ago prices. Fed heifers traded from \$119.66-\$154.12 averaging \$143.69 down \$0.06 from last week's weighted average price but \$1.10 above year ago prices.

The Ontario railgrade market was light this week with prices holding fully steady for the third consecutive week. Prices reported for this week saw steers at \$258.00 cwt dressed with heifers at \$257.00, with delivery mainly for the week of August 30th. This week's average price is \$15.00 cwt stronger than last year at this time.

The Boxed Beef Report by Kevin Grier noted last week's market overview: "The 2021 demand-driven market saddles up and rides again after a brief mid-summer siesta. Trade and media talk of shortages simply mask the fact that it is demand, not supplies that are driving price. Kills are not what they could or should be due to labor, but tonnage is not the issue. What is keeping this market going is that consumers are stepping up to the meat case, regardless of rising prices, at least in the United States. U.S. foodservice demand is good, but not as good as it could be given labor. U.S. supermarket demand is excellent. Meanwhile in Canada supermarket demand is acceptable but nothing that is making anyone excited. Differing demand levels in both countries are at play again."

Lighter volumes of 2,008 fed/cull cows were sold this week at auction markets down 358 from last week but 87 more than last year at this time. Auction markets reported trade as softer to \$1.00-\$2.00 cwt easier to start. By Tuesday trade was steady to lower with one market noting some higher prices. As the week progressed, trade was holding steady to firm. Cows traded from \$63.24-\$96.32 averaging \$77.20 up \$1.07 from last week on average but \$5.27 easier than year ago prices.

Slightly lighter volumes 2,433 stocker and feeder cattle sold this week at auction markets down 181 from last week and 110 fewer than last year at this time. Auction markets reported trade as steady on the lighter weights with quality considered, while heavier replacement cattle were steady to stronger on a good demand. Actual average prices this week saw steers 400-500 lbs up \$8.52, 500-600 lbs down \$11.79, 600-700 lbs up 10.83, 700-800 lbs up \$2.18, 800-900 lbs up \$3.05, 900-1000 lbs up \$5.97 and steers 1000 lbs plus averaged \$2.70 higher than last week's weighted average. Heifers from 400-500 lbs averaged \$5.16 easier, 500-600 lbs up \$16.75, 600-700 lbs up \$6.53, 700-800 lbs up \$0.61, 800-900 lbs up \$5.20 and heifers 900 lbs and over averaged \$6.63 stronger than last week on average.

The Quebec electronic market for this week ranged from \$255.75-\$257.25 cwt dressed on a picked-up basis, which was up \$1.80 from the previous week on average.

Alberta direct trade was active this week with Canfax reporting sales at \$256.00 delivered on Wednesday up \$2.00-\$3.00 cwt. Thursday Canfax noted sales from \$260.00-\$261.00 delivered on a dressed basis, up \$7.00 from last week. Canfax reports: "Competition on the cash market was mixed with one packer buying most of the cattle. Cattle that traded this week were being scheduled anywhere from immediate to early October delivery. Cash to futures basis levels did weaken, but stronger prices week over week did encourage producers to market cattle."

The U.S. cash cattle trade for the week ending August 13th was light with southern deals ranging from \$119.00-\$125.00 live, mostly \$121.00 which is fully steady to the previous week's southern trade. In the north trade was a bit lighter in volume with dressed deals from \$197.00-\$205.00, mostly \$198.00-\$200.00 which is steady to slightly stronger. A couple of live deals early in the week in the north were noted at \$123.00 down from the previous week, but by Thursday trade was steady at \$125.00-\$126.00 live. Overall average prices for the week, reported by the USDA Mandatory Price Report, saw live steers average \$123.28 down \$0.55 while heifers averaged \$122.49 down \$0.98 on average. On the rail steers averaged \$200.63 dressed up \$2.43 while heifers averaged \$200.09 up \$2.02 from last week's weighted average prices.

The US cash cattle trade this week has been light to moderate on a slightly stronger note. Business in the north surfaced on Monday with a couple thousand head of premium quality cattle selling in Nebraska at \$128.75 live, up \$2.00-\$3.00 from last week's Nebraska sales, but most live trade in the north has been from \$126.00-\$128.00. Dressed deals this week have ranged from \$197.00-\$205.00 dressed, mostly \$200.00-\$202.00, averaging around \$1.00 cwt stronger than last week. In the south trade has ranged from \$121.00-\$123.00 live, mainly \$122.00 which is steady to \$1.00 stronger than last week. The north is trading at premium to the south of around \$5.00 cwt. Some clean up trade is possible today, but it appears the bulk of business is completed.