



Weekly Market Information Report for the week ending Thursday August 26, 2021

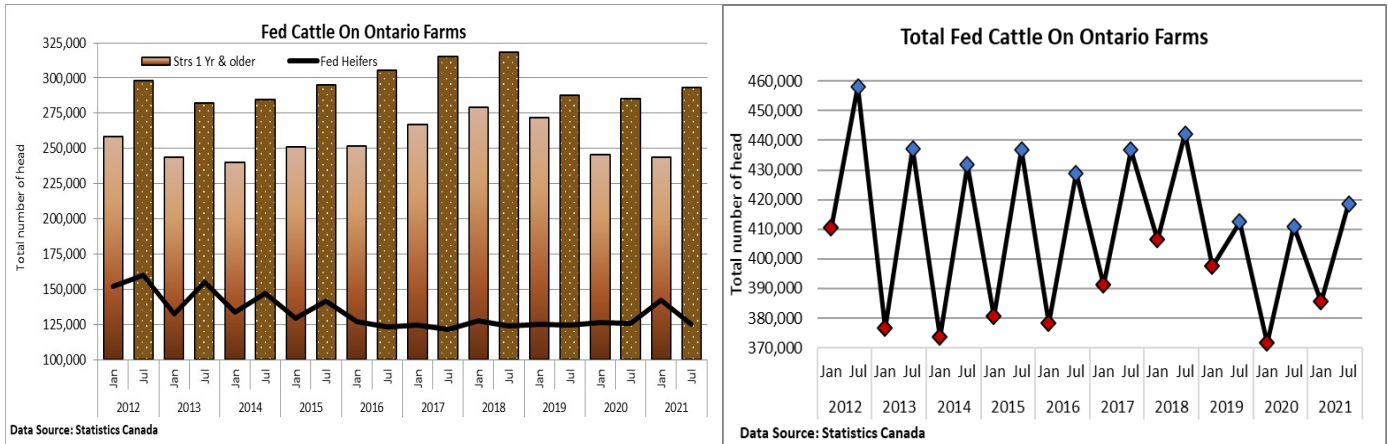
The following information is collected from various sources and disseminated by Beef Farmers of Ontario.

ONTARIO DIRECT TO PACKER RAILGRADE CATTLE TRADE

Prices are on a carcass weight basis before grade and weight discounts. Weekly Range:

A Grade Steers 258.00-264.00

A Grade Heifers 257.00-263.00



The Stats Canada - Cattle Statistics report listed 293,500 fed steers on Ontario farms on July 1, 2021. This is the largest July volume since July 2018. Fed heifer volumes were down with 125,100 head noted on July 1, 2021 which is the lowest volume since July 2019. Overall volumes of fed cattle total 418,600 head which is the largest volume since July 2018, but the third lowest volume in this ten year data set.

ONTARIO LIVE CATTLE TRADE

Ontario auction sales this week saw weighted average price ranges for:

FED CATTLE	Volume	Price Range	Average	Top	Last Week Avg
Large Frame Steers +1250	53	154.30-161.36	158.88	174.50	155.12
Medium Frame Steers +1250	64	141.40-164.30	153.48	189.00	145.90
Large & Medium Frame Steers +1250	117	145.92-164.98	156.77	189.00	151.74
Large Frame Heifers +1000	30	153.60-160.52	156.95	179.00	126.44
Medium Frame Heifers +1000	53	137.85-163.03	148.03	178.50	147.31
Large & Medium Frame Heifers +1000	83	135.42-163.46	150.51	179.00	143.69
Fed steers, Dairy & Dairy Cross +1250	86	115.13-137.64	127.13	152.00	117.30
Fed heifers, Dairy & Dairy Cross +1000	77	91.75-119.98	105.27	153.50	101.74
Cows - All Weights	1,857	63.71-96.95	78.56	131.76	77.20
Bulls - All Weights	126	82.68-117.32	98.68	140.99	108.02

STOCKERS - Large and Medium Frame

STEERS	Volume	Price Range	Average	Top	Last Week Avg
1000+	705	168.55-190.66	180.53	196.00	182.59
900-999	621	188.18-202.60	194.96	212.00	194.90
800-899	287	190.50-210.39	201.17	223.00	201.13
700-799	180	191.12-220.43	207.33	230.00	193.74
600-699	223	192.98-242.55	224.33	250.00	213.69
500-599	135	201.92-250.98	233.54	280.00	209.72
400-499	38	205.53-258.13	235.52	278.00	228.11
-399	45	194.78-243.19	218.74	309.00	206.57

STOCKERS - Large and Medium Frame

HEIFERS	Volume	Price Range	Average	Top	Last Week Avg
+900	209	147.42-173.82	161.42	179.25	159.40
800-899	140	146.84-175.65	164.61	190.00	160.74
700-799	198	158.61-183.77	171.59	200.00	165.08
600-699	191	157.69-194.19	180.14	218.00	180.38
500-599	142	176.83-219.07	198.68	250.00	187.19
400-499	44	158.73-209.98	183.32	244.00	183.52
300-399	24	129.87-159.87	147.87	225.00	202.65
-299	11	122.73-142.27	129.94	185.00	142.25

At Kawartha Lakes Community Sale Barn: August 21, 2021 – 137 cows, 19 bulls, 48 veal, 13 stockers

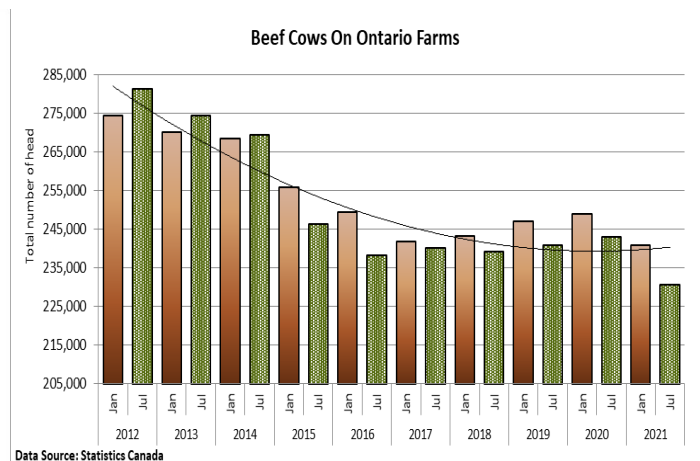
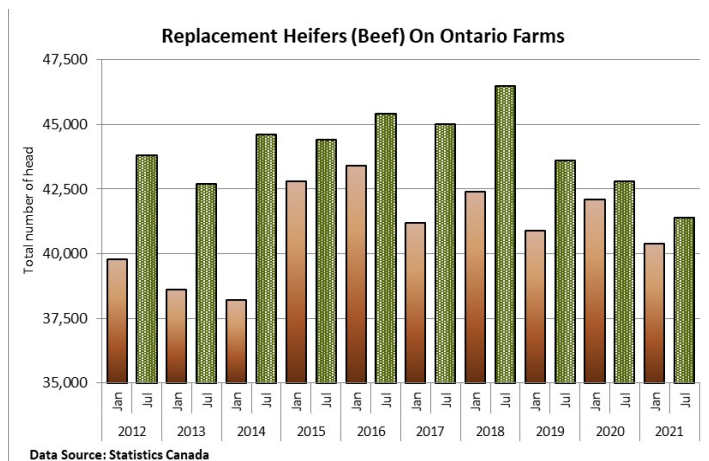
	Price Range	Avg.	Top
Cows	68.00-98.00	78.25	111.00
Bulls under 1600 lbs	89.00-106.00	97.23	106.00
Bulls over 1600 lbs	92.00-128.00	106.09	128.00
Veal 600 lbs +	100.00-123.00	105.92	123.00
Veal 125 & under	20.00-155.00	57.38	260.00

Denfield Livestock Exchange Inc., August 24, 2021: 127 Fed Cattle, 21 Veal, 68 Cows, 8 Bulls, 7 stockers

	Price Range	Average	Top
Large & Medium Frame Fed Steers +1250 lbs	155.00-174.50	161.71	189.00
Large & Medium Frame Fed Heifers +1000 lbs	147.00-177.00	157.71	179.00
Cows	60.00-94.50	75.17	113.00
Veal over 600 lbs	115.00-125.00	119.35	131.00

At Aylmer Stockyards Inc.: August 25, 2021 – 33 veal, 150 Cows, 40 fed cattle, 2 bulls, 15 stockers

	Price Range	Average	Top
Fed Heifers, Dairy & Dairy Cross 1000 lbs +	89.99-138.50	111.29	138.50
Cows	55.00-102.00	77.60	102.00
Veal over 600 lbs	91.00-135.00	113.90	135.00



Replacement beef heifer volumes on July 1, 2021 at 41,400 head is the lowest July 1st volume in this ten year dataset. Beef cow volumes continue to decline with Stats Canada reporting 230,500 head on farms in Ontario on July 1, 2021 which is the lowest July 1st volume since 1952.

ONTARIO STOCKER & FEEDER TRADE

Stocker sale at **Brussels Livestock: August 20, 2021 – 843** Stockers

Steers	Price Range	Average	Top	Heifers	Price Range	Average	Top
1000+	158.25-187.00	174.66	196.00	900+	149.50-177.75	164.28	179.25
900-999	190.25-199.50	194.60	200.00	800-899	162.50-181.25	176.33	181.25
800-899	192.00-213.00	206.00	213.00	700-799	169.00-194.75	183.38	195.00
700-799	200.00-230.00	221.39	230.00	600-699	182.50-206.00	196.11	206.00
600-699	197.00-242.00	226.23	242.00	500-599	183.00-222.00	208.67	250.00
500-599	220.00-255.00	241.53	255.00	400-499	200.00-230.00	213.17	230.00
400-499	225.00-265.00	236.25	265.00				
399-	200.00-309.00	261.00	309.00				

Stocker sale at: **Community Livestock Exchange: August 24, 2021 – 76** Stockers

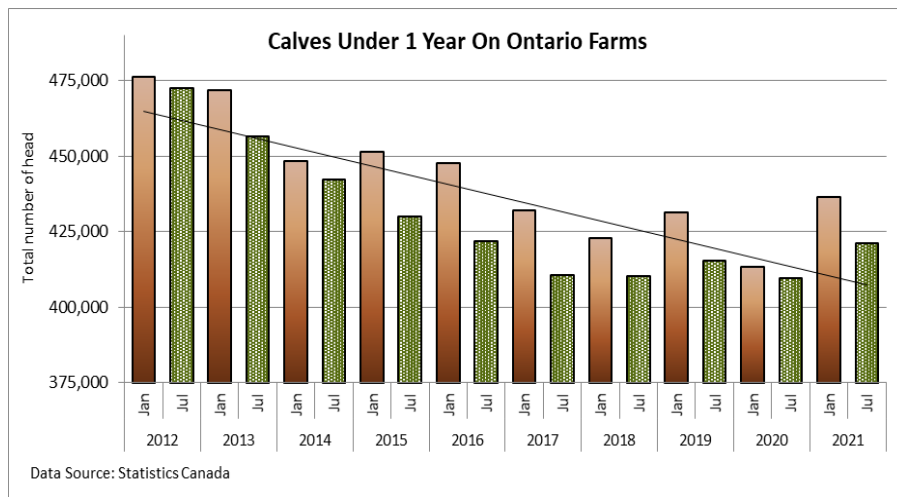
Steers	Price Range	Average	Top	Heifers	Price Range	Average	Top
600-699	139.99-224.50	211.60	224.50	500-599	172.99-220.99	198.90	220.99
500-599	173.99-256.99	222.99	256.99				
400-499	210.00-277.99	246.70	277.99				
399-	239.99-260.00	250.00	260.00				

Stocker sale at: **Keady Livestock Market: August 24, 2021 - 737** Stockers

Steers	Price Range	Average	Top	Heifers	Price Range	Average	Top
1000+	165.50-190.00	180.86	190.00	700-799	173.00-183.00	179.29	183.00
900-999	191.00-202.50	197.06	202.50	600-699	186.00-190.00	186.36	190.00
800-899	203.00-218.00	210.98	223.00	500-599	182.50-199.00	190.75	199.00
700-799	212.50-228.00	221.86	228.00				
600-699	237.00-247.00	244.78	247.00				
500-599	249.00-255.00	253.67	280.00				

Stocker sale at: **Renfrew Pontiac Livestock: August 24, 2021 – 92** Stockers

Steers	Price Range	Average	Top	Heifers	Price Range	Average	Top
800-899	186.00-198.99	196.50	198.99	600-699	160.00-198.50	188.79	198.50
600-699	156.00-229.99	214.59	229.99				



Replacement cattle volumes, released by Stats Canada, are sitting at 421,300 head on Ontario farms on July 1, 2021. This number is down 15,100 from January 1, 2021 noting January volumes tend to be higher than those reported in July. Comparing July to July volumes, July 2021 is the largest volume since July 2016.

Stocker sale at **Ontario Livestock Exchange, August 25, 2021 – 532** stockers

<i>Steers</i>	<i>Price Range</i>	<i>Average</i>	<i>Top</i>	<i>Heifers</i>	<i>Price Range</i>	<i>Average</i>	<i>Top</i>
1000+	177.50-195.50	185.87	195.50	900+	159.00-161.50	160.11	161.50
900-999	189.50-212.00	197.56	212.00				
800-899	211.50-220.00	217.17	220.00				

Stocker sale at **Vankleek Hill Livestock Exchange, August 25, 2021 – 157** stockers

<i>Steers</i>	<i>Price Range</i>	<i>Average</i>	<i>Top</i>	<i>Heifers</i>	<i>Price Range</i>	<i>Average</i>	<i>Top</i>
800-899	174.00-202.00	186.36	202.00	700-799	146.00-182.00	160.27	182.00
700-799	184.00-224.00	202.99	224.00	600-699	178.00-196.00	182.28	196.00
600-699	196.00-250.00	225.25	250.00	500-599	152.00-220.00	176.43	220.00
500-599	168.00-257.00	219.18	257.00				
400-499	192.00-228.00	209.31	228.00				

Stocker sale at **Ontario Livestock Exchange: August 26, 2021 – 224** Stockers

<i>Steers</i>	<i>Price Range</i>	<i>Average</i>	<i>Top</i>	<i>Heifers</i>	<i>Price Range</i>	<i>Average</i>	<i>Top</i>
800-899	153.00-182.50	160.62	196.00	900+	143.00-175.00	160.20	175.00
600-699	150.00-227.50	196.07	227.50	700-799	137.50-170.00	151.58	187.50
500-599	150.00-185.00	165.71	210.00	600-699	137.50-179.00	156.91	186.00
				400-499	125.00-190.00	155.00	212.50

Stocker sale at: **Ontario Stockyards Inc, August 26, 2021- 524** stockers

<i>Steers</i>	<i>Price Range</i>	<i>Average</i>	<i>Top</i>	<i>Heifers</i>	<i>Price Range</i>	<i>Average</i>	<i>Top</i>
800-899	182.00-214.50	198.56	214.50	800-899	150.00-179.00	167.79	190.00
700-799	187.00-227.50	208.57	227.50	700-799	162.50-197.00	178.86	200.00
600-699	197.50-249.25	226.40	249.25	600-699	155.00-202.00	185.67	218.00
500-599	215.00-271.75	259.00	271.75	500-599	188.00-236.00	213.69	236.00
400-499	197.50-276.00	248.86	276.00	400-499	180.00-244.00	210.36	244.00
				300-399	140.00-225.00	188.50	225.00

CATTLE EXPORTS-ONTARIO

	<i>Week ending Aug 7, 2021</i>	<i>Week ending July 31, 2021</i>	<i>Year to Date 2021</i>
Total live slaughter cattle exported from Ontario to the U.S.	2,233	1,621	71,209
Steers & Heifers & Cows	2,080	1,501	66,338
Bulls	153	120	4,871

QUEBEC ELECTRONIC AUCTION MARKET (F.O.B. THE FEEDLOT)

	<i>Price</i>	<i>Change from Last Week</i>
For the week ending August 26, 2021	261.75-264.75	+6.62

ALBERTA DIRECT TRADE

Alberta's direct trade: for the week ending August 25, 2021

Steers	Live FOB	153.25	Rail FOB	257.75-258.50
Heifers	Live FOB	N/T	Rail FOB	N/T

U.S. TRADE (U.S. funds)

The U.S. cash cattle trade: for the week ending August 25, 2021

Choice and Select Steers and Heifers:	Live	121.00-130.00
	Rail	200.00-208.00

FEDERALLY INSPECTED CANADIAN PROCESSING

	<i>Week Ending August 21, 2021</i>	<i># of hd change from week ago</i>	<i>YTD</i>	<i>% Change (Week Ago)</i>	<i>% Change (Year Ago)</i>
Grand Total	68,725	+167	1,995,497	+11%	+12%
Western Slaughter	55,340	-131	1,577,251	+11%	+14%
Eastern Slaughter	13,385	+298	418,246	+13%	+4%

AVERAGE CARCASS WEIGHTS – CANADA

	<i>Steers</i>	<i>Heifers</i>
Aug 21, 2021	904	827
Aug 14, 2021	906	816
Aug 15, 2020	908	830

USDA ESTIMATED CATTLE PROCESSING VOLUME

	<i>Week Ending August 28, 2021</i>	<i>Previous Week</i>	<i>Year Ago</i>
Grand Total	651,000	665,000	654,000

U.S. BOXED BEEF CUT-OUT VALUES (U.S. funds)

	<i>Choice 600-900</i>	<i>Select 600-900</i>
Current Five Day Average	346.97	318.02

BEEF EXPORTS – CANADA

	<i>United States Jan 1- Jun 30/21</i>	<i>Change from last year YTD</i>	<i>Mexico Jan 1- Jun 30/21</i>	<i>Change from last year YTD</i>
Total	165,200 tonnes	+16% or +23,330 tonnes	11,401 tonnes	+108% or +5,907 tonnes
	<i>Japan Jan 1- Jun 30/21</i>	<i>Change from last year YTD</i>	<i>China Jan 1- Jun 30/21</i>	<i>Change from last year YTD</i>
Total	27,339 tonnes	+35% or +7,049 tonnes	9,947 tonnes	+151% or +5,986 tonnes

LIVE CATTLE – CANADA

IMPORTS		<i>Import % change from 2020 YTD</i>	EXPORTS		<i>Export % change from 2020 YTD</i>
<i>Jan 1- Jul 31/21</i>			<i>Jan 1- July 31/21</i>		
Pure bred	8,905	+417%	Slaughter steers & heifers & cows	235,165	-20%
Non-pure bred	210,697	+101%	Feeder cattle & calves	55,828	-26%
			Bulls	19,481	-14%

BEEF PRODUCTION – CANADA

	<i>Jan 1 – Aug 7/21</i>	<i>Last Year Same Time</i>	<i>% Change</i>
Fed	661,894 tonnes	584,522 tonnes	+13%
Non-fed	92,807 tonnes	84,372 tonnes	+10%

BEEF IMPORTS – CANADA

	<i>Jan 1 – Aug 7/21</i>	<i>Last Year Same Time</i>	<i>% Change</i>
United States	61,734 tonnes	68,591 tonnes	-10%
Non-CUSMA	22,994 tonnes	34,703 tonnes	-34%
EU-28 (beef/veal total)	7,794 tonnes	9,429 tonnes	-17%
Total	99,645 tonnes	120,008 tonnes	-17%

CHICAGO MERCANTILE EXCHANGE

Closing quotes on futures today were as follows:

Live Cattle			Feeder Cattle			Corn			Soybeans			Canadian \$		
Aug	122.00	-1.27	Sep	164.65	+0.20	Sep	5.580	+5.2	Sep	13.592	-8.2	Spot	79.24	+0.41
Oct	129.12	-0.47	Oct	168.42	+0.15	Dec	5.536	+3.0	Nov	13.232	-3.0	Sep	79.24	+0.41
Dec	135.32	-0.30	Nov	169.95	+0.30	Mar	5.602	+3.0	Jan	13.272	-3.0	Dec	79.23	+0.41
Feb	138.95	-0.05	Jan	169.15	+0.42	May	5.642	+3.2	Mar	13.292	-3.0	Mar	79.24	+0.41
Apr	141.87	+0.10	Mar	168.87	+0.45	Jul	5.614	+3.0	May	13.330	-2.4	Jun	79.20	+0.41
Jun	136.22	+0.22	Apr	169.75	+0.50	Sep	5.252	+1.4	Jul	13.340	-2.4	Sep	79.14	+0.41

Beef Farmers of Ontario, 130 Malcolm Road, Guelph, ON N1K 1B1 Phone: (519) 824-0334 Fax: (519) 824-9161 or email: markets@ontariobeef.com

Please note the Rainy River Cattlemen's Sale originally scheduled for Saturday August 28th has been postponed until Saturday September 11th!

ONTARIO STOCKER & FEEDER TRADE SPECIAL FALL SALES

Aug 25 12:00 pm	Aylmer Stockyards Inc	Fall Stocker Sale
Aug 25 1:00 pm	Vankleek Hill Livestock Exchange	Stocker Sale
Sep 3 7:00 pm	Cargill Auction Market	Char & Exotic Cross Yearling Sale
Sep 4 1:00 pm	Maple Hill Auctions Ltd	Ontario Autumn Angus Classic
Sep 11* 8:00 am	Rainy River Cattlemen's Sale	Majority Yearlings, some early calves, cows etc.
Sep 11 1:00 pm	Maple Hill Auctions Ltd	Ontario Autumn Simmental Classic
Sep 16 11:00 am	Ontario Stockyards Inc	Special Fall Yearling Sale- in regular sale
Sep 17 11:00 am	Community Livestock Exchange	Quinte Cattlemen's Special Sale- farm fresh, most Vacc
Sep 21 10:00 am	Thessalon-Algoma Co-op Livestock	Yearling Sale- 90% vaccinated

Comments for the week ending August 26th

Lighter receipts of fed steers and heifers sold through auction markets this week at stronger prices. There were 200 head sold, down 67 from last week and 239 fewer than last year at this time. Steers ranged from \$145.92-\$164.98 averaging \$156.77 up \$5.06 from last week and \$11.78 above year ago prices. Fed heifers sold from \$135.42-\$163.46 averaging \$150.51 up \$6.82 from last week and \$10.22 stronger than year ago prices. Auction markets reported trade as active and strong with prices up anywhere from \$1.00-\$2.00 cwt, to \$8.00-\$10.00 cwt stronger in spots.

Ontario railgrade prices also improved as the week progressed. Prices started out the previous Friday at \$258.00 dressed for steers and \$257.00 for heifers. By Monday, trade was reported from \$258.00-\$260.00 for steers and \$257.00-\$259.00 for heifers, mainly \$260.00 and \$259.00. By Wednesday prices were sitting at \$264.00 dressed for steers and \$263.00 for heifers which is up \$6.00 from last week's sales. Overall the weekly average price this week is up \$3.25 from last week and \$16.25 cwt above last year at this time. Delivery of the cattle sold this week is anywhere from next week to the week of September 7th.

Lighter receipts of 1,857 fed/cull cows sold through auction markets this week down 151 head from last week and 156 fewer than last year at this time. Cows ranged from \$63.71-\$96.95 averaging \$78.56 up \$1.36 from last week and \$0.41 above year ago prices. Auction markets reported trade as active with prices noted as steady to firm.

3,193 stocker and feeder cattle sold through auction markets this week up 760 from last week but 348 fewer than the same week last year. Auction markets reported calves as active at steady prices but by week's end trade was stronger, with quality considered. Heavier cattle were noted as active on a good demand with prices steady to stronger. Actual average prices this week saw steers 400-500 lbs up \$7.41 from last week, 500-600 lbs up \$23.82, 600-700 lbs up \$10.64, 700-800 lbs up \$13.59, 800-900 lbs up \$0.04, 900-1000 lbs up \$0.06 and steers 1000 lbs and over averaged \$2.06 easier than last week's weighted average price. Heifers from 400-500 lbs were down \$0.20, 500-600 lbs up \$11.49, 600-700 lbs down \$0.24, 700-800 lbs up \$6.51,

800-900 lbs up \$3.87 and heifers 900 lbs and over averaged \$2.02 above last week's weighted average prices.

The Quebec electronic market for this week ranged from \$261.75-\$264.75 cwt dressed on a picked-up basis, which was up \$6.62 from the previous week on average.

Alberta direct trade this week was light with trade marked at \$260.00 delivered on a dressed basis which Canfax reports at steady to \$5.00 cwt stronger than last week. Majority of the trade this week was steers with too few heifers sold to report at market. Canfax notes: "Cattle that traded this week were being scheduled for the second half of September delivery. Fed cattle prices have rallied around 4.00 over the past three weeks. All three western Canadian packer were showing interest on cash cattle. Sale volumes were fairly light this week. It sounds like at least one major packer will work this Saturday."

The U.S. cash cattle trade for the week ending August 20th was light to moderate last week with trade in the south from \$121.00-\$123.00 live, mainly \$122.00 up \$1.00 cwt. Business in the north was reported from \$125.00-\$128.00 live and \$197.00-\$205.00 dressed, mostly \$200.00-\$202.00 up around \$2.00 from last week. Overall prices for the week reported by the USDA Mandatory Price Report saw live steers average \$125.47 up \$2.19 on average while heifers averaged \$124.36 up \$1.87. On the rail steers averaged \$201.15 dressed, up \$0.52 with heifers averaging \$200.64 up \$0.55

The US cash trade this week was a bit disappointing as sellers were hoping for much stronger prices. Reports of lower production due to mechanical breakdowns and labour issues this week was partly to blame as demand and volumes traded were light. In the south trade ranged from \$121.00-\$123.00 live mainly \$122.00-\$123.00 steady to \$1.00 stronger. Business in the north ranged from \$200.00-\$208.00 dressed, mostly \$202.00-\$203.00 up \$1.00-\$2.00 on average. Bids surfaced today in the north at \$200.00-\$202.00 dressed but no trade was reported. Asking prices on the few remaining cattle are at \$124.00 plus live in the south and \$205.00 plus dressed in the north. For the most part it appears the bulk of trade for the week has been completed.