



Weekly Market Information Report for the week ending Thursday September 2, 2021

The following information is collected from various sources and disseminated by Beef Farmers of Ontario.

ONTARIO DIRECT TO PACKER RAILGRADE CATTLE TRADE

Prices are on a carcass weight basis before grade and weight discounts. Weekly Range:

A Grade Steers	264.00-270.00
A Grade Heifers	263.00-270.00

ONTARIO LIVE CATTLE TRADE

Ontario auction sales this week saw weighted average price ranges for:

FED CATTLE	Volume	Price Range	Average	Top	Last Week Avg
Large Frame Steers +1250	64	152.00-165.20	160.30	183.00	158.88
Medium Frame Steers +1250	66	153.44-171.39	160.74	179.00	153.48
Large & Medium Frame Steers +1250	130	150.20-166.32	160.47	183.00	156.77
Large Frame Heifers +1000	43	146.51-156.13	152.27	161.00	156.95
Medium Frame Heifers +1000	55	140.45-159.62	152.05	167.00	148.03
Large & Medium Frame Heifers +1000	98	141.16-158.85	151.91	167.00	150.51
Fed steers, Dairy & Dairy Cross +1250	60	111.93-134.88	127.75	154.00	127.13
Fed heifers, Dairy & Dairy Cross +1000	96	92.68-123.76	107.85	150.00	105.27
Cows - All Weights	1,811	63.17-100.69	80.05	127.00	78.56
Bulls - All Weights	99	93.62-118.88	107.04	138.00	98.68

STOCKERS - Large and Medium Frame

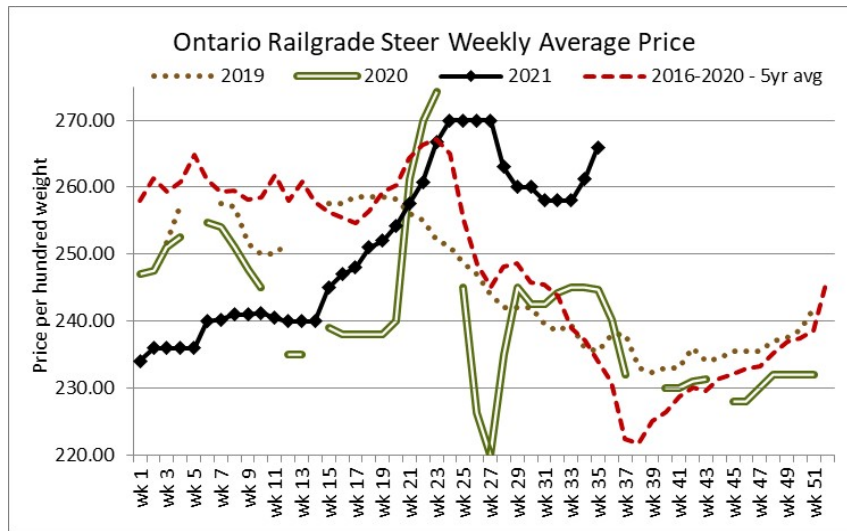
STEERS	Volume	Price Range	Average	Top	Last Week Avg
1000+	851	178.15-196.67	186.33	203.00	180.53
900-999	459	190.20-201.02	195.02	205.00	194.96
800-899	118	181.45-208.52	197.50	217.00	201.17
700-799	145	184.44-220.98	206.22	239.75	207.33
600-699	158	183.31-237.40	212.22	259.50	224.33
500-599	123	199.84-255.05	238.14	268.00	233.54
400-499	90	210.08-261.59	240.86	287.99	235.52
-399	34	224.34-279.88	254.76	203.49	218.74

STOCKERS - Large and Medium Frame

HEIFERS	Volume	Price Range	Average	Top	Last Week Avg
+900	235	149.13-169.31	159.65	180.00	161.42
800-899	133	160.77-182.14	171.50	190.50	164.61
700-799	97	154.51-178.78	166.55	195.00	171.59
600-699	142	162.81-193.23	177.56	226.00	180.14
500-599	95	172.67-213.50	194.10	236.50	198.68
400-499	57	152.23-224.23	190.85	262.50	183.32
300-399	19	201.50-221.24	212.65	262.50	147.87
-299	13	118.04-149.58	135.18	214.00	129.94

At Kawartha Lakes Community Sale Barn: August 28, 2021 – 147 cows, 10 bulls, 25 veal, 32 stockers, 3 Fed Cattle

	Price Range	Avg.	Top
Cows	70.00-104.00	83.21	113.00
Bulls – all weights	92.80-119.80	105.28	124.00
Veal 600 lbs +	106.00-135.00	115.96	135.00

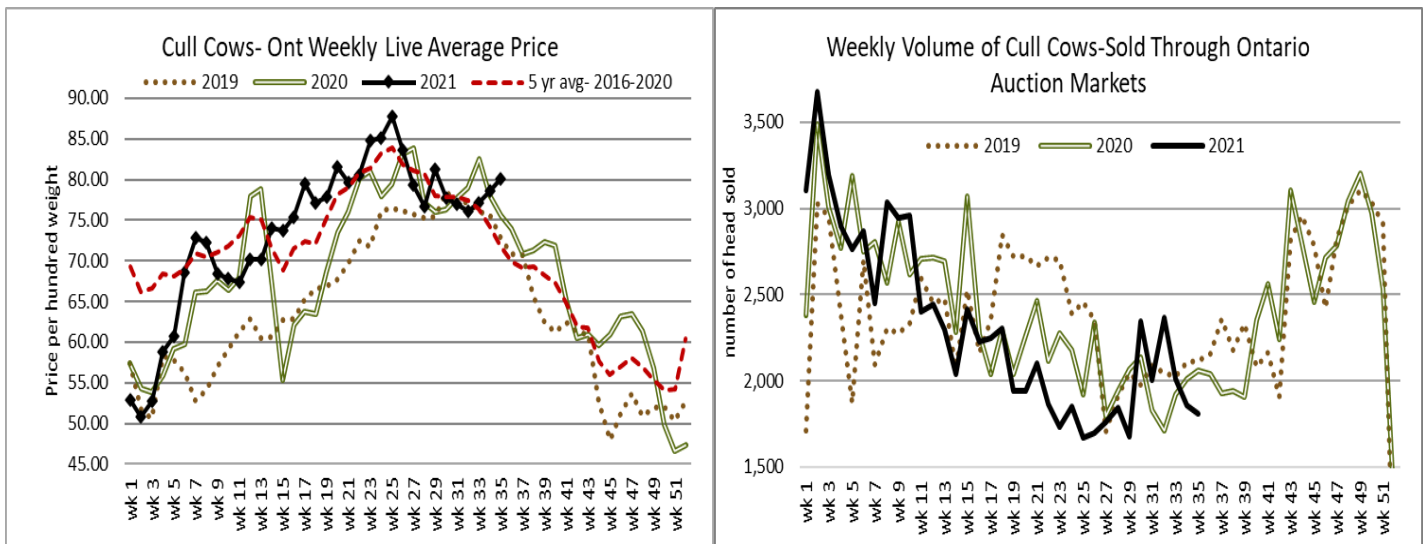


Denfield Livestock Exchange Inc., August 31, 2021: 122 Fed Cattle, 8 Veal, 77 Cows, 6 Bulls, 2 stockers

	Price Range	Average	Top
Large & Medium Frame Fed Steers +1250 lbs	153.50-167.00	162.66	183.00
Large & Medium Frame Fed Heifers +1000 lbs	138.00-164.00	153.81	167.00
Cows	67.50-118.50	89.08	120.50
Veal over 600 lbs	111.00-117.50	115.00	117.50

At Aylmer Stockyards Inc.: September 1, 2021 – 34 veal, 149 Cows, 32 fed cattle, 1 bull, 9 stockers

	Price Range	Average	Top
Fed Heifers, Dairy & Dairy Cross 1000 lbs +	68.99-132.00	104.00	132.00
Cows	52.00-112.99	83.09	123.99
Veal over 600 lbs	108.00-12.00	120.39	132.00



ONTARIO STOCKER & FEEDER TRADE

Stocker sale at **Brussels Livestock: August 27, 2021 – 764 Stockers**

Steers	Price Range	Average	Top	Heifers	Price Range	Average	Top
1000+	162.00-187.00	176.41	187.00	900+	155.00-171.00	163.39	180.00
900-999	185.50-205.00	195.79	205.00	800-899	162.00-190.50	175.63	190.50
800-899	203.75-217.00	210.02	217.00	700-799	169.00-195.00	180.23	195.00
700-799	201.00-231.75	223.01	231.75	600-699	182.50-211.00	195.61	220.00
600-699	175.00-246.00	210.30	246.00	500-599	148.00-212.50	185.75	223.00

Stocker sale at: **Community Livestock Exchange: August 31, 2021 – 91** Stockers

<i>Steers</i>	Price Range	Average	Top	<i>Heifers</i>	Price Range	Average	Top
600-699	185.00-237.99	206.99	237.99	500-599	182.49-220.00	197.39	220.00
500-599	175.00-260.00	243.80	260.00	400-499	164.99-262.50	206.89	262.50
400-499	210.00-287.99	257.79	287.99				

Stocker sale at: **Keady Livestock Market: August 31, 2021 - 615** Stockers

<i>Steers</i>	Price Range	Average	Top	<i>Heifers</i>	Price Range	Average	Top
1000+	185.00-195.25	190.35	195.25	900+	155.50-174.00	161.83	174.00
900-999	194.50-202.00	196.96	202.00	800-899	177.00-182.50	179.56	182.50
800-899	200.00-211.00	204.53	211.00	600-699	181.00-226.00	218.43	226.00
700-799	224.50-239.75	233.65	239.75	500-599	208.00-236.00	219.53	236.00
600-699	229.00-259.50	248.20	259.50				
500-599	220.00-253.00	239.71	253.00				
400-499	235.00-245.00	242.14	245.00				

Stocker sale at: **Renfrew Pontiac Livestock: August 31, 2021 – 159** Stockers

<i>Steers</i>	Price Range	Average	Top	<i>Heifers</i>	Price Range	Average	Top
900-999	185.00-195.50	190.70	195.50	700-799	158.00-179.49	169.39	179.49
800-899	188.99-204.00	197.39	204.00	600-699	175.00-202.00	187.79	202.00
700-799	187.99-214.99	199.30	214.99	500-599	169.99-210.00	195.99	210.00
600-699	177.00-225.99	205.39	225.99	400-499	184.00-212.00	199.39	212.00
500-599	193.99-243.00	224.69	243.00				
400-499	227.49-239.00	234.10	239.00				
399-	247.00-258.99	254.19	258.99				

Stocker sale at **Ontario Livestock Exchange, September 1, 2021 – 588** stockers

<i>Steers</i>	Price Range	Average	Top	<i>Heifers</i>	Price Range	Average	Top
1000+	181.50-203.00	189.26	203.00	900+	N/T		
900-999	196.00-203.50	199.26	203.50				
800-899	170.00-210.00	194.58	210.00				

Stocker sale at **Ontario Livestock Exchange: September 2, 2021 – 220** Stockers

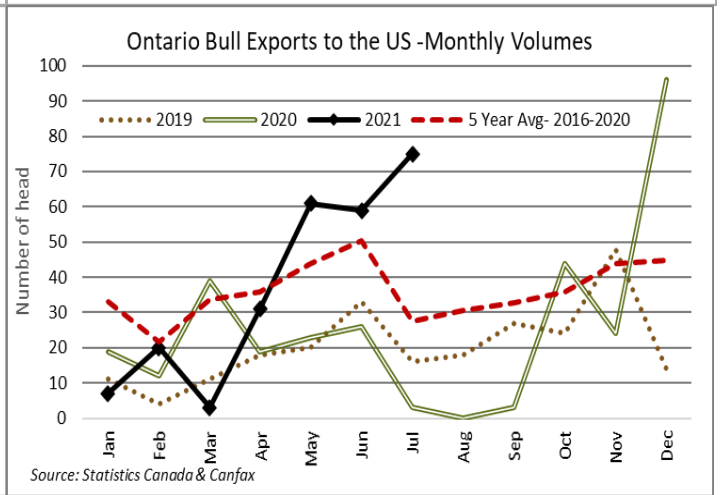
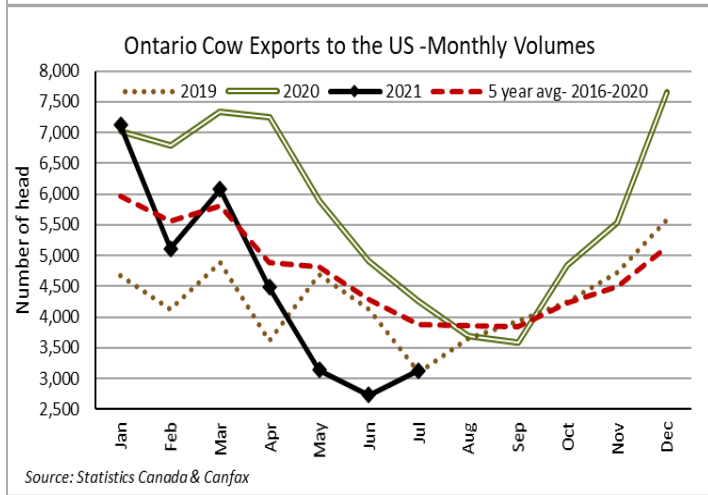
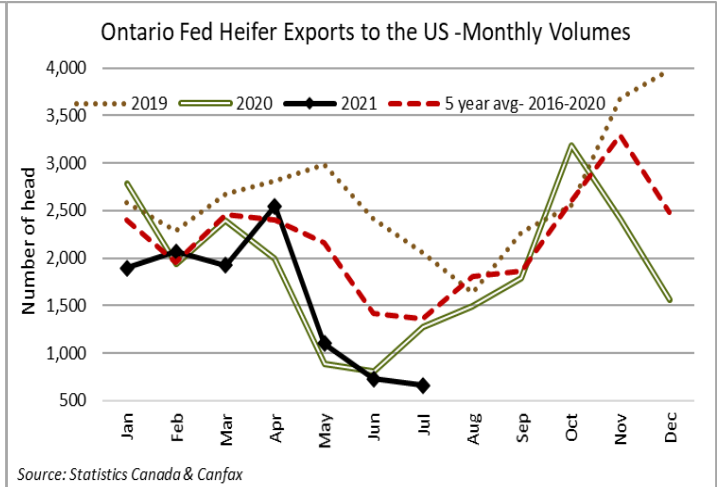
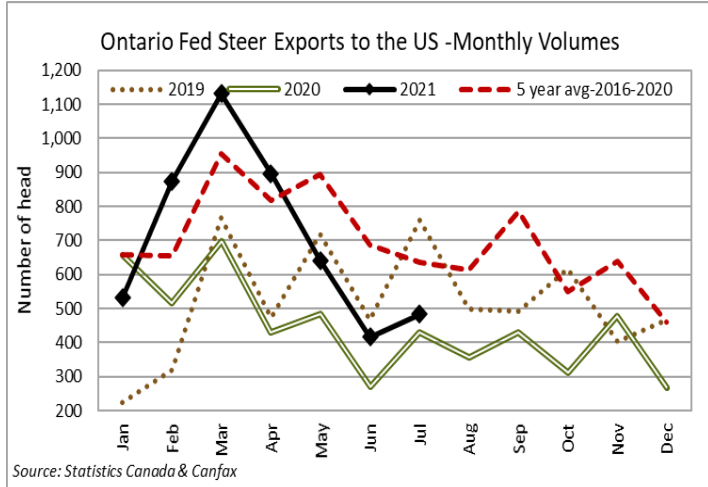
<i>Steers</i>	Price Range	Average	Top	<i>Heifers</i>	Price Range	Average	Top
1000	140.00-169.00	153.83	169.00	900+	95.00-173.00	143.78	173.00
900-999	156.00-167.50	158.65	167.50	800-899	140.00-164.00	156.00	178.00
800-899	125.00-195.00	170.85	204.00	700-799	128.00-177.00	153.47	177.00
700-799	120.00-192.50	161.14	217.00	600-699	130.00-162.50	138.63	162.50
600-699	140.00-213.00	181.85	217.50				
500-599	140.00-245.00	220.41	245.00				
400-499	142.50-220.00	190.56	260.00				
399-	260.00-270.00	265.00	270.00				

Stocker sale at: **Ontario Stockyards Inc, September 2, 2021- 106** stockers

<i>Steers</i>	Price Range	Average	Top	<i>Heifers</i>	Price Range	Average	Top
1000	125.00-174.00	159.43	174.00	900+	150.00-170.00	162.50	170.00
900-999	168.00-186.00	171.00	186.00	500-599	190.00-227.00	205.60	227.00
800-899	157.50-200.00	181.13	200.00	300-399	210.00-234.00	223.00	234.00
700-799	175.00-204.00	186.50	204.00				
600-699	137.50-222.50	203.00	222.50				
500-599	230.00-261.00	246.88	261.00				
400-499	237.50-271.00	260.29	280.00				

Stocker sale at **Ottawa Livestock Exchange: September 2, 2021 – 102 Stockers**

Steers	Price Range	Average	Top	Heifers	Price Range	Average	Top
600-699	213.00-248.00	227.56	254.00	500-599	200.00-228.00	219.54	228.00
500-599	234.00-264.00	247.62	268.00	400-499	208.00-240.00	222.89	250.00
400-499	246.00-286.00	267.17	286.00				
399-	268.00-300.00	284.75	300.00				



QUEBEC ELECTRONIC AUCTION MARKET (F.O.B. THE FEEDLOT)

For the week ending September 2, 2021
Price 267.00-269.75
Change from Last Week +5.02

ALBERTA DIRECT TRADE

Alberta's direct trade: for the week ending September 2, 2021

Steers	Live FOB	155.00	Rail FOB	259.75-261.50
Heifers	Live FOB	154.25	Rail FOB	260.50

U.S. TRADE (U.S. funds)

The U.S. cash cattle trade: for the week ending September 2, 2021
 Choice and Select Steers and Heifers:
 Live 123.00-130.00
 Rail 197.00-205.00

FEDERALLY INSPECTED CANADIAN PROCESSING

	Week Ending August 28, 2021	# of hd change from week ago	YTD	% Change (Week Ago)	% Change (Year Ago)
Grand Total	72,438	+3,713	2,136,827	+5%	+12%
Western Slaughter	58,766	+3,426	1,691,226	+6%	+14%
Eastern Slaughter	13,672	-11	445,601	0%	+4%

AVERAGE CARCASS WEIGHTS – CANADA

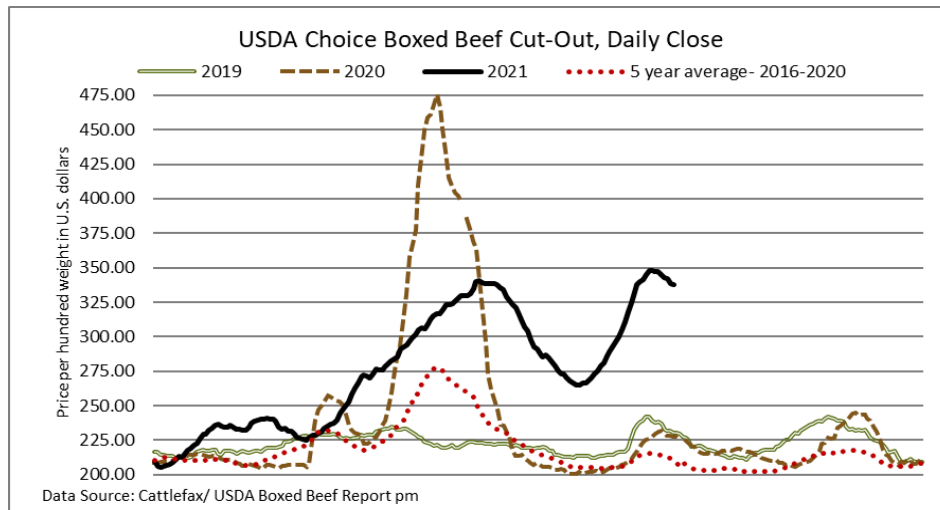
	Steers	Heifers
Aug 28, 2021	906	818
Aug 21, 2021	904	827
Aug 22, 2020	908	829

USDA ESTIMATED CATTLE PROCESSING VOLUME

	Week Ending Sept 4, 2021	Previous Week	Year Ago
Grand Total	624,000	651,000	635,000

U.S. BOXED BEEF CUT-OUT VALUES (U.S. funds)

	Choice 600-900	Select 600-900
Current Five Day Average	341.32	310.53



BEEF EXPORTS – CANADA

	United States Jan 1- Jul 31/21	Change from last year YTD	Mexico Jan 1- Jul 31/21	Change from last year YTD
Total	197,399 tonnes	+15% or +25,756 tonnes	13,837 tonnes	+102% or +6,973 tonnes
	Japan Jan 1- Jul 31/21	Change from last year YTD	China Jan 1- Jul 31/21	Change from last year YTD
Total	32,992 tonnes	+31% or +7,757 tonnes	11,400 tonnes	+134% or +6,523 tonnes

LIVE CATTLE – CANADA

IMPORTS			EXPORTS		
	Import % change from 2020 YTD			Export % change from 2020 YTD	
Jan 1- Jul 31/21			Jan 1- Aug 21/21		
Pure bred	8,905	+417%	Slaughter steers & heifers & cows	262,424	-16%
Non-pure bred	210,697	+101%	Feeder cattle & calves	69,845	-12%
			Bulls	23,126	-9%

BEEF PRODUCTION – CANADA

	Jan 1 – Aug 28/21	Last Year Same Time	% Change
Fed	735,001 tonnes	652,328 tonnes	+13%
Non-fed	101,703 tonnes	91,353 tonnes	+11%

BEEF IMPORTS – CANADA

	Jan 1 – Aug 28/21	Last Year Same Time	% Change
United States	67,009 tonnes	75,363 tonnes	-11%
Non-CUSMA	23,742 tonnes	38,286 tonnes	-38%
EU-28 (beef/veal total)	8,208 tonnes	10,112 tonnes	-19%
Total	107,161 tonnes	131,880 tonnes	-19%

CHICAGO MERCANTILE EXCHANGE

Closing quotes on futures today were as follows:

Live Cattle	Feeder Cattle	Corn	Soybeans	Canadian \$
Oct 124.80 -1.25	Sep 158.47 -1.82	Sep 5.080 -8.2	Sep 12.830 +3.6	Spot 79.91 +0.25
Dec 130.92 -1.27	Oct 162.47 -2.57	Dec 5.240 -1.4	Nov 12.920 +8.6	Sep 79.91 +0.26
Feb 135.15 -1.17	Nov 165.27 -2.45	Mar 5.332 -0.6	Jan 13.012 +9.6	Dec 79.90 +0.26
Apr 138.62 -1.07	Jan 165.40 -2.12	May 5.386 -0.4	Mar 13.070 +9.4	Mar 79.90 +0.26
Jun 133.45 -1.00	Mar 165.70 -2.10	Jul 5.384 -1.0	May 13.134 +10.0	Jun 79.87 +0.26
Aug 132.27 -1.00	Apr 167.00 -2.07	Sep 5.046 -2.2	Jul 13.172 +10.0	Sep 79.82 +0.27

Beef Farmers of Ontario, 130 Malcolm Road, Guelph, ON N1K 1B1 Phone: (519) 824-0334 Fax: (519) 824-9161 or email: markets@ontariobeef.com

ONTARIO STOCKER & FEEDER TRADE SPECIAL FALL SALES

Sep 4 1:00 pm	Maple Hill Auctions Ltd	Ontario Autumn Angus Classic
Sep 11* 8:00 am	Rainy River Cattlemen's Sale	Majority Yearlings, some early calves, cows etc.
Sep 11 1:00 pm	Maple Hill Auctions Ltd	Ontario Autumn Simmental Classic
Sep 13 7:00 pm	Maple Hill Auctions Ltd	Fall Stocker Sales begin- every Monday night in the fall
Sep 16 11:00 am	Ontario Stockyards Inc	Special Fall Yearling Sale- in regular sale
Sep 17 11:00 am	Community Livestock Exchange	Quinte Cattlemen's Special Sale- farm fresh, most Vacc
Sep 20 7:00 pm	Maple Hill Auctions Ltd	Fall Stocker Sale
Sep 21 10:00 am	Thessalon-Algoma Co-op Livestock	Yearling Sale- 90% vaccinated
Sep 24 7:00 pm	Cargill Auction Market	Char & Exotic Cross Yearling Sale
Sep 25 8:00 am	Rainy River Cattlemen's Sale	Majority Calves, some yearlings, cows etc.
Sep 25 11:00 am	Denfield Livestock Exchange	Vaccinated Calf & Yearling Sale
Sep 25 1:00 pm	Maple Hill Auctions Ltd	Lone Spruce Hereford Dispersal

Comments for the week ending September 2nd

Receipts of fed steers and heifers sold through Ontario auction markets this week was up 28 head at 228, but 64 fewer than the same time last year. Fed steers sold from \$150.20-\$166.32 with a weekly weighted average price of \$160.47 up \$3.70 from last week and \$17.93 stronger than year ago prices. Fed heifers traded from \$141.16-\$158.85 averaging \$151.91 up \$1.40 from last week and \$13.95 above last year at this time. Auction markets reported active trading on a good demand with prices up anywhere from \$1.00-\$5.00 cwt. Federally inspected processing volumes in Ontario (including steers, heifers, cows and bulls) as of August 28th was reported at 398,424 head which is up 4% over the same period last year.

Ontario railgrade prices were stronger again this week also. Prices started out the previous Friday at \$264.00 dressed for steers and \$263.00 for heifers. Sales were steady on Monday but by Tuesday trade had improved to \$265.00-\$267.00, mainly \$266.00 for steers and \$265.00 for heifers. Thursday trade was reported at \$270.00 dressed for steers and heifers. Delivery of the cattle sold this week was anywhere from one to three weeks, but most were for the week of September 13th. Prices this week averaged \$4.75 stronger than last week on average and \$21.25 above year ago prices.

There were 1,811 fed/cull cows sold through Ontario auction markets this week, down 46 from last week and 246 fewer than this time last year. Auction markets reported a strong active trade with prices firm to higher, with reports of dairy cows up \$4.00-\$5.00 and well fed beef cows as much as \$15.00 cwt stronger in spots. Cows sold from \$63.17-\$100.69 averaging \$80.05 up \$1.49 from last week and \$4.43 above year ago prices.

2,769 stocker and feeder cattle sold through auction markets this week down 424 from last week and 1,453 fewer than the same week last year. Auction markets reported calves as steady to fully steady and strong, while heavier/yearling cattle were fully steady to \$1.00-\$2.00 cwt stronger on a good demand, with quality considered. Actual average prices this week saw steers 400-500 lbs up \$5.34 on average from last week, 500-600 lbs up \$4.60, 600-700 lbs down \$12.11, 700-800 lbs down \$1.11, 800-900 lbs down \$3.67, 900-1000 lbs up \$0.06 and steers 1000 lbs and over averaged \$5.80 stronger than last week. Heifers 400-500 lbs were up \$7.53, 500-600 lbs down \$4.58, 600-700 lbs down \$2.58, 700-800 lbs down \$5.04, 800-900 lbs up \$6.89 and heifers 900 lbs and over averaged \$1.77 easier than last week's trade.

The Quebec electronic market for this week ranged from \$267.00-\$269.75 cwt dressed on a picked-up basis, which was up \$5.02 from the previous week on average.

Alberta direct trade was reported this week by Canfax from \$262.00-\$263.00 cwt delivered on a dressed basis, up \$2.00-\$3.00 from last week's trade. Canfax notes: "Cattle that traded this week were being scheduled anywhere from the middle to late September delivery. For the most part this week's cash offering has been cleaned up."

The U.S. cash cattle trade for the week ending August 27th was light with trade in the south ranging from \$121.00-\$123.00 live. Business in the north was reported from \$200.00-\$208.00 dressed and \$126.00-\$130.00 live. Overall, prices for the week reported by the USDA Mandatory Price Report, saw live steers average \$125.74 up \$0.27 on average, while heifers averaged \$123.71 down \$0.65. On the rail, steers averaged \$204.45 dressed up \$3.30 with heifers averaging \$204.04 up \$3.40.

The US cash trade this week has been light to moderate with business in the south mainly \$123.00-\$124.00 live, steady to \$1.00 higher. Trade in the north has ranged from \$125.00-\$130.00 live and \$197.00-\$205.00 dressed, mainly \$203.00-\$204.00 which is steady to \$1.00-\$2.00 easier. Today a few deals in the south are noted at \$124.00 live with a couple in the north at \$203.00 dressed, otherwise it appears the bulk of trade for the week is completed.