



Weekly Market Information Report for the week ending Thursday September 16, 2021

The following information is collected from various sources and disseminated by Beef Farmers of Ontario.

ONTARIO DIRECT TO PACKER RAILGRADE CATTLE TRADE

Prices are on a carcass weight basis before grade and weight discounts. Weekly Range:

A Grade Steers	270.00
A Grade Heifers	269.00-270.00

ONTARIO LIVE CATTLE TRADE

Ontario auction sales this week saw weighted average price ranges for:

FED CATTLE	Volume	Price Range	Average	Top	Last Week Avg
Large Frame Steers +1250	87	156.79-169.94	163.76	171.25	164.91
Medium Frame Steers +1250	109	146.43-166.35	157.70	170.00	157.68
Large & Medium Frame Steers +1250	196	145.80-168.47	160.64	171.25	163.62
Large Frame Heifers +1000	70	136.42-163.20	159.58	166.00	159.17
Medium Frame Heifers +1000	77	140.85-161.55	152.78	170.00	152.98
Large & Medium Frame Heifers +1000	147	138.58-162.55	156.32	170.00	156.27
Fed steers, Dairy & Dairy Cross +1250	109	119.86-138.89	130.00	151.00	123.65
Fed heifers, Dairy & Dairy Cross +1000	94	90.31-119.77	107.79	148.00	106.81
Cows - All Weights	2,206	64.10-96.44	79.21	127.00	77.97
Bulls - All Weights	123	92.83-120.84	106.38	142.00	109.17

STOCKERS - Large and Medium Frame

STEERS	Volume	Price Range	Average	Top	Last Week Avg
1000+	1,095	169.34-192.93	182.42	198.00	186.68
900-999	561	190.08-205.04	197.86	213.75	198.32
800-899	248	193.57-215.79	205.20	224.00	202.06
700-799	168	177.21-219.85	202.81	232.00	205.59
600-699	216	170.67-227.13	205.82	238.00	215.83
500-599	231	193.30-246.14	227.30	265.00	233.62
400-499	125	168.97-260.26	224.24	279.00	247.37
-399	54	144.34-250.16	196.91	320.00	242.27

STOCKERS - Large and Medium Frame

HEIFERS	Volume	Price Range	Average	Top	Last Week Avg
+900	506	153.43-178.80	166.71	186.00	165.31
800-899	243	165.10-182.12	175.42	194.99	178.91
700-799	297	174.85-187.95	181.51	198.00	181.95
600-699	197	153.95-199.28	178.53	221.00	189.87
500-599	86	132.76-206.54	180.24	229.00	195.22
400-499	83	132.11-214.34	174.49	237.50	198.98
300-399	44	155.16-216.70	187.96	260.00	204.10
-299	13	164.96-199.58	182.91	226.00	166.00

At Kawartha Lakes Community Sale Barn: September 11, 2021 – 185 cows, 19 bulls, 39 veal, 39 stockers, 2 Fed Cattle

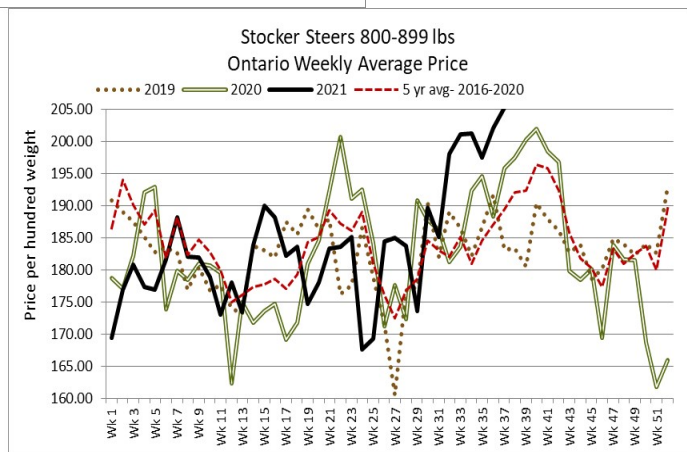
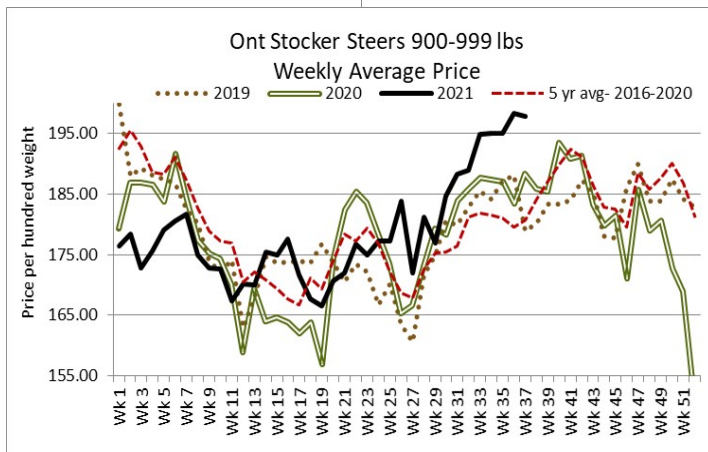
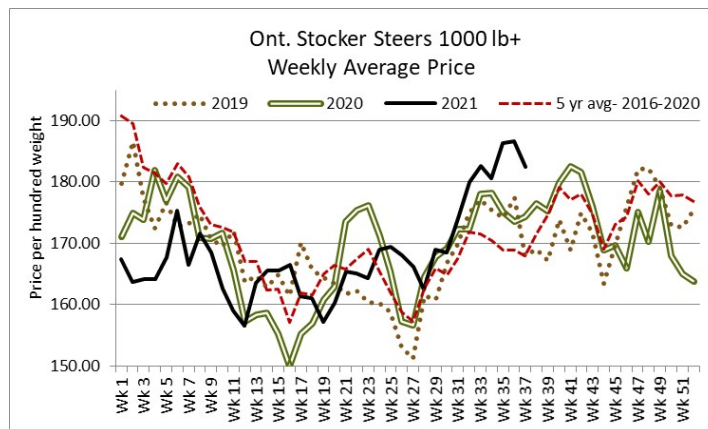
	Price Range	Avg.	Top
Cows	71.00-104.00	84.15	107.50
Bulls 1600+ lbs	89.00-116.00	105.78	116.00
Veal 600 lbs +	107.00-124.00	115.37	124.00
Veal -125 lbs	20.00-135.00	57.57	225.00

Denfield Livestock Exchange Inc., September 14, 2021: 173 Fed Cattle, 20 Veal, 55 Cows, 8 Bulls, 18 stockers

	Price Range	Average	Top
Large & Medium Frame Fed Steers +1250 lbs	153.50-169.25	162.66	170.00
Large & Medium Frame Fed Heifers +1000 lbs	147.25-166.00	159.18	169.00
Cows	63.50-93.00	78.53	120.50
Veal over 600 lbs	117.00-128.00	124.13	140.00

At Aylmer Stockyards Inc.: September 15, 2021 – 20 veal, 142 Cows, 47 fed cattle, 1 bull, 8 stockers

	Price Range	Average	Top
Fed Heifers, Dairy & Dairy Cross 1000 lbs +	77.50-125.49	108.49	125.49
Cows	57.99-102.49	79.00	102.49
Veal over 600 lbs	101.00-134.00	124.50	134.00



ONTARIO STOCKER & FEEDER TRADE

Stocker sale at Brussels Livestock: September 10, 2021 – 1,265 Stockers

Steers	Price Range	Average	Top	Heifers	Price Range	Average	Top
1000+	161.00-184.25	173.78	196.00	900+	156.00-181.50	168.56	186.00
900-999	188.00-207.50	197.20	207.50	800-899	150.00-181.00	168.56	181.50
800-899	191.00-211.50	201.89	217.00	700-799	173.50-195.25	187.34	195.25
700-799	197.00-226.75	211.22	226.75	600-699	150.00-221.00	185.62	221.00
600-699	198.00-228.50	211.96	236.00				
500-599	209.00-240.00	225.89	245.00				
400-499	242.50-279.00	258.42	279.00				

Stocker sale at: **Community Livestock Exchange: September 14, 2021 – 113** Stockers

<i>Steers</i>	Price Range	Average	Top	<i>Heifers</i>	Price Range	Average	Top
700-799	139.99-200.99	174.30	200.99	600-699	111.00-185.00	162.79	185.00
600-699	150.00-234.50	215.30	230.50	500-599	137.99-214.99	191.79	214.99
500-599	167.50-258.00	230.29	258.00	400-499	119.99-232.50	192.30	232.50
400-499	220.00-279.00	245.29	279.00				

Stocker sale at: **Keady Livestock Market: September 14, 2021 – 949** Stockers

<i>Steers</i>	Price Range	Average	Top	<i>Heifers</i>	Price Range	Average	Top
1000+	174.00-197.50	187.95	197.50	900+	175.00-182.00	177.77	182.50
900-999	194.00-206.75	201.88	213.75	800-899	182.00-193.50	189.88	193.50
800-899	202.50-224.00	212.93	224.00	700-799	189.00-198.00	192.47	198.00
700-799	206.00-232.00	220.74	232.00	600-699	179.50-203.00	192.38	215.00
600-699	212.00-235.00	227.27	235.00	500-599	131.00-229.00	206.82	229.00
500-599	217.00-243.00	236.47	265.00				
400-499	238.00-254.00	246.65	254.00				

Stocker sale at: **Renfrew Pontiac Livestock: September 14, 2021 – 269** Stockers

<i>Steers</i>	Price Range	Average	Top	<i>Heifers</i>	Price Range	Average	Top
700-799	127.49-208.00	190.59	208.00	700-799	134.00-167.50	142.39	167.50
600-699	139.99-237.00	203.79	237.00	600-699	122.50-208.99	180.09	208.99
500-599	180.00-244.49	228.79	244.49	500-599	119.99-221.49	185.49	221.49
400-499	137.51-262.00	225.09	262.00	400-499	112.50-231.00	186.20	231.00
399-	147.50-262.00	216.40	262.00	300-399	180.00-229.99	202.00	229.99

Stocker sale at **Ontario Livestock Exchange, September 15, 2021 – 750** stockers

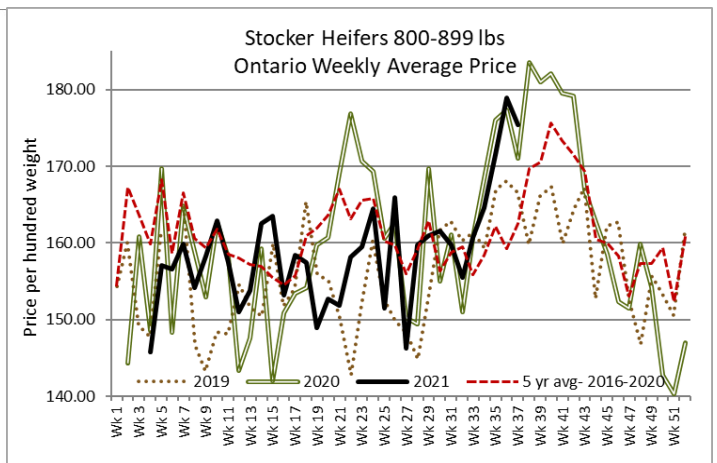
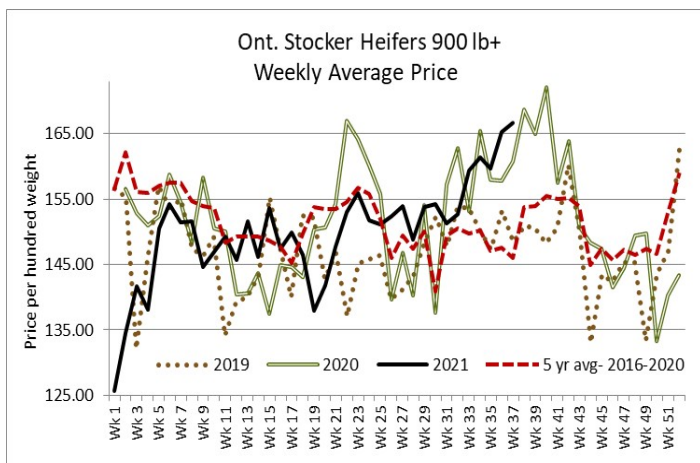
<i>Steers</i>	Price Range	Average	Top	<i>Heifers</i>	Price Range	Average	Top
1000+	174.50-198.00	187.16	198.00	900+	147.00-175.00	163.05	175.00
900-999	197.50-208.00	202.21	208.00	800-899	170.00-178.00	174.53	178.00
800-899	201.00-224.00	212.97	224.00	700-799	169.00-174.00	171.53	174.00
700-799	219.00-225.00	221.00	225.00	600-699	169.00-182.00	175.60	182.00
600-699	195.00-205.00	201.67	205.00				

Stocker sale at **Ontario Livestock Exchange: September 16, 2021 – 340** Stockers

<i>Steers</i>	Price Range	Average	Top	<i>Heifers</i>	Price Range	Average	Top
1000+	139.00-179.50	160.32	179.50	900+	120.00-167.00	152.75	167.00
900-999	122.50-163.50	148.07	163.50	800-899	128.00-168.00	150.03	168.00
800-899	150.00-167.50	160.20	177.50	700-799	146.00-172.00	155.70	172.00
700-799	172.00-214.00	189.74	214.00	600-699	145.00-170.00	155.67	175.00
600-699	152.00-217.50	187.08	225.00	500-599	132.50-172.50	154.46	192.50
500-599	130.00-242.50	190.67	242.50	400-499	117.50-215.00	140.18	230.00
400-499	110.00-260.00	193.00	260.00	300-399	115.00-220.00	169.81	260.00
399-	150.00-275.00	208.50	320.00	299-	150.00-220.00	186.25	220.00

Stocker sale at **Ottawa Livestock Exchange: September 16, 2021 – 118** Stockers

<i>Steers</i>	Price Range	Average	Top	<i>Heifers</i>	Price Range	Average	Top
900-999	186.00-196.00	190.67	196.00	500-599	100.00-214.00	161.56	218.00
800-899	194.00-200.00	198.30	200.00	400-499	120.00-154.00	146.00	224.00
700-799	132.00-208.00	181.00	208.00				
600-699	202.00-238.00	222.22	238.00				
500-599	218.00-260.00	245.75	260.00				



Stocker sale at Ontario Stockyards Inc, September 16, 2021- 603 stockers

Steers	Price Range	Average	Top	Heifers	Price Range	Average	Top
1000+	162.00-187.00	181.52	187.00	900+	155.00-187.50	180.17	187.50
900-999	189.00-202.50	197.15	202.50	800-899	176.50-194.00	183.84	194.00
800-899	180.00-217.50	208.16	217.50	700-799	150.00-199.25	174.48	209.00
700-799	192.50-218.25	211.61	218.25	600-699	145.00-210.00	177.01	210.00
600-699	206.00-233.00	222.82	233.00	500-599	195.00-241.00	218.24	241.00
500-599	206.00-262.50	234.89	262.50	400-499	217.50-238.00	225.86	240.00
400-499	225.00-259.00	241.99	265.00	300-399	215.00-237.50	220.91	242.00
399-	182.50-265.00	235.60	280.00	299-	215.00-270.00	230.00	270.00

ONTARIO STOCKER & FEEDER TRADE SPECIAL FALL SALES

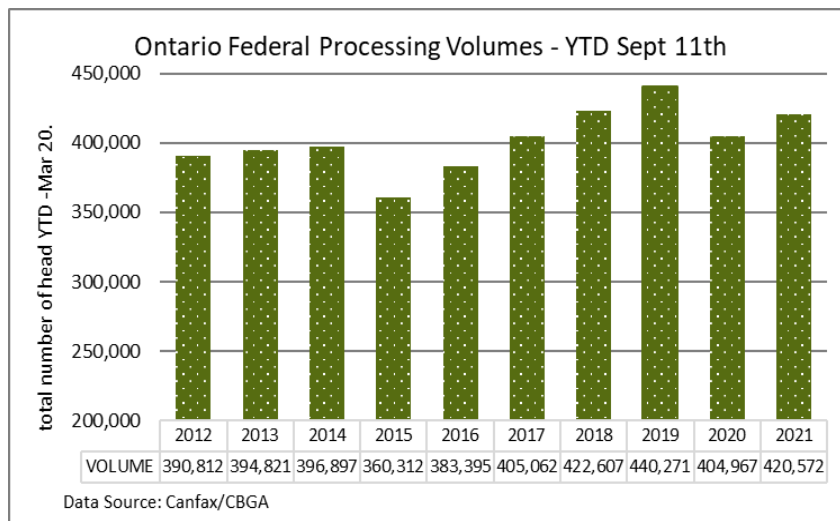
Stocker sale at Maple Hill Auctions Ltd: September 13, 2021 – 231 Stockers

Steers	Price Range	Average	Top	Heifers	Price Range	Average	Top
1000+	169.00-191.75	181.53	191.75	700-799	184.50-188.25	186.49	188.25

CATTLE EXPORTS-ONTARIO

Week ending Aug 28, 2021 Week ending Aug 21, 2021 Year to Date 2021

Total live slaughter cattle exported from Ontario to the U.S.	1,870	2,006	76,958
Steers & Heifers & Cows	1,734	1,882	71,720
Bulls	136	124	5,238



FEDERALLY INSPECTED CANADIAN PROCESSING (Labour Day Holiday Included)

	Week Ending September 11, 2021	# of hd change from week ago	YTD	% Change (Week Ago)	% Change (Year Ago)
Grand Total	59,507	-4,255	2,260,096	-7%	+11%
Western Slaughter	48,789	-1,039	1,789,843	-2%	+13%
Eastern Slaughter	10,718	-3,216	470,253	-23%	+4%

AVERAGE CARCASS WEIGHTS – CANADA

	Steers	Heifers
Sep 11, 2021	932	825
Sep 4, 2021	919	702
Sep 5, 2021	923	840

USDA ESTIMATED CATTLE PROCESSING VOLUME

	Week Ending Sept 18, 2021	Previous Week	Year Ago
Grand Total	660,000	577,000	648,000

QUEBEC ELECTRONIC AUCTION MARKET (F.O.B. THE FEEDLOT)

	Price	Change from Last Week
For the week ending September 16, 2021	271.25-273.25	+2.36

ALBERTA DIRECT TRADE

Alberta's direct trade: for the week ending September 16, 2021

Steers	Live FOB	N/T	Rail FOB	260.00-263.50
Heifers	Live FOB	N/T	Rail FOB	260.00-263.50

U.S. TRADE (U.S. funds)

The U.S. cash cattle trade: for the week ending September 16, 2021

Choice and Select Steers and Heifers:	Live	123.00-127.00
	Rail	196.00-200.00

U.S. BOXED BEEF CUT-OUT VALUES (U.S. funds)

	Choice 600-900	Select 600-900
Current Five Day Average	322.77	288.06

BEEF EXPORTS – CANADA

	United States Jan 1- Jul 31/21	Change from last year YTD	Mexico Jan 1- Jul 31/21	Change from last year YTD
Total	197,399 tonnes	+15% or +25,756 tonnes	13,837 tonnes	+102% or +6,973 tonnes
	Japan Jan 1- Jul 31/21	Change from last year YTD	China Jan 1- Jul 31/21	Change from last year YTD
Total	32,992 tonnes	+31% or +7,757 tonnes	11,400 tonnes	+134% or +6,523 tonnes

LIVE CATTLE – CANADA

IMPORTS			EXPORTS	
	Import % change from 2020 YTD		Export % change from 2020 YTD	
Jan 1- Jul 31/21			Jan 1- Sept 4/21	
Pure bred	8,905	+417%	Slaughter steers & heifers & cows	280,915
Non-pure bred	210,697	+101%	Feeder cattle & calves	76,191
			Bulls	25,433
				-14%
				-7%
				-8%

BEEF PRODUCTION – CANADA

	Jan 1 – Sept 11/21	Last Year Same Time	% Change
Fed	778,505 tonnes	696,893 tonnes	+12%
Non-fed	107,078 tonnes	96,113 tonnes	+11%

BEEF IMPORTS – CANADA

	Jan 1 – Sept 11/21	Last Year Same Time	% Change
United States	70,322 tonnes	79,330 tonnes	-11%
Non-CUSMA	24,461 tonnes	40,187 tonnes	-39%
EU-28 (beef/veal total)	8,753 tonnes	11,043 tonnes	-21%
Total	112,173 tonnes	139,049 tonnes	-19%

CHICAGO MERCANTILE EXCHANGE

Closing quotes on futures today were as follows:

Live Cattle		Feeder Cattle		Corn		Soybeans		Canadian \$	
Oct	122.80 -0.80	Sep	154.87 -1.00	Dec	5.272 -2.2	Nov	12.840 -12.0	Spot	78.46 -0.41
Dec	127.52 -1.05	Oct	156.37 -0.72	Mar	5.342 -2.4	Jan	12.930 -11.6	Dec	78.44 -0.41
Feb	131.55 -1.10	Nov	156.10 -1.20	May	5.382 -2.6	Mar	12.972 -11.4	Mar	78.45 -0.41
Apr	135.00 -1.02	Jan	157.07 +1.02	Jul	5.362 -3.4	May	13.024 -10.4	Jun	78.41 -0.42
Jun	129.72 -0.80	Mar	157.87 -0.90	Sep	5.070 -2.2	Jul	13.050 -9.4	Sep	78.35 -0.42
Aug	128.30 -0.70	Apr	160.10 -1.12	Dec	5.030 -1.0	Aug	12.964 -8.0	Dec	78.28 -0.43

Beef Farmers of Ontario, 130 Malcolm Road, Guelph, ON N1K 1B1 Phone: (519) 824-0334 Fax: (519) 824-9161 or email: markets@ontariobeef.com

ONTARIO STOCKER & FEEDER TRADE SPECIAL FALL SALES

Sep 20 7:00 pm	Maple Hill Auctions Ltd	Fall Stocker Sale
Sep 21 10:00 am	Thessalon-Algoma Co-op Livestock	Yearling Sale- 90% vaccinated
Sep 24 7:00 pm	Cargill Auction Market	Char & Exotic Cross Yearling Sale
Sep 25 8:00 am	Rainy River Cattlemen’s Sale	Majority Calves, some yearlings, cows etc.
Sep 25 11:00 am	Denfield Livestock Exchange	Vaccinated Calf & Yearling Sale
Sep 25 1:00 pm	Maple Hill Auctions Ltd	Lone Spruce Hereford Dispersal
Sep 27 7:00 pm	Maple Hill Auction Ltd	Fall Stocker Sale
Sep 29 10:00 am	Kawartha Lakes Community Sale Barn	Fall Stocker Sale
Sep 29 1:00 pm	Vankleek Hill Livestock Exchange	Fall Stocker Sale
Oct 1 9:00 am	Keady Livestock Market	Grass Yearling Sale- Overnight Stand
Oct 1 7:00 pm	Cargill Auction Market Inc	Charolais & Exotic Cross Yearling Sale
Oct 4 7:00 pm	Maple Hill Auctions Ltd	Fall Stocker Sale
Oct 6 11:00 am	Kawartha Lakes Community Sales Barn	Fall Stocker Sale
Oct 7 11:00 am	Ontario Stockyards Inc	CDN Angus Program/CDN Hereford Assoc. Sale
Oct 8 9:00 am	Keady Livestock Market	Grass Yearling Sale (overnight stand)
Oct 9 11:00 am	Denfield Livestock Exchange	Vaccinated Calves & Yearlings

Comments for the week ending September 16th

Larger volumes of 343 fed steers and heifers sold through auction markets this week up 69 head from last week but 37 fewer than the same time last year. Fed steers sold from \$145.80-\$168.47 with a weighted average price of \$160.64 down \$2.98 from last week but \$22.08 above year ago prices. Fed heifers sold from \$138.58-\$162.55 averaging \$156.32 up \$0.05 from last week and \$25.32 stronger than this time last year. Auction markets reported trade as active with prices mainly steady to \$3.00-\$5.00 stronger in spots, with quality considered. As the week progressed the market was steady to firm, on a medium offering.

The Ontario railgrade market was fully steady this week with trade reported at \$270.00 dressed for steers and \$269.00-\$270.00 for heifers. Delivery of the cattle sold this week was mainly for the week of September 20th. This week’s average price is up \$38.00 cwt from this time last year.

Ontario Federally inspected processing volumes are sitting at 420,572 head as of September 11, 2021. This is an increase of 3.9% over the same time in 2020, but down 4.5% from the same time in 2019. Over the last eight weeks the Ontario weekly processing volume has been above 12,000 with the exception of two weeks, one including the Civic Holiday and the second Labour Day Monday.

2,206 fed/cull cows were sold this week through auction markets up 294 head from last week and 280 more than the same time last year. Cows ranged from \$64.10-\$96.44 averaging \$79.21 up \$1.24 from last week and \$8.29 stronger than the same time last year. Auction markets reported active trading on good demand with prices steady to stronger.

4,167 stocker and feeder cattle sold through auction markets this week up 1,142 from last week and 520 more than this time last year. Auction markets reported a strong active trade at steady prices with one market noting heavier cattle up \$2.00-\$3.00 cwt on good buyer demand. By mid-week trade was active with all classes steady to stronger. Actual average prices this week saw steers 400-500 lbs down \$23.13 from last week, 500-600 lbs down \$6.32, 600-700 lbs down \$10.01, 700-800 lbs down \$2.78, 800-900 lbs up \$3.14, 900-1000 lbs down \$0.46 and steers 1000 lbs plus averaged \$4.26 below last week's weighted average prices. Heifers from 300-400 lbs were down \$16.14 on average, 400-500 lbs down \$24.49, 500-600 lbs down \$14.98, 600-700 lbs down \$11.34, 700-800 lbs down \$0.44, 800-900 lbs down \$3.49 and heifers 900 lbs and over averaged \$1.40 stronger than last week.

The Quebec electronic market for this week ranged from \$271.25-\$273.25 cwt dressed on a picked-up basis, which was up \$2.36 from the previous week on average.

Alberta direct trade on Wednesday and Thursday was light to moderate with Canfax noting sales from \$263.00-\$265.00 delivered on a dressed basis, steady to \$1.00 easier than last week. Canfax reports: "Cattle that traded this week were being scheduled for late September/early October delivery."

The U.S. cash cattle trade for the week ending September 10th saw the majority of activity develop on Wednesday and Thursday. Overall, average prices for the week, as reported by the USDA Mandatory Price Report, saw live steers average \$124.79 down 0.82, while live heifers averaged \$124.25 down \$0.49. On the rail, steers averaged \$200.82 dressed, down \$0.97, while heifers averaged \$201.30 down \$0.81.

The US cash cattle trade was light to moderate this week with most trade taking price on Wednesday. Business in the south was from \$123.00-\$125.00 live, mainly \$123.00-\$124.00 which is steady to last week. In the north a few deals were noted on a live basis from \$125.00-\$127.00, mostly \$125.00 while dressed trade ranged from \$196.00-\$200.00, mainly \$198.00-\$200.00 down \$1.00 to \$2.00 on average.