



Weekly Market Information Report for the week ending Thursday October 7, 2021

The following information is collected from various sources and disseminated by Beef Farmers of Ontario.

ONTARIO DIRECT TO PACKER RAILGRADE CATTLE TRADE

Prices are on a carcass weight basis before grade and weight discounts. Weekly Range:

A Grade Steers	270.00
A Grade Heifers	269.00-270.00

ONTARIO LIVE CATTLE TRADE

Ontario auction sales this week saw weighted average price ranges for:

FED CATTLE	Volume	Price Range	Average	Top	Last Week Avg
Large Frame Steers +1250	61	156.11-164.49	161.16	175.00	153.97
Medium Frame Steers +1250	69	141.00-162.00	152.91	178.50	152.03
Large & Medium Frame Steers +1250	130	145.37-164.12	157.49	178.50	155.06
Large Frame Heifers +1000	71	146.29-159.39	156.34	174.50	157.32
Medium Frame Heifers +1000	121	144.90-162.40	155.60	175.00	155.66
Large & Medium Frame Heifers +1000	192	144.08-161.62	155.74	175.00	156.19
Fed steers, Dairy & Dairy Cross +1250	112	88.59-132.50	118.70	155.75	114.63
Fed heifers, Dairy & Dairy Cross +1000	121	81.76-126.72	106.90	155.25	103.63
Cows - All Weights	2,686	55.69-82.05	67.23	127.00	74.46
Bulls - All Weights	121	84.54-112.57	98.90	136.00	105.56

STOCKERS - Large and Medium Frame

STEERS	Volume	Price Range	Average	Top	Last Week Avg
1000+	1,424	176.93-193.36	186.18	199.00	184.52
900-999	1,178	192.73-201.38	197.37	205.50	192.12
800-899	527	191.97-207.75	200.70	216.00	195.25
700-799	370	180.76-209.88	197.72	230.00	201.82
600-699	544	179.80-222.66	205.07	239.00	207.32
500-599	536	189.43-245.73	221.24	262.00	219.27
400-499	280	186.38-264.62	234.58	301.00	244.36
-399	99	204.06-278.94	245.67	310.00	243.49

STOCKERS - Large and Medium Frame

HEIFERS	Volume	Price Range	Average	Top	Last Week Avg
+900	436	158.64-177.82	169.38	184.00	167.89
800-899	414	154.19-173.23	167.39	189.50	173.47
700-799	195	162.54-186.85	175.49	204.00	174.88
600-699	329	147.09-191.22	175.92	211.00	179.52
500-599	342	156.83-207.16	186.14	221.00	189.08
400-499	249	157.00-224.62	196.91	264.99	198.73
300-399	55	162.20-235.97	200.60	305.00	206.66
-299	22	153.39-185.77	169.77	235.00	174.23

At Kawartha Lakes Community Sale Barn: October 2, 2021 – 142 cows, 10 bulls, 42 veal, 39 stockers, 6 Fed Cattle

	Price Range	Avg.	Top
Cows	70.00-94.00	78.00	115.00
Bulls over 1600 lbs	90.00-114.00	100.26	114.00
Veal 600 lbs plus	111.00-139.00	120.28	139.00

Denfield Livestock Exchange Inc., October 5, 2021: 148 Fed Cattle, 19 Veal, 139 Cows, 11 Bulls, 4 stockers

	Price Range	Average	Top
Large & Medium Frame Fed Steers +1250 lbs	140.50-167.00	154.83	178.50
Large & Medium Frame Fed Heifers +1000 lbs	145.00-164.25	157.01	175.00
Cows	55.00-75.00	65.39	90.00
Bulls under 1600 lbs	79.00-133.00	104.60	133.00
Veal over 600 lbs	106.00-128.00	115.83	139.00

At Aylmer Stockyards Inc.: October 6, 2021 – 32 veal, 238 Cows, 30 fed cattle, 2 bulls, 32 stockers

	Price Range	Average	Top
Fed Heifers, Dairy & Dairy Cross 1000 lbs +	63.00-126.49	107.40	126.49
Cows	45.00-88.00	63.90	114.99
Veal over 600 lbs	112.00-1583.00	132.89	153.00

ONTARIO STOCKER & FEEDER TRADE

Stocker sale at Brussels Livestock: October 1, 2021 – 1,053 Stockers

Steers	Price Range	Average	Top	Heifers	Price Range	Average	Top
1000+	167.00-197.00	182.98	199.00	900+	153.50-178.50	166.05	178.50
900-999	178.00-195.50	186.42	198.00	800-899	144.00-169.50	159.75	172.00
800-899	192.75-206.75	200.45	206.75	700-799	155.00-177.00	168.43	177.00
700-799	178.00-203.00	192.11	208.00	600-699	155.00-197.00	186.18	197.00
600-699	197.00-224.50	211.68	227.00	500-599	161.00-215.00	192.54	215.00
500-599	221.00-253.00	232.86	262.00	400-499	175.00-214.00	201.73	214.00
400-499	223.00-280.00	259.73	301.00	300-399	180.00-305.00	221.25	305.00
300-399	255.00-300.00	280.20	300.00				

Stocker sale at: Community Livestock Exchange: October 5, 2021 – 248 Stockers

Steers	Price Range	Average	Top	Heifers	Price Range	Average	Top
700-799	122.50-180.00	144.10	180.00	900+	76.00-145.99	111.69	145.99
600-699	127.49-210.00	178.89	210.00	600-699	119.99-180.00	157.20	180.00
500-599	142.50-254.00	217.49	254.00	500-599	119.99-194.99	172.39	194.99
400-499	131.00-289.99	232.39	289.99	400-499	117.99-210.00	182.49	210.00
399-	214.99-310.00	276.60	310.00				

Stocker sale at: Keady Livestock Market: October 5, 2021 – 744 Stockers

Steers	Price Range	Average	Top	Heifers	Price Range	Average	Top
1000+	168.00-190.75	182.00	190.75	900+	166.00-184.00	180.78	184.00
900-999	191.00-205.50	199.76	205.50	800-899	150.00-168.00	159.64	168.00
800-899	178.00-208.00	198.62	208.00	700-799	178.00-198.50	188.11	198.50
700-799	185.00-230.00	217.50	230.00	600-699	140.00-196.50	178.78	200.00
600-699	196.00-228.00	218.98	228.00	500-599	173.00-195.00	182.03	195.00
500-599	210.00-241.00	227.07	241.00	400-499	176.00-177.00	176.33	191.00
400-499	195.00-252.50	230.00	252.50				
399-	274.00-310.00	287.40	310.00				

Stocker sale at: Renfrew Pontiac Livestock: October 5, 2021 – 439 Stockers

Steers	Price Range	Average	Top	Heifers	Price Range	Average	Top
800-899	170.99-197.99	183.09	197.99	800-899	144.99-181.00	178.00	181.00
700-799	150.00-206.00	190.19	206.00	600-699	130.00-208.00	185.09	208.00
600-699	160.00-227.00	202.09	227.00	500-599	130.00-218.99	197.90	218.99
500-599	180.00-254.00	223.60	254.00	400-499	132.49-264.99	203.39	264.99
400-499	167.50-292.49	249.19	292.49	300-399	162.50-302.00	224.59	302.00
399-	225.00-308.99	273.30	308.99				

Stocker sale at **Ontario Livestock Exchange, October 6, 2021 – 512** stockers

Steers	Price Range	Average	Top	Heifers	Price Range	Average	Top
1000+	172.50-187.00	179.85	187.00	800-899	115.00-155.00	146.83	155.00
900-999	189.00-201.00	194.77	201.00				
800-899	184.00-205.00	193.38	205.00				

Stocker sale at **Ontario Livestock Exchange: October 7, 2021 – 350** Stockers

Steers	Price Range	Average	Top	Heifers	Price Range	Average	Top
1000+	129.00-161.00	140.72	161.00	800-899	107.00-137.00	124.18	151.00
700-799	152.50-175.00	160.39	175.00	700-799	145.00-155.00	152.44	155.00
600-699	135.00-212.50	180.24	212.50	600-699	112.50-160.00	135.29	175.00
500-599	165.00-230.00	200.07	230.00	500-599	160.00-200.00	176.82	200.00
400-499	145.00-235.00	185.71	275.00	400-499	147.50-205.00	174.17	215.00
399-	150.00-240.00	194.44	240.00				

Stocker sale at **Ontario Stockyards Inc, October 7, 2021- 1,070** stockers

Steers	Price Range	Average	Top	Heifers	Price Range	Average	Top
1000+	129.00-189.00	175.86	189.00	900+	158.00-176.75	167.46	176.75
900-999	186.00-191.00	189.61	191.00	800-899	175.72-176.50	176.11	176.50
800-899	165.00-188.00	172.25	188.00	700-799	167.50-204.00	185.77	204.00
700-799	186.00-208.50	194.96	211.00	600-699	157.50-193.00	177.80	211.00
600-699	185.00-224.00	206.44	227.00	500-599	175.00-221.00	194.83	221.00
500-599	188.00-243.00	220.35	261.00	400-499	185.00-234.00	217.30	234.00
400-499	200.00-250.00	232.67	290.00	300-399	175.00-230.00	210.14	230.00
399-	223.00-285.00	247.05	285.00	299-	180.00-195.00	190.00	195.00

Stocker sale at **Ottawa Livestock Exchange: October 7, 2021 – 269** Stockers

Steers	Price Range	Average	Top	Heifers	Price Range	Average	Top
700-799	168.00-204.00	194.29	204.00	600-699	170.00-190.00	186.57	190.00
600-699	182.00-218.00	203.23	218.00	500-599	158.00-194.00	176.90	204.00
500-599	190.00-239.00	215.89	239.00	400-499	170.00-200.00	184.09	217.00
400-499	209.00-248.00	224.04	248.00	300-399	198.00-208.00	203.00	208.00
399-	178.00-272.00	250.67	272.00				

ONTARIO STOCKER & FEEDER TRADE SPECIAL FALL SALE

Stocker sale at: **Cargill Auction Market Inc, October 1, 2021, 2021 – 1,353** Stockers

Steers	Price Range	Top	Heifers	Price Range	Top
1000+	180.00-190.00		900+	175.00-192.00	197.00
900-999	192.00-200.50	202.00	800-899	192.00-203.00	204.00
800-899	195.00-214.00		700-799	195.00-203.50	205.25

Cattle sold at steady prices.

Stocker sale at **Keady Livestock Market, October 1, 2021, 2021 – 1,568** stockers

Steers	Price Range	Average	Top	Heifers	Price Range	Average	Top
1000+	184.50-196.25	191.27	198.00	900+	172.75-183.50	178.14	183.50
900-999	198.50-203.25	200.70	205.00	800-899	177.25-178.50	178.00	189.50
800-899	205.25-216.00	210.61	216.00				
700-799	215.00-230.00	225.91	230.00				

Yearlings sold on a fully steady market.

Stocker sale at **Maple Hill Auctions Ltd: October 4, 2021 – 481** Stocker steers

Steers	Price Range	Average	Top	Heifers	Price Range	Average	Top
1000+	185.00-197.50	192.31	198.25	900+	No trade		
900-999	199.00-200.50	199.98	200.50				
800-899	202.75- 42 hd						

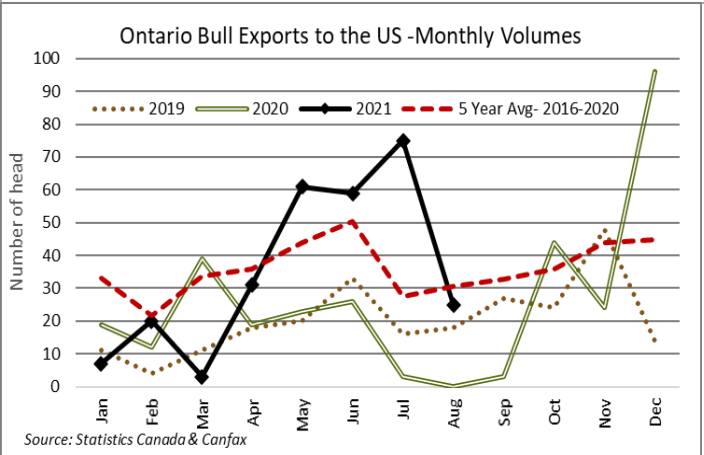
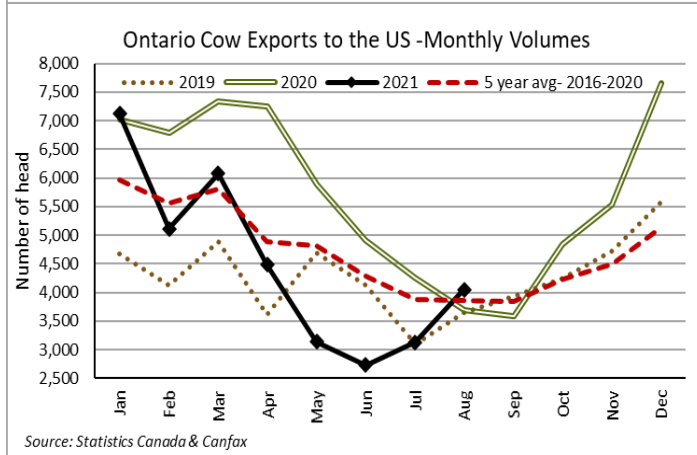
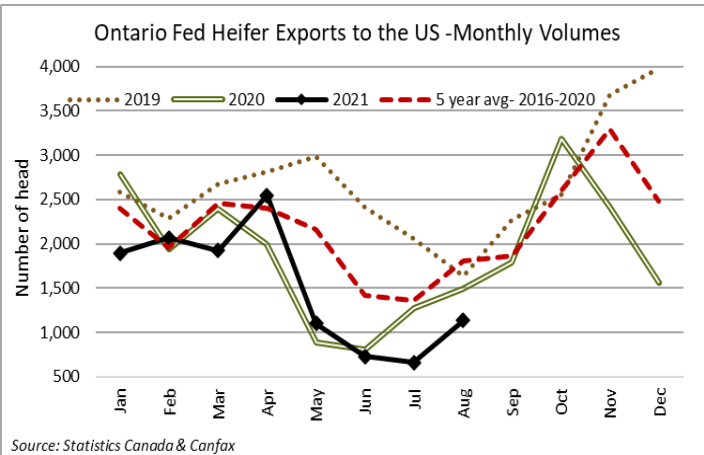
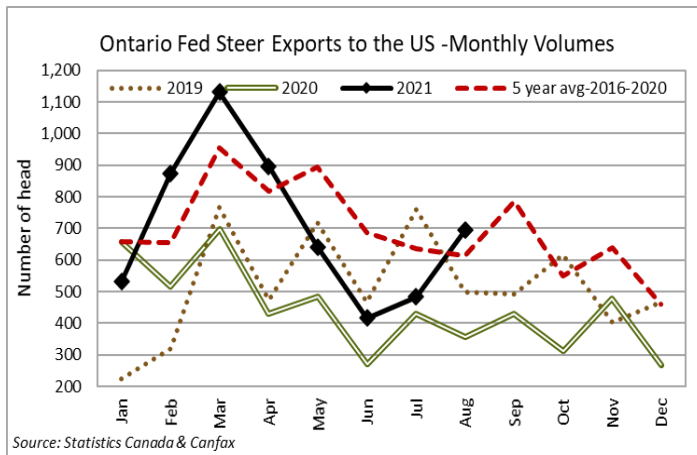
Stocker sale at **Kawartha Lakes Community Sales Barn, October 6, 2021- 215 stockers**

Steers	Price Range	Average	Top	Heifers	Price Range	Average	Top
1000+	173.50-189.00	183.58	189.00	900+	148.00-157.50	152.68	157.50
900-999	171.00-188.50	184.68	188.50	800-899	137.50-182.75	170.53	182.75
800-899	181.00-183.00	181.67	183.00	700-799	151.00-175.50	164.09	175.50
700-799	165.00-203.50	186.31	203.50	600-699	148.00-196.00	167.83	196.00
600-699	198.00-239.00	219.12	239.00	500-599	169.50-200.00	182.05	200.00
500-599	200.00-242.50	215.67	242.50	400-499	157.50-215.00	194.20	215.00
400-499	222.50-240.00	235.27	240.00	300-399	140.00-192.50	183.47	192.50
399-	155.00-260.00	232.99	260.00				

A light run of stockers sold actively on a steady market

CATTLE EXPORTS-ONTARIO

	Week ending Sep 18, 2021	Week ending Sep 11, 2021	Year to Date 2021
Total live slaughter cattle exported from Ontario to the U.S.	1,747	1,526	81,514
Steers & Heifers & Cows	1,633	1,359	75,912
Bulls	114	167	5,602



FEDERALLY INSPECTED CANADIAN PROCESSING

	Week Ending Oct 2, 2021	# of hd change from week ago	YTD	% Change (Week Ago)	% Change (Year Ago)
Grand Total	63,313	-8,163	2,458,601	-11%	+10%
Western Slaughter	50,180	-7,696	1,946,900	-13%	+12%
Eastern Slaughter	13,133	-467	511,701	-3%	+5%

AVERAGE CARCASS WEIGHTS – CANADA

	Steers	Heifers
Oct 2, 2021	937	824
Sep 25, 2021	939	839
Sep 26, 2021	942	844

USDA ESTIMATED CATTLE PROCESSING VOLUME

	Week Ending Oct 9, 2021	Previous Week	Year Ago
Grand Total	657,000	637,000	637,000

QUEBEC ELECTRONIC AUCTION MARKET (F.O.B. THE FEEDLOT)

	Price	Change from Last Week
For the week ending October 7, 2021	266.00-267.50	-7.15

ALBERTA DIRECT TRADE

Alberta's direct trade: for the week ending October 7, 2021

Steers	Live FOB	156.75-157.00	Rail FOB	261.50-263.50
Heifers	Live FOB	156.50	Rail FOB	261.50-263.50

U.S. TRADE (U.S. funds)

The U.S. cash cattle trade: for the week ending October 7, 2021

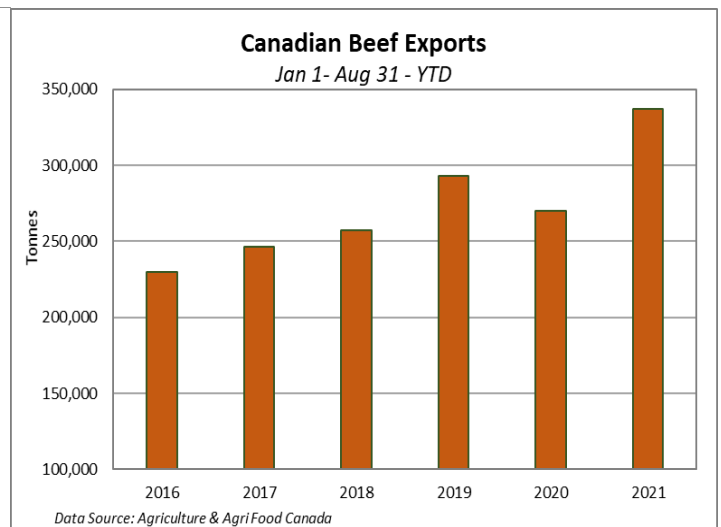
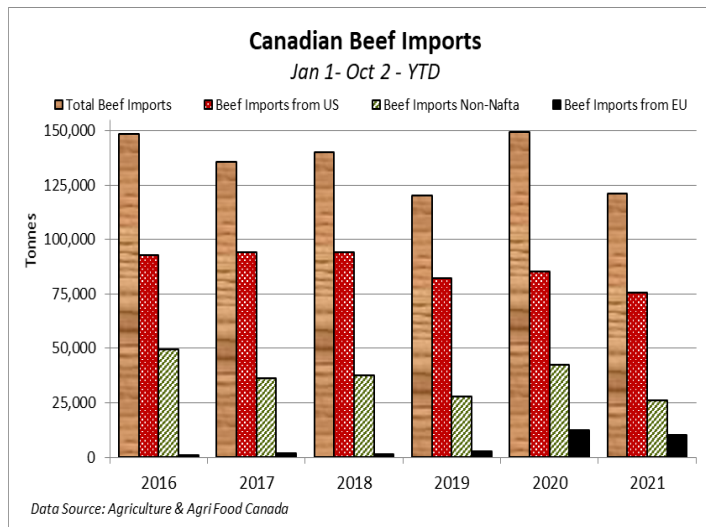
Choice and Select Steers and Heifers:	Live	122.00-125.00
	Rail	190.00-197.00

U.S. BOXED BEEF CUT-OUT VALUES (U.S. funds)

	Choice 600-900	Select 600-900
Current Five Day Average	288.23	265.02

BEEF EXPORTS – CANADA

	United States	Change from last year YTD	Mexico	Change from last year YTD
	Jan 1- Aug 31/21		Jan 1- Aug 31/21	
Total	233,855 tonnes	+16% or +31,754 tonnes	16,045 tonnes	+108% or +8,323 tonnes
	Japan	Change from last year YTD	China	Change from last year YTD
	Jan 1- Aug 31/21		Jan 1- Aug 31/21	
Total	40,038 tonnes	+36% or +10,590 tonnes	13,132 tonnes	+131% or +7,442 tonnes



LIVE CATTLE – CANADA

IMPORTS	<i>Import % change from 2020 YTD</i>	EXPORTS	<i>Export % change from 2020 YTD</i>		
<i>Jan 1- Aug 31/21</i>		<i>Jan 1- Sept 18/21</i>			
Pure bred	12,277	-	Slaughter steers & heifers & cows	309,844	-11%
Non-pure bred	277,270	+95%	Feeder cattle & calves	86,738	0%
			Bulls	28,104	-10%

BEEF PRODUCTION – CANADA

	<i>Jan 1 – Oct 2/21</i>	<i>Last Year Same Time</i>	<i>% Change</i>
Fed	850,000 tonnes	767,758 tonnes	+11%
Non-fed	115,499 tonnes	103,365 tonnes	+12%

BEEF IMPORTS – CANADA

	<i>Jan 1 – Oct 2/21</i>	<i>Last Year Same Time</i>	<i>% Change</i>
United States	75,619 tonnes	85,303 tonnes	-11%
Non-CUSMA	25,909 tonnes	42,481 tonnes	-39%
EU-28 (beef/veal total)	10,254 tonnes	12,208 tonnes	-16%
Total	121,266 tonnes	149,480 tonnes	-19%

CHICAGO MERCANTILE EXCHANGE

Closing quotes on futures today were as follows:

Live Cattle			Feeder Cattle			Corn			Soybeans			Canadian \$		
Oct	125.57	+0.30	Oct	159.47	-0.87	Dec	5.304	-3.4	Nov	12.430	-4.2	Spot	80.25	+0.59
Dec	130.25	+0.15	Nov	161.15	-0.45	Mar	5.394	-3.4	Jan	12.542	-4.0	Dec	80.25	+0.60
Feb	134.80	+0.15	Jan	161.12	-0.12	May	5.446	-3.2	Mar	12.636	-3.4	Mar	80.25	+0.59
Apr	137.67	-0.32	Mar	161.67	-0.07	Jul	5.454	-3.0	May	12.724	-3.4	Jun	80.21	+0.60
Jun	132.52	-0.30	Apr	163.92	-0.35	Sep	5.290	-2.4	Jul	12.774	-4.0	Sep	80.13	+0.59
Aug	131.30	-0.32	May	165.55	-0.52	Dec	5.256	-1.6	Aug	12.736	-4.4	Dec	80.05	+0.59

Beef Farmers of Ontario, 130 Malcolm Road, Guelph, ON N1K 1B1 Phone: (519) 824-0334 Fax: (519) 824-9161 or email: markets@ontariobeef.com

OBCFPP LICENCE CHANGES

Now Licensed: Livestock Dealer

Ernest Cochrane, 433 Bethany Hills Road, Bethany, ON L0A 1A0

ONTARIO STOCKER & FEEDER TRADE SPECIAL FALL SALES

Oct 9	11:00 am	Denfield Livestock Exchange	Vaccinated Calves & Yearlings
Oct 14	11:00 am	Ontario Stockyards Inc	Leeds/Grenville Calf Sale (in regular sale)
Oct 15	9:00 am	Keady Livestock Market	Grass Yearling Sale (overnight stand)
Oct 15	12:00 pm	Temiskaming Livestock Sales	Calf & Yearling Sale
Oct 15	7:00 pm	Maple Hill Auctions Ltd	“Uppin the Ante” Charolais Sale
Oct 16	8:00 am	Rainy River Cattlemen’s Sale- Stratton	Mainly Calves, Some Yearlings, Cows Etc.
Oct 19	11:00 am	Ontario Stockyards Inc	Special Fall Yearling Sale
Oct 20	10:00 am	Kawartha Lakes Community Sale Barn	Special Fall Stocker Sale
Oct 20	1:00 pm	Ontario Livestock Exchange	Special Angus Stocker Sale
Oct 22	10:00 am	Brussels Livestock	Hereford Influence Stocker Sale
Oct 22	11:00 am	Community Livestock Exchange	Quinte Cattlemen’s Stocker Sale-All vacc, farm fresh
Oct 23	9:00 am	Keady Livestock Market	Bruce Peninsula Char Calf Sale- Presort
Oct 23	10:00 am	Algoma Co-op Livestock Sale-Thessalon	Fall Calf Sale
Oct 23	11:00 am	Denfield Livestock Exchange	Vaccinated Calves & Yearlings

Comments for the week ending October 7th

Lighter receipts of 322 fed steers and heifers sold through auctions this week, down 73 from last week but fully steady to this time last year. Auctions reported trade as steady, but with quality considered. Fed steers sold from \$145.37-\$164.12 averaging \$157.49 up \$2.43 from the previous week and \$20.44 above year ago prices. Fed heifers traded from \$144.08-\$161.62 averaging \$155.74 down \$0.45 from the week before and \$22.82 stronger than year ago prices.

The Ontario railgrade market continued at the \$270.00 dressed price for steers again this week and for the fifth week in a row, with heifers from \$269.00-\$270.00. Cattle that sold this week were for delivery the week of October 25th. Typically, prices for fed cattle decline from August into September however this year we saw a \$10.00 cwt increase on a month to month basis. The last time prices improved from August into September was in 2006 and that was just by \$0.30. Since 1994 there has only been six years where prices have increased from August to September including 1996, 1999, 2003, 2004, 2005, 2006 and now 2021.

412 fewer fed/cull cows sold through auction markets this week at 2,686 head, but 333 more than the same time last year. Cows sold from \$55.69-\$82.05 averaging \$67.23 down \$7.23 from last week's weighted average price and \$4.66 easier than last year at this time. Auction markets reported trade as barely steady to easier with one market noting prices down \$10.00 cwt from the previous week's trade. By week's end prices were holding steady to the week's decline.

Lighter numbers of stocker and feeder cattle sold through auction markets this week at 7,000 head, down 3,129 from last week and 1,388 fewer than the same time last year. Auction markets reported calves as active with prices steady to fully steady on the good quality and plainer types selling selectively. Yearlings were reported as steady to fully steady. Actual average prices this week saw steers 400-500 lbs down \$9.78, 500-600 lbs up \$1.97, 600-700 lbs down \$2.25, 700-800 lbs down \$4.10, 800-900 lbs up \$5.45, 900-1000 lbs up \$5.25 and steers 1000 lbs plus averaged \$1.62 stronger than last week on average. Heifers from 300-400 lbs were down \$6.06 from last week, 400-500 lbs down \$1.82, 500-600 lbs down \$2.94, 600-700 lbs down \$3.60, 700-800 lbs up \$0.61, 800-900 lbs down \$6.08 and heifers 900 lbs and over averaged \$1.49 stronger than the prior week's weighted average prices.

The Quebec electronic market for this week ranged from \$266.00-\$267.50 cwt dressed on a picked-up basis, which was down \$7.15 from the previous week on average.

Alberta direct trade this week was light with prices steady to \$1.00 easier on a dressed basis from \$263.00-\$265.00 delivered. On a picked-up basis Canfax noted sales at \$156.50-\$157.00 live which is fully steady. Canfax reports that cattle selling this week are for delivery early November.

The U.S. cash cattle trade for the week ending September 30th was active with business in the south steady from \$123.00-\$124.00 live, while deals in the north ranged from \$188.00-\$197.00, majority from \$194.00-\$196.00 which is \$1.00-\$2.00 easier, with a few live sales also lower than last week's northern trade from \$122.00-\$124.00. Average prices for the week, reported by the USDA Mandatory Price Report listed live steers at \$122.56 down \$1.08 while heifers averaged \$122.71 down \$0.95. On the rail steers averaged \$195.17 down \$1.13 with heifers at \$194.62 down \$1.86 from the previous week on average.

The US cash cattle trade this week saw a few deals Monday and Tuesday at steady money with live trade from \$122.00-\$124.15 and dressed deals \$190.00-\$196.00, majority at \$196.00. Wednesday was light to moderate in all feeding states with prices steady to \$1.00 cwt higher. Most trade in the south was at \$124.00 live with a few at \$124.25, while the north went from \$122.00 earlier in the week to \$123.00-\$125.00 live. On the rail northern business ranged from \$192.00-\$196.00 dressed, mainly \$196.00. Thursday saw a few clean up deals at steady prices. Today 300 head sold in Iowa at \$124.00 live which is steady, all other states were quiet.