



Weekly Market Information Report for the week ending Thursday October 14, 2021

The following information is collected from various sources and disseminated by Beef Farmers of Ontario.

ONTARIO DIRECT TO PACKER RAILGRADE CATTLE TRADE

Prices are on a carcass weight basis before grade and weight discounts. Weekly Range:

A Grade Steers	270.00
A Grade Heifers	269.00-270.00

ONTARIO LIVE CATTLE TRADE

Ontario auction sales this week saw weighted average price ranges for:

FED CATTLE	Volume	Price Range	Average	Top	Last Week Avg
Large Frame Steers +1250	41	152.25-163.62	159.16	168.50	161.16
Medium Frame Steers +1250	55	148.24-161.03	156.67	196.00	152.91
Large & Medium Frame Steers +1250	96	149.41-163.45	158.21	196.00	157.49
Large Frame Heifers +1000	43	145.42-159.77	154.20	166.50	156.34
Medium Frame Heifers +1000	76	137.57-155.33	148.70	164.00	155.60
Large & Medium Frame Heifers +1000	119	137.30-158.06	150.56	166.50	155.74
Fed steers, Dairy & Dairy Cross +1250	104	121.19-136.45	129.53	138.00	118.70
Fed heifers, Dairy & Dairy Cross +1000	51	85.08-117.94	102.57	148.00	106.90
Cows - All Weights	2,128	49.78-75.89	61.11	128.45	67.23
Bulls - All Weights	83	84.03-101.77	93.18	129.00	98.90

STOCKERS - Large and Medium Frame

STEERS	Volume	Price Range	Average	Top	Last Week Avg
1000+	1,322	175.67-192.21	184.75	197.00	186.18
900-999	816	186.05-199.39	193.37	203.75	197.37
800-899	305	173.01-198.10	187.61	207.75	200.70
700-799	379	166.37-201.62	186.09	225.00	197.72
600-699	508	179.54-220.31	202.73	239.00	205.07
500-599	980	208.99-248.93	230.94	254.99	221.24
400-499	521	214.26-268.91	241.19	290.00	234.58
-399	130	185.63-268.97	239.10	306.00	245.67

STOCKERS - Large and Medium Frame

HEIFERS	Volume	Price Range	Average	Top	Last Week Avg
+900	472	150.44-173.81	163.94	189.00	169.38
800-899	471	163.58-181.89	175.82	205.25	167.39
700-799	337	164.15-187.79	178.21	205.25	175.49
600-699	338	150.24-190.28	174.50	210.00	175.92
500-599	516	159.50-207.67	189.39	222.00	186.14
400-499	338	169.82-231.87	201.15	262.00	196.91
300-399	95	168.67-227.00	205.32	245.00	200.60
-299	19	108.81-200.00	149.38	260.00	169.77

At **Kawartha Lakes Community Sale Barn, October 9, 2021** –4 fed cattle, **171** cows, **8** bulls, **35** veal, **42** stockers

	Price Range	Avg.	Top
Cows	53.00-89.00	64.79	100.00
Bulls 1600 lbs +	78.00-114.00	100.15	114.00
Veal 600 lbs +	109.00-128.00	114.87	128.00
Veal -125 lbs	20.00-180.00	56.78	180.00

Denfield Livestock Exchange Inc., October 12, 2021: 124 Fed Cattle, 23 Veal, 82 Cows, 4 Bulls, 16 stockers

	Price Range	Average	Top
Large & Medium Frame Fed Steers +1250 lbs	153.75-168.50	162.68	196.00
Large & Medium Frame Fed Heifers +1000 lbs	139.00-163.75	154.03	163.75
Fed steers, dairy & dairy cross +1250 lbs	125.00-136.50	132.63	136.50
Cows	44.00-71.00	56.19	77.00
Veal over 600 lbs	120.00-131.00	126.34	134.00

At Aylmer Stockyards Inc.: October 13, 2021 – 21 veal, 213 Cows, 19 fed cattle, 4 bulls, 56 stockers

	Price Range	Average	Top
Fed Heifers, Dairy & Dairy Cross 1000 lbs +	83.99-118.99	103.09	118.99
Cows	40.99-81.99	59.79	95.99
Veal over 600 lbs	95.99-145.99	128.40	145.99

ONTARIO STOCKER & FEEDER TRADE

Stocker sale at Brussels Livestock: October 8, 2021 – 1,336 Stockers

Steers	Price Range	Average	Top	Heifers	Price Range	Average	Top
1000+	166.00-197.00	185.55	197.00	900+	154.50-181.50	169.54	182.00
900-999	183.00-203.75	194.63	203.75	800-899	131.00-175.00	161.98	175.00
800-899	175.00-207.00	195.46	207.00	700-799	144.50-179.00	166.16	179.00
700-799	173.50-206.75	189.65	206.75	600-699	157.00-197.50	176.25	197.50
600-699	190.00-214.00	201.70	221.00	500-599	180.00-210.50	192.23	210.50
500-599	212.00-239.00	224.89	239.00	400-499	183.00-220.00	200.37	222.50
400-499	214.00-239.00	226.55	266.00	300-399	210.00-225.00	220.00	225.00
399-	250.00-284.00	278.75	300.00				

Stocker sale at Temiskaming Livestock Sales: October 8, 2021 – 82 Stockers

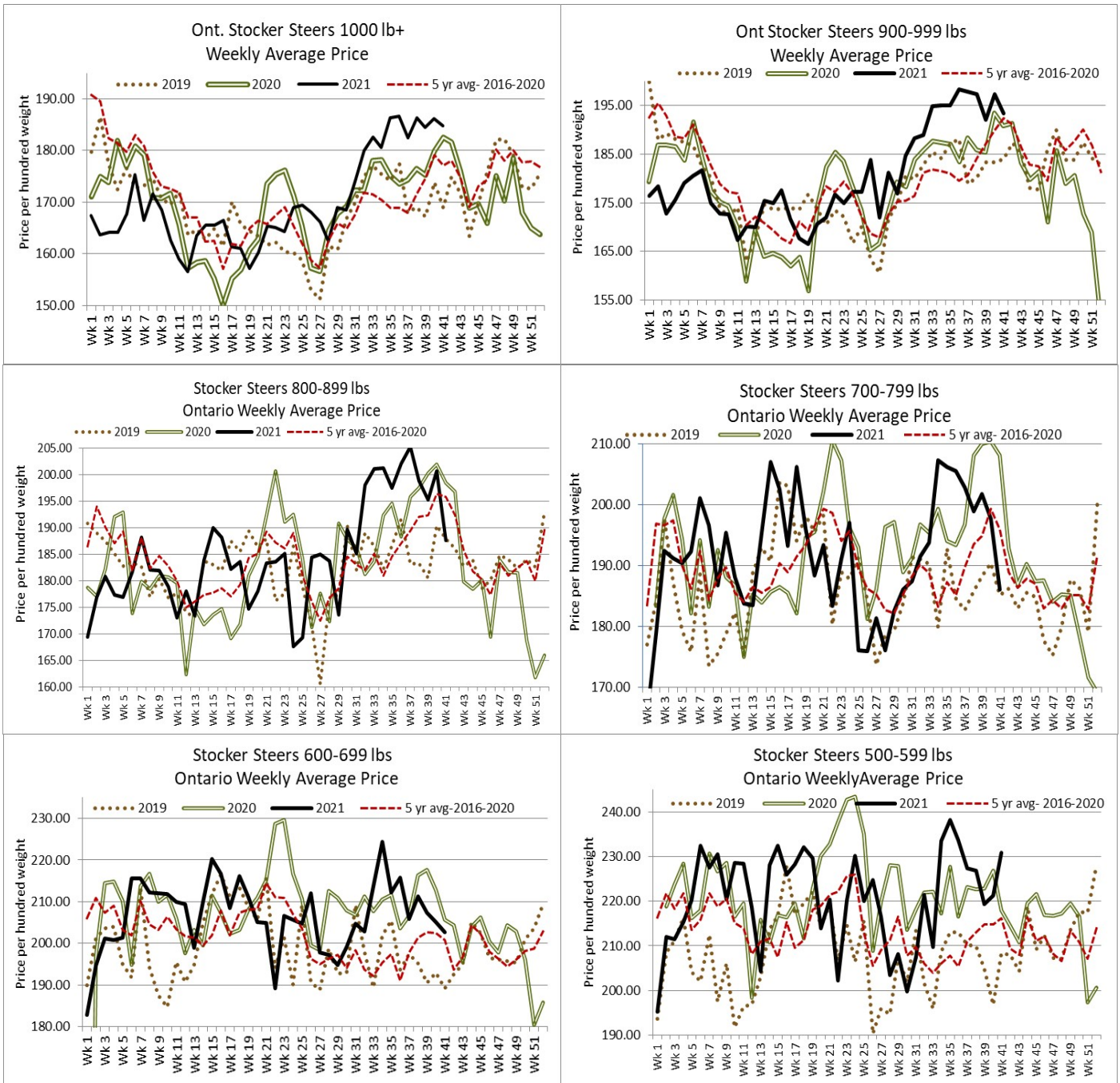
Steers	Price Range	Average	Top	Heifers	Price Range	Average	Top
600-699	189.00-219.00	208.14	219.00	500-599	155.00-190.00	170.67	190.00
500-599	180.00-230.00	207.34	244.00	400-499	155.00-231.00	182.33	231.00
400-499	200.00-270.00	254.07	270.00				
399-	210.00-250.00	236.67	250.00				

Stocker sale at: Community Livestock Exchange: October 12, 2021 – 294 Stockers

Steers	Price Range	Average	Top	Heifers	Price Range	Average	Top
700-799	100.00-204.00	157.40	204.00	600-699	125.00-196.50	174.90	196.50
600-699	126.00-231.00	197.70	231.00	500-599	119.99-210.00	189.19	210.00
500-599	139.99-254.99	205.69	254.99	400-499	119.99-212.50	188.99	212.50
400-499	150.00-282.50	217.70	282.50				

Stocker sale at: Keady Livestock Market: October 12, 2021 – 1,059 Stockers

Steers	Price Range	Average	Top	Heifers	Price Range	Average	Top
1000+	173.50-187.27	182.11	187.27	900+	135.00-151.50	144.75	151.50
900-999	192.50-197.50	195.61	197.50	800-899	157.00-185.25	179.56	185.25
800-899	174.00-189.50	186.73	189.50	700-799	152.00-177.00	166.50	177.00
700-799	169.00-204.00	190.76	215.00	600-699	160.00-181.50	173.45	185.00
600-699	185.00-212.50	203.52	239.00	500-599	157.00-192.50	182.37	192.50
500-599	245.92-254.50	148.44	154.50	400-499	184.00-213.00	191.82	215.00
400-499	248.28-271.12	256.04	290.00	300-399	127.560-215.00	163.57	215.00
399-	215.00-290.00	252.50	290.00				



Stocker sale at: **Renfrew Pontiac Livestock: October 12, 2021 – 557 Stockers**

Steers	Price Range	Average	Top	Heifers	Price Range	Average	Top
800-899	105.00-164.99	135.20	164.99	900+	92.00-151.00	136.20	151.00
700-799	150.00-195.99	178.20	195.99	600-699	132.49-210.00	187.40	210.00
600-699	157.49-224.00	199.50	224.00	500-599	162.50-222.00	208.59	222.00
500-599	162.00-254.99	219.09	254.99	400-499	180.00-262.00	212.50	262.00
400-499	182.49-270.99	237.90	270.99	300-399	122.50-262.50	204.80	232.50
399-	200.00-289.99	258.09	289.99				

Stocker sale at **Ontario Livestock Exchange, October 13, 2021 – 537 stockers**

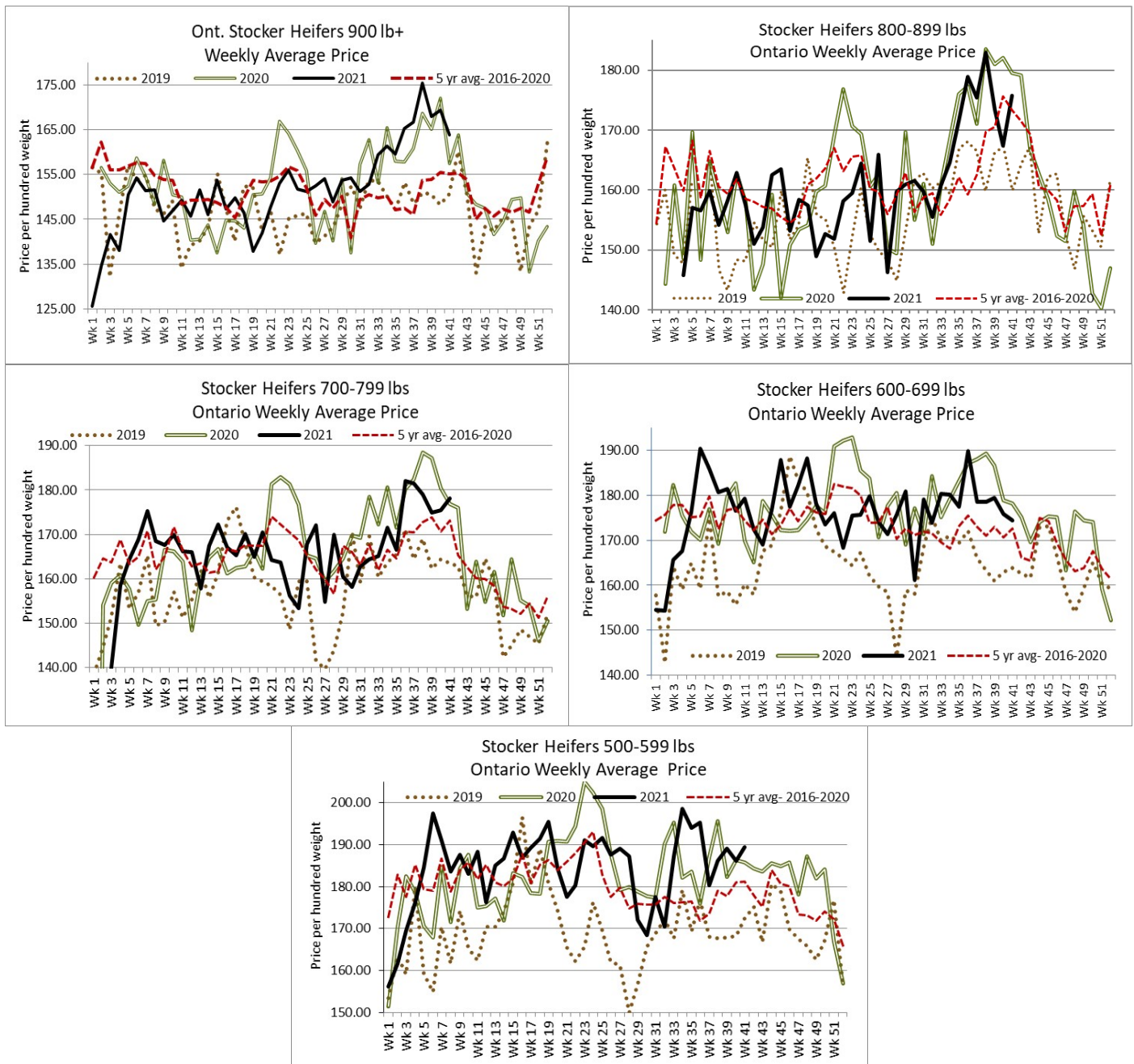
Steers	Price Range	Average	Top	Heifers	Price Range	Average	Top
1000+	175.00-191.50	183.33	191.50	900+	166.50-175.00	172.59	175.00
900-999	182.00-197.00	189.891	197.00	800-899	155.00-170.00	164.20	170.00
800-899	172.00-194.00	189.11	194.00				
700-799	177.50-212.00	195.92	212.00				

Stocker sale at **Ontario Livestock Exchange: October 14, 2021 – 229 Stockers**

Steers	Price Range	Average	Top	Heifers	Price Range	Average	Top
1000+	114.00-148.00	19.71	150.00	800-899	149.00-162.50	156.32	162.50
900-999	115.00-145.00	132.13	161.00	700-799	140.00-172.50	156.75	172.50
800-899	139.00-157.50	143.08	157.50	600-699	145.00-172.50	158.75	172.50
700-799	116.00-140.00	129.92	162.50	500-599	130.00-180.00	165.18	180.00
600-699	112.50-195.00	148.96	215.00	400-499	150.00-200.00	169.17	200.00
500-599	125.00-220.00	179.13	230.00				
400-499	175.00-235.00	212.27	235.00				

Stocker sale at **Ottawa Livestock Exchange: October 14, 2021 – 182 Stockers**

Steers	Price Range	Average	Top	Heifers	Price Range	Average	Top
700-799	178.00-186.00	183.14	186.00	600-699	150.00-188.00	177.16	188.00
600-699	180.00-199.00	193.16	199.00	500-599	142.00-199.00	173.29	206.00
500-599	182.00-230.00	213.45	236.00	400-499	148.00-216.00	194.09	216.00
400-499	226.00-258.00	238.89	280.00	300-399	112.00-196.00	167.60	196.00
399-	168.00-280.00	232.00	280.00				



ONTARIO STOCKER & FEEDER TRADE SPECIAL FALL SALES

Stocker sale at **Keady Livestock Market: October 8, 2021 – 1,232** Stockers

Steers	Price Range	Average	Top	Heifers	Price Range	Average	Top
1000+	184.00-193.75	188.72	195.25	900+	161.50		
900-999	195.50-203.75	199.37	203.75	800-899	185.50-189.00	187.79	189.00
800-899	191.00-207.75	199.49	207.75				
700-799	207.00-225.00	219.00	225.00				

Special Fall Yearling sale- Lighter grass cattle sold steady while heavier cattle sold slightly easier.

Stocker sale at **Denfield Livestock Exchange: October 9, 2021 – 467** Stockers

Steers	Price Range	Average	Top	Heifers	Price Range	Average	Top
900-999	178.00-188.00	184.95	192.00	900+	160.00-189.00	177.93	189.00
800-899	180.00-197.00	188.61	198.00	800-899	171.00-194.50	186.53	205.25
700-799	171.00-199.00	188.18	199.00	700-799	186.00-205.25	198.39	205.25
600-699	206.00-226.00	213.38	226.00	600-699	179.00-184.00	181.43	189.00
500-599	213.00-219.00	218.25	230.00	500-599	179.00-196.00	189.67	196.00
400-499	205.00-256.00	234.75	256.00	400-499	185.00-242.00	227.75	242.00

Stocker sale at **Ontario Stockyards Inc, October 14, 2021- 1,312** stockers

Steers	Price Range	Average	Top	Heifers	Price Range	Average	Top
1000+	110.00-167.50	136.56	178.00	900+	130.00-164.50	146.62	169.00
900-999	132.50-189.00	173.18	189.00	800-899	172.50-177.00	175.20	177.00
800-899	170.00-198.25	185.51	198.25	700-799	165.00-184.50	175.95	184.50
700-799	184.00-211.00	198.62	211.50	600-699	150.00-186.00	170.80	194.00
600-699	198.00-230.00	211.61	230.00	500-599	167.50-211.00	187.15	215.00
500-599	197.50-252.50	225.31	252.50	400-499	171.18-235.00	204.03	235.00
400-499	218.50-290.00	245.56	290.00	300-399	206.00-237.00	220.53	245.00
399-	180.00-284.00	248.65	306.00	299-	120.00-240.00	172.78	260.00

Leeds/Grenville Calf sale included in this sale. Good cattle traded steady while plainer types sold selectively.

CATTLE EXPORTS-ONTARIO

	Week ending Sep 25, 2021	Week ending Sep 18, 2021	Year to Date 2021
Total live slaughter cattle exported from Ontario to the U.S.	1,608	1,747	83,122
Steers & Heifers & Cows	1,504	1,633	77,416
Bulls	104	114	5,706

FEDERALLY INSPECTED CANADIAN PROCESSING

	Week Ending Oct 9, 2021	# of hd change from week ago	YTD	% Change (Week Ago)	% Change (Year Ago)
Grand Total	67,585	+3,792	2,526,666	+6%	+10%
Western Slaughter	54,019	+3,839	2,000,919	+8%	+12%
Eastern Slaughter	13,566	-47	525,747	-0%	+5%

- Note last week's eastern volume was revised up to 13,613.

AVERAGE CARCASS WEIGHTS – CANADA

	Steers	Heifers
Oct, 2021	948	861
Oct 2, 2021	936	824
Oct 3, 2020	942	860

USDA ESTIMATED CATTLE PROCESSING VOLUME

	Week Ending Oct 16, 2021	Previous Week	Year Ago
Grand Total	646,000	657,000	659,000

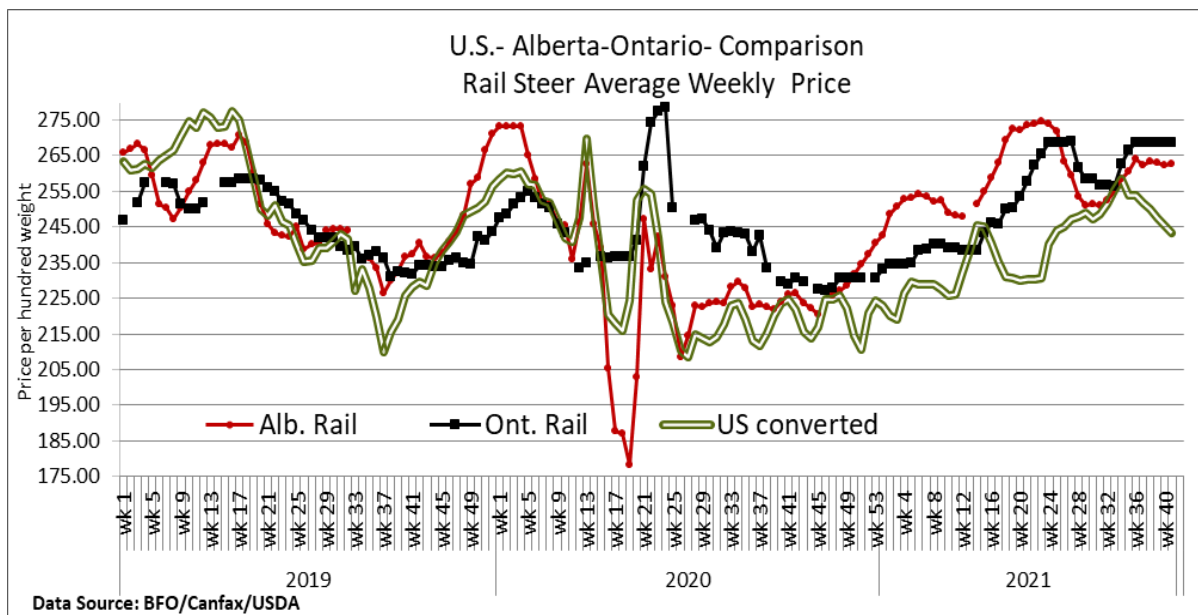
QUEBEC ELECTRONIC AUCTION MARKET (F.O.B. THE FEEDLOT)

	Price	Change from Last Week
For the week ending October 14, 2021	266.00-267.00	-0.65

ALBERTA DIRECT TRADE

Alberta's direct trade: for the week ending October 14, 2021

Steers	Live FOB	156.25	Rail FOB	262.50-263.50
Heifers	Live FOB	N/T	Rail FOB	260.50-263.50



U.S. TRADE (U.S. funds)

The U.S. cash cattle trade: for the week ending October 14, 2021

Choice and Select Steers and Heifers:	Live	122.00-125.00
	Rail	193.00-200.00

U.S. BOXED BEEF CUT-OUT VALUES (U.S. funds)

	Choice 600-900	Select 600-900
Current Five Day Average	281.16	261.42

BEEF EXPORTS – CANADA

	United States Jan 1- Aug 31/21	Change from last year YTD	Mexico Jan 1- Aug 31/21	Change from last year YTD
Total	233,855 tonnes	+16% or +31,754 tonnes	16,045 tonnes	+108% or +8,323 tonnes
	Japan Jan 1- Aug 31/21	Change from last year YTD	China Jan 1- Aug 31/21	Change from last year YTD
Total	40,038 tonnes	+36% or +10,590 tonnes	13,132 tonnes	+131% or +7,442 tonnes

LIVE CATTLE – CANADA

IMPORTS			<i>Import % change from 2020 YTD</i>	EXPORTS			<i>Export % change from 2020 YTD</i>
<i>Jan 1- Aug 31/21</i>				<i>Jan 1- Oct 2/21</i>			
Pure bred	12,277	-		Slaughter steers & heifers & cows	320,302	-11%	
Non-pure bred	277,270	+95%		Feeder cattle & calves	91,609	+4%	
				Bulls	28,961	-10%	

BEEF PRODUCTION – CANADA

	<i>Jan 1 – Oct 9/21</i>	<i>Last Year Same Time</i>	<i>% Change</i>
Fed	874,328 tonnes	790,616 tonnes	+11%
Non-fed	118,657 tonnes	105,69 tonnes	+12%

BEEF IMPORTS – CANADA

	<i>Jan 1 – Oct 9/21</i>	<i>Last Year Same Time</i>	<i>% Change</i>
United States	77,262 tonnes	87,550 tonnes	-12%
Non-CUSMA	26,157 tonnes	43,290 tonnes	-40%
EU-28 (beef/veal total)	10,548 tonnes	12,512 tonnes	-16%
Total	123,787 tonnes	153,217 tonnes	-19%

CHICAGO MERCANTILE EXCHANGE

Closing quotes on futures today were as follows:

Live Cattle			Feeder Cattle			Corn			Soybeans			Canadian \$		
Oct	125.97	+0.22	Oct	157.57	-0.85	Dec	5.256	+9.0	Nov	12.176	+11.4	Spot	80.74	-0.09
Dec	130.97	+0.67	Nov	161.42	-0.72	Mar	5.342	+8.4	Jan	12.262	+10.6	Dec	80.74	-0.10
Feb	135.35	+0.70	Jan	161.52	-0.82	May	5.386	+7.6	Mar	12.352	+11.0	Mar	80.74	-0.10
Apr	138.37	+0.75	Mar	162.32	-0.82	Jul	5.394	+7.2	May	12.444	+10.6	Jun	80.70	-0.10
Jun	133.07	+0.57	Apr	164.55	-0.75	Sep	5.254	+6.4	Jul	12.504	+10.4	Sep	80.61	-0.10
Aug	131.65	+0.37	May	166.07	-0.70	Dec	5.230	+6.6	Aug	12.464	+10.2	Dec	80.52	-0.10

Beef Farmers of Ontario, 130 Malcolm Road, Guelph, ON N1K 1B1 Phone: (519) 824-0334 Fax: (519) 824-9161 or email: markets@ontariobeef.com

ONTARIO STOCKER & FEEDER TRADE SPECIAL FALL SALES

Oct 16 8:00 am	Rainy River Cattlemen's Sale- Stratton	Mainly Calves, Some Yearlings, Cows Etc.
Oct 19 11:00 am	Ontario Stockyards Inc	Special Fall Yearling Sale
Oct 20 10:00 am	Kawartha Lakes Community Sale Barn	Special Fall Stocker Sale
Oct 20 1:00 pm	Ontario Livestock Exchange	Special Angus Stocker Sale
Oct 22 10:00 am	Brussels Livestock	Hereford Influence Stocker Sale
Oct 22 11:00 am	Community Livestock Exchange	Quinte Cattlemen's Stocker Sale-All vacc, farm fresh
Oct 23 9:00 am	Keady Livestock Market	Bruce Peninsula Char Calf Sale- Presort
Oct 23 10:00 am	Algoma Co-op Livestock Sale-Thessalon	Fall Calf Sale
Oct 23 11:00 am	Denfield Livestock Exchange	Vaccinated Calves & Yearlings
Oct 25 1:00 pm	Carsons Farms & Auctions Services	Fall Stocker Sale
Oct 25 7:00 pm	Maple Hill Auctions Ltd	Local Vaccinated Calf Sale
Oct 26 9:00 am	Keady Livestock Market	Georgian Bay Char Cross Calf Sale- Presort
Oct 27 1:00 pm	Vankleek Hill Livestock Exchange	Fall Stocker Sale
Oct 27 7:00 pm	Brussels Livestock	Bred Cow Sale
Oct 28 9:00 am	Keady Livestock Market	Bluewater Black Calf Producers Sale- Presort
Oct 28 10:00 am	Warton-Grey Bruce Livestock Co-op	Calf Sale- 90% Vaccinated
Oct 29 7:00 pm	Cargill Auction Market Inc	Local Calf Sale
Oct 30 9:00 am	Keady Livestock Market	Central Ont. Calf Producers Sale- selling in owner lots

Comments for the week ending October 14th

There were just 215 fed steers and heifers sold through auction markets this week which down 107 from last week, but just 32 fewer than the same time last year. Fed steers ranged from \$149.41-\$163.45 averaging \$158.21 up \$0.72 from last week and \$19.58 stronger than year ago prices. Fed heifers sold from \$137.30-\$158.06 averaging \$150.56 down \$5.18 from last week but \$21.50 stronger than last year at this time. Auction markets reported trade as steady with quality considered.

The Ontario railgrade market was active this week with prices holding fully steady at \$270.00 dressed for steers, with heifers from \$269.00-\$270.00 but mainly \$270.00. Trade that took place this week was reported for delivery the first week in November. This week's average price is \$40.00 cwt stronger than last year at this time.

The Boxed Beef Report by Kevin Grier, reports the US overview for last week: "The market keeps falling hard week after week. Some weeks have a little more urgency than others, but the net result is steep weekly declines. With that clear fact noted, the other obvious fact is that prices remain at extraordinarily high levels. The cutout finally slid below the US\$300/cwt mark in the last two weeks. Nevertheless, the five-year average at this time of year is just around US\$200/cwt. Prices are exceptionally high even though production is far above average. Beef production is ample relative to the 2015-2019 average, and yet prices are skyrocketing. This again points to very strong beef demand which is the key supportive factor." Kevin notes the Spot Market, One Week Canadian Product Availability as: "JBS worked Saturday despite the long weekend. Cargill High River and Guelph both worked 5 days. Both big Canadian packers are arguably in better shape than their U.S. counterparts. Availability as usual depends on the item. Given the overall circumstances the big two might have more to push than usual, but there is no alarm. They will be forced to deal on spot offerings given the pricing in the U.S. alternative."

Receipts of fed/cull cows sold through auctions this week was down 558 head from last week and 435 head fewer than the same time last year at 2,128 head. Cows sold from \$49.78-\$75.89 averaging \$61.11 down \$6.12 cwt from last week and \$3.95 below year ago prices. Auction markets reported trade as easier to lower with the market under pressure. By Thursday, trade was up \$2.00-\$3.00 cwt on the week.

7,547 stocker and feeder cattle sold through auction markets this week up 547 from last week but 1,576 fewer than the same time last year. Auction markets reported calves as steady with plainer types selling selectively. Heavier cattle were reported as steady with quality considered, noting lighter grass cattle as steady with the heavier cattle slightly easier. Actual average prices this week saw steers 400-500 lbs up \$6.61 from the previous week on average, 500-600 lbs up \$9.70, 600-700 lbs down \$2.37, 700-800 lbs down \$11.63, 800-900 lbs down \$13.09, 900-1,000 lbs down \$4.00 and steers 1,000 lbs plus down \$1.43 from last week's weighted average prices. Heifers 300-400 lbs averaged \$4.72 higher, 400-500 lbs up \$4.24, 500-600 lbs up \$3.25, 600-700 lbs down \$1.42, 700-800 lbs up \$2.72, 800-900 lbs up \$8.43, with heifers 900 lbs and over averaging \$5.44 easier than last week.

The Quebec electronic market for this week ranged from \$266.00-\$267.00 cwt dressed on a picked-up basis, which was down \$0.65 from the previous week on average.

Alberta direct trade this week was steady to last week with sales noted by Canfax at \$264.00 cwt delivered on a dressed basis with a few at \$265.00, compared to last week's trade from \$263.00-\$265.00. Canfax reports: "Cattle that traded this week were being scheduled for early to the middle of November delivery. There were premiums being paid for export eligible cattle this week."

The U.S. cash cattle trade for the week ending October 8th was light to moderate with prices steady to stronger with live trade from \$122.00-\$125.00 and dressed deals from \$190.00-\$196.00, mainly \$196.00. For the week average prices posted by the USDA Mandatory Price Report saw live steers average \$122.96 up \$0.40 from the previous week while heifers averaged \$123.53 up \$0.82. On the rail steers averaged \$195.37 dressed up \$0.20 while heifers averaged \$195.57 up \$0.95.

The US cash cattle trade this week was light to moderate Wednesday, with prices holding steady. Business in the south was from \$123.00-\$124.50 live, mainly \$124.00. Trade in the north saw a full range from \$193.00-\$198.00 dressed with most sales at \$196.00 with delivery noted for the next two weeks. Thursday a light test saw a couple of live prices reach \$125.00 live and \$200.00 dressed in the north while the rest of the country was steady to Wednesday's trade. Today the market was quiet as business for the week has been concluded.