



Weekly Market Information Report for the week ending Thursday October 21, 2021

The following information is collected from various sources and disseminated by Beef Farmers of Ontario.

ONTARIO DIRECT TO PACKER RAILGRADE CATTLE TRADE

Prices are on a carcass weight basis before grade and weight discounts. Weekly Range:

A Grade Steers	270.00
A Grade Heifers	269.00-270.00

ONTARIO LIVE CATTLE TRADE

Ontario auction sales this week saw weighted average price ranges for:

FED CATTLE	Volume	Price Range	Average	Top	Last Week Avg
Large Frame Steers +1250	50	148.41-158.71	156.09	169.50	159.16
Medium Frame Steers +1250	130	144.74-163.74	157.01	169.00	156.67
Large & Medium Frame Steers +1250	180	145.56-164.00	157.18	169.50	158.21
Large Frame Heifers +1000	99	145.48-159.84	155.42	165.00	154.20
Medium Frame Heifers +1000	129	135.93-159.24	149.86	176.50	148.70
Large & Medium Frame Heifers +1000	228	138.98-160.48	153.23	176.50	150.56
Fed steers, Dairy & Dairy Cross +1250	79	101.67-131.54	120.24	150.50	129.53
Fed heifers, Dairy & Dairy Cross +1000	122	75.35-117.19	96.92	140.50	102.57
Cows - All Weights	2,673	49.27-77.44	61.92	129.00	61.11
Bulls - All Weights	164	80.84-120.29	102.58	200.00	93.18

STOCKERS - Large and Medium Frame

STEERS	Volume	Price Range	Average	Top	Last Week Avg
1000+	1,324	175.83-192.75	185.23	196.50	184.75
900-999	1,167	186.00-197.20	192.27	214.00	193.37
800-899	656	170.74-196.29	186.54	222.50	187.61
700-799	497	168.91-201.88	189.10	219.00	186.09
600-699	823	171.36-218.05	201.20	236.00	202.73
500-599	1,338	170.43-239.60	211.36	249.00	230.94
400-499	741	165.57-259.21	224.02	289.99	241.19
-399	233	169.08-266.75	222.28	320.00	239.10

STOCKERS - Large and Medium Frame

HEIFERS	Volume	Price Range	Average	Top	Last Week Avg
+900	502	148.48-167.76	160.30	177.00	163.94
800-899	504	150.26-176.43	162.95	197.50	175.82
700-799	434	141.29-179.58	165.71	190.25	178.21
600-699	442	147.37-186.21	170.76	212.00	174.50
500-599	944	171.70-205.36	192.37	225.50	189.39
400-499	601	147.74-209.90	183.12	164.99	201.15
300-399	172	168.34-220.22	195.84	240.00	205.32
-299	33	131.24-162.38	146.27	260.00	149.38

At Kawartha Lakes Community Sale Barn: October 16, 2021 – 134 cows, 7 bulls, 50 veal, 41 stockers, 7 Fed Cattle

	Price Range	Avg.	Top
Cows	54.00-97.00	66.37	113.00
Bulls over 1600 lbs	103.00-115.00	108.93	115.00
Veal 600 lbs plus	115.00-123.00	122.332	137.50
Veal 125 lbs & under	45.00-250.00	101.15	250.00

Denfield Livestock Exchange Inc., October 19, 2021: 122 Fed Cattle, 18 Veal, 118 Cows, 4 Bulls, 56 stockers

	Price Range	Average	Top
Large & Medium Frame Fed Steers +1250 lbs	151.25-169.50	158.13	169.50
Large & Medium Frame Fed Heifers +1000 lbs	159.00-164.25	161.12	176.50
Cows	48.50-68.00	58.64	81.00
Veal over 600 lbs	120.00-134.00	128.13	137.00

At Aylmer Stockyards Inc.: October 20, 2021 – 42 veal, 241 Cows, 36 fed cattle, 10 bulls, 14 stockers

	Price Range	Average	Top
Fed Heifers, Dairy & Dairy Cross 1000 lbs +	93.99-129.49	116.39	129.49
Cows	40.00-79.00	59.09	226.00
Veal over 600 lbs	98.99-153.00	131.20	153.00

ONTARIO STOCKER & FEEDER TRADE

Stocker sale at Brussels Livestock: October 15, 2021 – 1,182 Stockers

Steers	Price Range	Average	Top	Heifers	Price Range	Average	Top
1000+	162.00-191.00	181.32	191.50	900+	150.00-172.00	165.11	172.00
900-999	155.50-191.25	177.00	197.00	800-899	148.00-193.50	168.79	193.50
800-899	172.00-192.00	183.40	194.50	700-799	166.50-185.50	175.53	185.50
700-799	179.00-202.00	193.84	202.00	600-699	156.00-193.50	178.29	193.50
600-699	186.00-236.00	209.85	236.00	500-599	175.00-215.00	194.98	215.00
500-599	188.00-244.00	218.94	244.00	400-499	151.00-224.00	196.86	224.00
400-499	200.00-272.00	234.40	280.00	300-399	180.00-200.00	196.25	222.00
300-399	230.00-320.00	276.36	320.00	299-	137.50-185.00	158.33	185.00

Stocker sale at: Community Livestock Exchange: October 19, 2021 – 229 Stockers

Steers	Price Range	Average	Top	Heifers	Price Range	Average	Top
700-799	110.00-192.99	161.29	192.99	700-799	69.99-154.00	113.70	160.00
600-699	119.99-194.99	172.99	194.99	600-699	135.00-185.00	151.89	185.00
500-599	119.99-247.00	183.00	247.00	500-599	125.00-194.99	168.10	194.99
400-499	135.00-289.99	220.69	289.99	400-499	119.99-207.50	185.49	207.50

Stocker sale at: Keady Livestock Market: October 19, 2021 – 660 Stockers

Steers	Price Range	Average	Top	Heifers	Price Range	Average	Top
1000+	169.00-191.50	187.88	191.50	900+	127.50-177.00	162.39	177.00
900-999	195.50-196.00	195.82	196.00	800-899	159.00-184.00	174.54	184.00
800-899	180.00-205.25	195.74	205.25	700-799	122.50-182.00	163.96	182.00
700-799	179.00-219.00	204.00	219.00	600-699	140.00-179.00	165.93	179.00
600-699	207.00-225.00	213.06	225.00	500-599	186.50-199.00	191.41	199.00
500-599	201.00-232.00	214.72	238.00	400-499	165.00-191.50	183.98	191.50
400-499	243.00-259.00	250.89	259.00	300-399	162.50-215.00	182.88	215.00

Stocker sale at: Renfrew Pontiac Livestock: October 19, 2021 – 518 Stockers

Steers	Price Range	Average	Top	Heifers	Price Range	Average	Top
800-899	156.00-191.99	169.19	191.99	700-799	114.99-183.00	176.00	183.00
700-799	169.99-204.99	192.99	204.99	600-699	135.00-212.00	191.10	212.00
600-699	175.00-222.99	209.20	222.99	500-599	130.00-212.99	197.50	212.99
500-599	194.99-247.00	227.99	247.00	400-499	170.99-164.99	2100.49	264.99
400-499	170.99-275.00	240.20	272.00	300-399	152.49-225.00	206.40	225.00
399-	177.49-281.99	253.20	281.99				

Stocker sale at **Ontario Livestock Exchange, October 20, 2021 – 415** stockers

Steers	Price Range	Average	Top	Heifers	Price Range	Average	Top
1000+	174.00-196.50	183.09	196.50	900+	161.00-173.00	169.39	173.00
900-999	186.00-214.00	199.25	214.00	800-899	170.00-173.00	171.50	173.00
800-899	176.00-200.00	193.85	200.00				
700-799	175.00-185.00	180.27	185.00				

Stocker sale at **Ontario Livestock Exchange: October 21, 2021 – 399** Stockers

Steers	Price Range	Average	Top	Heifers	Price Range	Average	Top
1000+	120.00-137.50	127.83	145.00	900+	125.00-160.00	140.26	164.00
900-999	152.50-169.00	166.43	169.00	800-899	162.50-175.00	168.78	175.00
800-899	92.50-179.00	145.86	179.00	700-799	122.50-165.00	148.02	165.00
700-799	100.00-140.00	119.00	170.00	600-699	72.50-152.50	122.24	185.00
600-699	120.00-190.00	164.57	190.00	500-599	125.00-195.00	157.50	195.00
500-599	140.00-210.00	173.45	237.50	400-499	87.50-175.00	138.75	195.00
400-499	115.00-155.00	140.94	255.00				

Stocker sale at **Ontario Stockyards Inc, October 21, 2021- 1,020** stockers

Steers	Price Range	Average	Top	Heifers	Price Range	Average	Top
1000+	140.00-173.00	151.91	173.00	900+	134.00-147.00	136.38	153.00
900-999	149.00-179.00	167.76	179.00	800-899	136.00-159.00	146.24	161.00
800-899	152.50-176.00	165.72	184.00	700-799	139.00-190.25	161.49	190.25
700-799	157.00-197.25	181.68	197.25	600-699	145.00-180.00	166.69	192.50
600-699	179.00-212.00	197.75	220.00	500-599	155.00-191.50	175.20	217.50
500-599	180.00-239.00	212.15	241.00	400-499	172.50-198.00	180.25	215.00
400-499	180.00-257.00	224.81	275.00	300-399	185.00-240.00	211.13	240.00
399-	195.00-270.00	222.32	282.00	299-	230.00-260.00	240.00	260.00

Stocker sale at **Ottawa Livestock Exchange: October 21, 2021 – 198** Stockers

Steers	Price Range	Average	Top	Heifers	Price Range	Average	Top
600-699	164.00-208.00	192.20	208.00	600-699	140.00-184.00	166.09	184.00
500-599	170.00-226.00	206.10	226.00	500-599	150.00-198.00	173.73	198.00
400-499	140.00-224.00	199.20	226.00	400-499	146.00-194.00	181.67	194.00
399-	176.00-236.00	219.00	236.00	300-399	80.00-194.00	145.33	196.00

ONTARIO STOCKER & FEEDER TRADE SPECIAL FALL SALE

Stocker sale at **Keady Livestock Market, October 15, 2021, 2021 – 1,148** stockers

Steers	Price Range	Average	Top	Heifers	Price Range	Average	Top
1000+	182.75-196.25	190.20	196.25		Not enough sold		
900-999	197.00-205.75	200.44	205.75				
800-899	206.00-213.00	208.82	222.50				
700-799	205.00-210.00	208.94	210.00				

Special Fall Yearling sale- Cattle sold actively at steady prices.

Stocker sale at **Temiskaming Livestock Exchange, October 15, 2021, 2021 – 507** stockers

Steers	Price Range	Average	Top	Heifers	Price Range	Average	Top
800-899	156.00-181.00	172.25	181.00	900+	129.00-141.00	133.00	141.00
700-799	130.00-185.00	168.82	190.00	700-799	150.00-173.50	167.64	173.50
600-699	180.00-214.00	197.16	219.00	600-699	155.50-178.00	168.78	180.00
500-599	181.00-240.00	221.57	244.00	500-599	180.50-225.50	208.31	225.50
400-499	201.50-260.00	232.20	270.00	400-499	143.00-200.50	177.71	212.00
399-	215.00-302.50	270.09	315.00	300-399	185.00-230.00	208.76	230.00
				299-	242.50-247.50	244.50	247.50

Stocker sale at **Stratton, Rainy River Cattlemen's Sale: October 16, 2021 – 1,624** Stockers, **217** cows, **43** bulls

Steers	Price Range	Average	Top	Heifers	Price Range	Average	Top
800-899	139.99-180.49	172.79	180.49	700-799	135.00-166.50	158.29	166.50
700-799	162.99-214.50	193.70	214.50	600-699	160.00-177.80	173.19	177.80
600-699	150.00-218.00	204.70	218.00	500-599	160.00-182.49	175.49	182.49
500-599	151.00-239.99	205.60	239.99	400-499	13000-210.00	177.89	210.00
400-499	135.00-258.00	217.49	258.00	300-399	164.99-210.00	191.79	210.00
300-399	139.99-279.00	220.50	279.00	299-	160.00-210.00	188.70	210.00
Cows	53.00-98.99	72.69	98.99	Bulls 1600 & less	93.00-200.00	156.89	200.00
				Bulls 1600 plus	97.90-107.00	103.09	107.00

Stocker sale at **Maple Hill Auctions Ltd: October 18, 2021 – 649** Stocker steers

Steers	Price Range	Average	Top	Heifers	Price Range	Average	Top
1000+	185.00-188.25	186.78	193.00	900+	170.76-173.25	172.01	173.25
900-999	189.50-194.50	192.82	194.50				
800-899	182.00-193.00	190.02	193.00				

Stocker sale at **Ontario Stockyards Inc, October 19, 2021- 659** stockers

Steers	Price Range	Average	Top	Heifers	Price Range	Average	Top
1000+	170.00-189.75	185.12	189.75	900+	153.00-175.00	165.04	175.00
900-999	188.25-194.00	191.66	194.00	800-899	141.50-168.00	154.22	180.00
800-899	179.50-194.50	190.47	194.50	700-799	159.50-182.00	172.28	186.50
700-799	175.00-191.00	185.73	198.00	600-699	161.00-183.00	171.73	183.00
600-699	189.00-208.00	196.00	208.00				

Yearlings traded on a softer market.

Stocker sale at: **Kawartha Lakes Community Sale Barn, October 20, 2021 – 848** Stockers

Steers	Price Range	Average	Top	Heifers	Price Range	Average	Top
1000+	165.00-188.50	176.47	188.50	900+	139.00-165.00	159.47	165.00
900-999	162.00-191.00	183.05	191.00	800-899	149.00-178.00	162.62	178.00
800-899	156.00-200.00	185.30	200.00	700-799	116.00-180.00	158.33	180.00
700-799	181.00-216.00	200.59	216.00	600-699	170.00-195.00	178.09	195.00
600-699	202.50-229.00	212.46	229.00	500-599	150.00-216.00	188.40	216.00
500-599	200.00-249.00	225.61	249.00	400-499	190.00-214.00	202.03	214.00
400-499	229.00-275.50	250.37	275.50	300-399	180.00-217.50	187.56	217.50
399-	194.50-289.00	242.65	289.00				

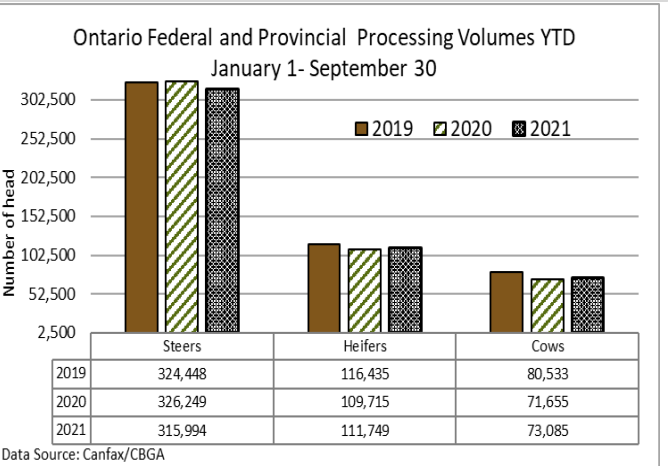
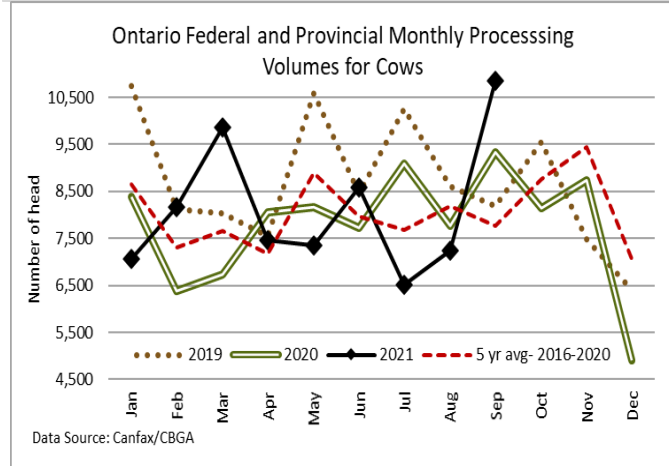
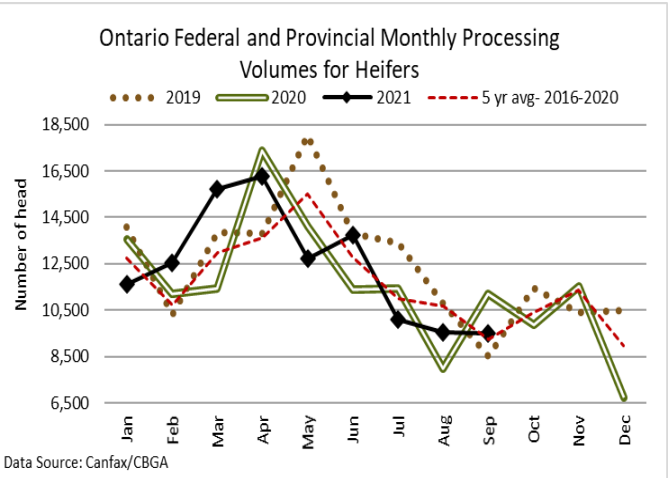
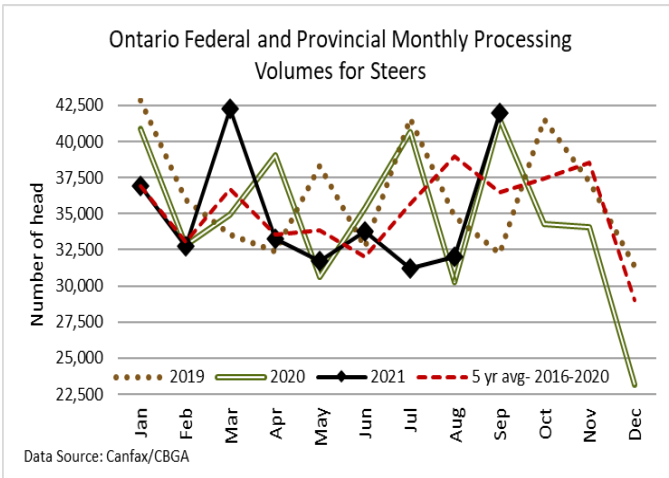
A good offering of cattle traded actively at steady prices, with smaller steers selling at a premium.

CATTLE EXPORTS-ONTARIO

	Week ending Oct 2, 2021	Week ending Sep 25, 2021	Year to Date 2021
Total live slaughter cattle exported from Ontario to the U.S.	2,120	1,608	85,242
Steers & Heifers & Cows	1,961	1,504	79,377
Bulls	159	104	5,865

FEDERALLY INSPECTED CANADIAN PROCESSING – Thanksgiving Holiday included in this week.

	Week Ending Oct 16, 2021	# of hd change from week ago	YTD	% Change (Week Ago)	% Change (Year Ago)
Grand Total	59,801	-7,784	2,586,467	-12%	+10%
Western Slaughter	49,079	-4,940	2,049,998	-9%	+12%
Eastern Slaughter	10,722	-2,844	536,469	-21%	+5%



AVERAGE CARCASS WEIGHTS – CANADA

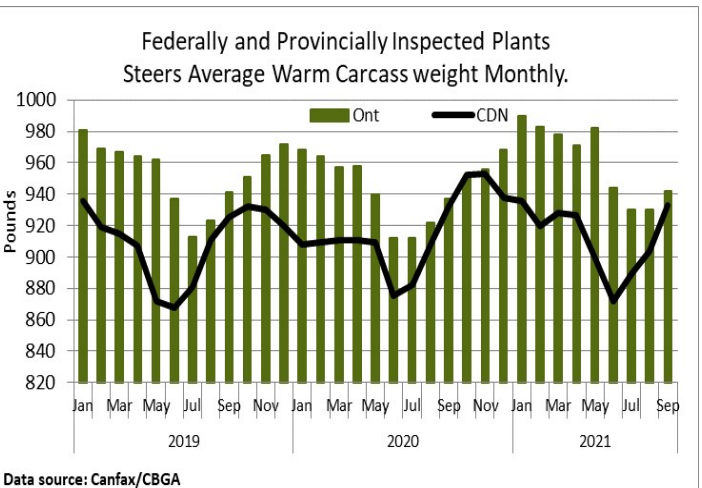
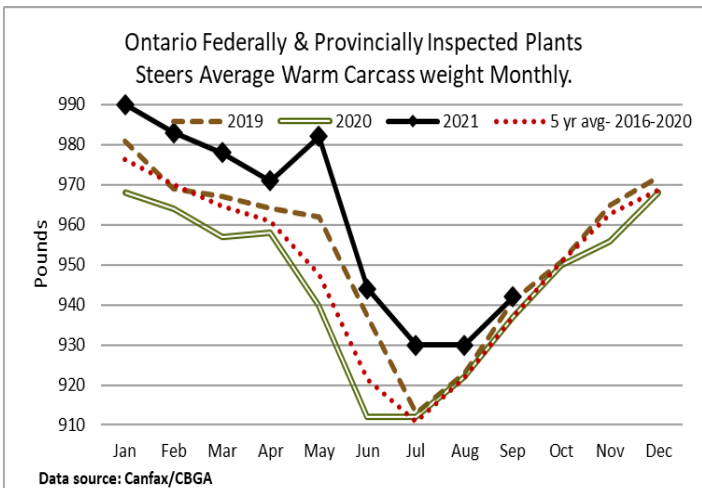
Oct 16 2021
Oct 9, 2021
Oct 10, 2020

Steers

950
948
952

Heifers

849
861
866



USDA ESTIMATED CATTLE PROCESSING VOLUME

	Week Ending Oct 23, 2021	Previous Week	Year Ago
Grand Total	661,000	646,000	645,000

QUEBEC ELECTRONIC AUCTION MARKET (F.O.B. THE FEEDLOT)

	Price	Change from Last Week
For the week ending October 21, 2021	265.00-266.25	-0.39

ALBERTA DIRECT TRADE

Alberta's direct trade: for the week ending October 21, 2021

Steers	Live FOB	N/T	Rail FOB	257.00-260.75
Heifers	Live FOB	N/T	Rail FOB	260.00-263.50

U.S. TRADE (U.S. funds)

The U.S. cash cattle trade: for the week ending October 21, 2021

Choice and Select Steers and Heifers:	Live	121.00-131.00
	Rail	193.00-198.00

U.S. BOXED BEEF CUT-OUT VALUES (U.S. funds)

	Choice 600-900	Select 600-900
Current Five Day Average	280.38	261.50

BEEF EXPORTS – CANADA

	United States	Change from last year YTD	Mexico	Change from last year YTD
	<i>Jan 1- Aug 31/21</i>		<i>Jan 1- Aug 31/21</i>	
Total	233,855 tonnes	+16% or +31,754 tonnes	16,045 tonnes	+108% or +8,323 tonnes
	Japan	Change from last year YTD	China	Change from last year YTD
	<i>Jan 1- Aug 31/21</i>		<i>Jan 1- Aug 31/21</i>	
Total	40,038 tonnes	+36% or +10,590 tonnes	13,132 tonnes	+131% or +7,442 tonnes

LIVE CATTLE – CANADA

IMPORTS	Import % change from 2020 YTD	EXPORTS	Export % change from 2020 YTD
<i>Jan 1- Aug 31/21</i>		<i>Jan 1- Oct 2/21</i>	
Pure bred	12,277	-	Slaughter steers & heifers & cows
Non-pure bred	277,270	+95%	Feeder cattle & calves
			Bulls

BEEF PRODUCTION – CANADA

	Jan 1 – Oct 9/21	Last Year Same Time	% Change
Fed	874,328 tonnes	790,616 tonnes	+11%
Non-fed	118,657 tonnes	105,69 tonnes	+12%

BEEF IMPORTS – CANADA

	Jan 1 – Oct 9/21	Last Year Same Time	% Change
United States	77,262 tonnes	87,550 tonnes	-12%
Non-CUSMA	26,157 tonnes	43,290 tonnes	-40%
EU-28 (beef/veal total)	10,548 tonnes	12,512 tonnes	-16%
Total	123,787 tonnes	153,217 tonnes	-19%

CHICAGO MERCANTILE EXCHANGE

Closing quotes on futures today were as follows:

Live Cattle			Feeder Cattle			Corn			Soybeans			Canadian \$		
Oct	124.10	-0.87	Oct	155.42	-0.82	Dec	5.380	+5.6	Nov	12.204	-3.4	Spot	80.86	+0.08
Dec	128.32	-1.22	Nov	156.90	-2.17	Mar	5.466	+5.2	Jan	12.306	-2.6	Dec	80.86	+0.09
Feb	133.50	-1.27	Jan	157.32	-2.67	May	5.506	+5.0	Mar	12.396	-3.6	Mar	80.86	+0.09
Apr	136.55	-1.10	Mar	158.30	-2.62	Jul	5.510	+5.5	May	12.490	-3.6	Jun	80.79	+0.09
Jun	131.70	-0.85	Apr	161.70	-2.40	Sep	5.346	+3.2	Jul	12.544	-4.2	Sep	80.69	+0.10
Aug	130.65	-0.85	May	164.57	-2.12	Dec	5.330	+3.0	Aug	12.502	-6.0	Dec	80.59	+0.10

Beef Farmers of Ontario, 130 Malcolm Road, Guelph, ON N1K 1B1 Phone: (519) 824-0334 Fax: (519) 824-9161 or email: markets@ontariobeef.com

ONTARIO STOCKER & FEEDER TRADE SPECIAL FALL SALES

Oct 23	9:00 am	Keady Livestock Market	Bruce Peninsula Char Calf Sale- Presort
Oct 23	10:00 am	Algoma Co-op Livestock Sale-Thessalon	Fall Calf Sale
Oct 23	11:00 am	Denfield Livestock Exchange	Vaccinated Calves & Yearlings
Oct 25	1:00 pm	Carsons Farms & Auctions Services	Fall Stocker Sale
Oct 25	7:00 pm	Maple Hill Auctions Ltd	Local Vaccinated Calf Sale
Oct 26	9:00 am	Keady Livestock Market	Georgian Bay Char Cross Calf Sale- Presort
Oct 27	1:00 pm	Vankleek Hill Livestock Exchange	Fall Stocker Sale
Oct 27	7:00 pm	Brussels Livestock	Bred Cow Sale
Oct 28	9:00 am	Keady Livestock Market	Bluewater Black Calf Producers Sale- Presort
Oct 28	10:00 am	Warton-Grey Bruce Livestock Co-op	Calf Sale- 90% Vaccinated
Oct 29	7:00 pm	Cargill Auction Market Inc	Local Calf Sale
Oct 30	9:00 am	Keady Livestock Market	Central Ont. Calf Producers Sale- selling in owner lots
Nov 2	11:00 am	Ontario Stockyards Inc	All Vaccinated Stocker Sale
Nov 3	10:00 am	Kawartha Lakes Community Sale Barn	Peterborough/Victoria Counties Special Sale
Nov 4	11:00 am	Ontario Livestock Exchange	Special Limousin Stocker Sale
Nov 5	9:00 am	Keady Livestock Market	Special Calf Sale
Nov 5	10:00 am	Brussels Livestock	Angus Influence Sale
Nov 5	7:00 pm	Cargill Auction Market	Local Calf & Yearling Sale
Nov 6	8:00 am	Stratton-Rainy River Cattlemen's Sale	Special Stocker Sale, Some Cows etc
Nov 6	11:00 am	Denfield Livestock Exchange	Local Calf Sale- must be vacc by Oct 15 th

Comments for the week ending October 21st

408 fed steers and heifers sold through Ontario auction markets this week up 193 head from last week and 168 more than the same time last year. Fed steers ranged from \$145.56-\$164.00 with a weekly weighted average price of \$157.18 down \$1.03 from the previous week but \$24.44 stronger than year ago prices. Fed heifers sold from \$138.98-\$160.48 averaging \$153.23 up \$2.67 from last week and \$26.98 higher than last year at this time. Auction markets reported trade as steady to fully steady, with quality considered. By week's end trade was firm.

Ontario railgrade prices were reported as steady again this week with steers mainly \$270.00 dressed and heifers \$269.00-\$270.00, with a few premium steers selling a couple of dollars stronger to provincial plants. Cattle that sold this week are scheduled for delivery the week of November 8th and some into the week of November 15th. Average prices are sitting \$39.00 above last year at this time.

The Ontario processing volume at federally inspected plants, as of the week ending October 16th is 479,779 head, up 4% from the same time in 2020. Weekly processing volumes in the last 13 weeks have been above 12,000 head with the exception of three weeks, all holiday shortened weeks. During the same time frame last year, processing volumes federally did not get above 11,867 head. On a provincial level, processing volumes in 2021 as of August 30th are sitting at 60,188 head, up 7.2% from 2020 with steer and heifer volumes up and cull cows numbers lower.

Larger volumes of fed/cull cows sold through auction markets this week noting a larger volume of beef cows starting to come to market. 2,673 head sold which is up 545 from last week and 430 more than last year at this time. Cows sold from \$49.27-\$77.44 averaging \$61.92 up \$0.81 from last week and \$1.44 stronger than last year at this time. Cows were reported as steady to strong to start out this reporting period. As the week progressed trade was barely steady to \$5.00 easier, but ended the week holding steady.

Larger receipts of stocker and feeder cattle sold through auctions this week at 10,411 head, up 2,864 from last week and 2,008 more than this time last year. Auction markets reported calves as steady on the good quality and vaccinated, but plainer types sold selectively at barely steady prices. Yearlings were reported as steady with quality considered to softer, but ended the week barely steady. Actual average prices this week saw steers 400-500 lbs down \$17.17 from last week, 500-600 lbs down \$19.58, 600-700 lbs down \$1.53, 700-800 lbs up \$3.01, 800-900 lbs down \$1.07, 900-1000 lbs down \$1.10 and steers 1000 lbs and over averaged \$0.48 stronger than last week's weighted average prices. Heifers 300-400 lbs were down \$9.48, 400-500 lbs down \$18.03, 500-600 lbs up \$2.98, 600-700 lbs down \$3.74, 700-800 lbs down \$12.50, 800-900 lbs down \$12.87 and heifers 900 lbs and over average \$3.64 easier than last week's weighted average price.

The Quebec electronic market for this week ranged from \$265.00-\$266.25 cwt dressed on a picked-up basis, down \$0.39 from the previous week on average.

Alberta direct trade was light this week with trade on Wednesday from \$261.00-\$263.00 delivered on a dressed basis. Thursday business was reported by Canfax at \$260.00-\$263.00 delivered, steady to \$2.00 lower than last week's sales. Canfax reports: "Cattle that traded this week were being scheduled for the second half of November delivery. There were a couple instances where cattle would not be picked up until the first week in December. It was a tough week for both the fed cattle and non-fed market this week. Western Canadian packer competition on both markets were limited."

The U.S. cash cattle trade for the week ending October 15th saw a full range of prices from \$122.00-\$124.50 live in the south and \$122.00-\$125.00 live and \$193.00-\$200.00 dressed in the north. Average prices for the week, posted by the USDA Mandatory Price report, saw live steers average \$123.84 up \$0.88 from the previous week while heifers averaged \$123.83 up \$0.30. On the rail, steers averaged \$195.70 up \$0.33 from the week before while heifers averaged \$195.62 up \$0.05.

The US cash cattle trade this week was light to moderate Wednesday, with southern trade fully steady at \$124.00 live. In the north dressed deals were also steady from \$195.00-\$198.00 dressed, mainly \$196.00, while some live trade was steady to \$1.00 stronger at \$124.00-\$125.00 with a couple in Iowa at \$127.00. Thursday a few deals were noted in Nebraska at steady prices of \$196.00 dressed and \$124.00 live while the rest of the feeding states were quiet. Some clean up deals are possible today however little price change is expected. The Cattle On Feed Report was released this afternoon stating on feed numbers are down 1% from last October, placements were down 3% and marketings also down 3% from October 2020.