



Weekly Market Information Report for the week ending Thursday November 18, 2021

The following information is collected from various sources and disseminated by Beef Farmers of Ontario.

ONTARIO DIRECT TO PACKER RAILGRADE CATTLE TRADE

Prices are on a carcass weight basis before grade and weight discounts. Weekly Range:

A Grade Steers	270.00
A Grade Heifers	269.00-270.00

ONTARIO LIVE CATTLE TRADE

Ontario auction sales this week saw weighted average price ranges for:

FED CATTLE	Volume	Price Range	Average	Top	Last Week Avg
Large Frame Steers +1250	94	157.67-166.19	163.27	175.50	146.29
Medium Frame Steers +1250	74	147.73-161.25	156.18	174.50	152.69
Large & Medium Frame Steers +1250	168	152.20-164.75	160.46	175.50	147.91
Large Frame Heifers +1000	111	143.05-159.95	155.33	164.00	158.61
Medium Frame Heifers +1000	106	140.10-161.90	153.83	175.00	146.85
Large & Medium Frame Heifers +1000	217	141.75-162.53	155.43	175.00	152.61
Fed steers, Dairy & Dairy Cross +1250	59	120.26-138.36	127.41	156.50	125.07
Fed heifers, Dairy & Dairy Cross +1000	100	76.72-117.11	97.92	155.25	99.20
Cows - All Weights	3,009	46.83-71.16	57.14	128.00	62.55
Bulls - All Weights	141	77.55-101.78	89.89	136.00	91.62

STOCKERS - Large and Medium Frame

STEERS	Volume	Price Range	Average	Top	Last Week Avg
1000+	1,047	178.92-196.77	188.45	207.00	181.40
900-999	462	190.01-200.35	196.46	206.75	179.49
800-899	246	157.56-193.30	180.91	206.50	176.29
700-799	397	154.09-194.75	180.43	208.50	181.49
600-699	769	171.76-212.77	194.85	231.00	198.69
500-599	721	180.92-231.11	210.36	254.00	211.95
400-499	390	206.00-254.41	231.97	277.00	232.13
-399	128	162.30-248.03	211.20	315.00	223.32

STOCKERS - Large and Medium Frame

HEIFERS	Volume	Price Range	Average	Top	Last Week Avg
+900	424	135.53-164.45	151.21	176.75	150.94
800-899	170	148.02-175.38	163.37	188.75	159.32
700-799	221	137.44-173.78	158.81	190.99	155.30
600-699	475	148.50-185.72	171.51	204.00	165.62
500-599	700	158.87-198.15	180.65	215.00	183.73
400-499	397	145.13-206.59	179.30	239.00	196.28
300-399	90	159.89-207.67	185.28	250.00	204.77
-299	27	111.89-142.00	127.63	250.00	183.90

At Kawartha Lakes Community Sale Barn: November 13, 2021 – 173 cows, 11 bulls, 42 veal, 26 stockers, 11 Fed Cattle

	Price Range	Avg.	Top
Cows	54.00-98.00	64.31	128.00
Bulls over 1600 lbs	87.00-104.50	92.32	104.50
Veal 600 lbs plus	113.00-133.00	122.56	133.00
Veal 125 lbs & under	60.00-230.00	124.76	230.00

Denfield Livestock Exchange Inc., November 16, 2021: 151 Fed Cattle, 45 Veal, 104 Cows, 6 Bulls, 3 stockers

	Price Range	Average	Top
Large & Medium Frame Fed Steers +1250 lbs	156.00-166.50	162.09	175.50
Large & Medium Frame Fed Heifers +1000 lbs	145.00-168.00	157.85	170.25
Cows	48.00-66.00	56.18	89.50
Veal calves 600 lbs +	132.00-145.00	139.21	149.00

At Aylmer Stockyards Inc.: November 17, 2021 – 20 veal, 273 Cows, 24 fed cattle, 3 bulls, 13 stockers

	Price Range	Average	Top
Fed Heifers, Dairy & Dairy Cross 1000 lbs +	92.00-126.49	111.80	126.49
Cows	45.00-80.00	59.69	89.00
Veal over 600 lbs	105.00-154.00	136.89	154.00

ONTARIO STOCKER & FEEDER TRADE

Stocker sale at Brussels Livestock: November 12, 2021 – 1,294 Stockers

Steers	Price Range	Average	Top	Heifers	Price Range	Average	Top
1000+	173.50-191.25	184.49	193.00	900+	149.50-175.00	161.02	176.75
900-999	185.50-195.50	191.58	196.00	800-899	176.50-188.75	183.48	188.75
800-899	164.00-206.50	195.81	206.50	700-799	163.00-182.50	171.31	182.50
700-799	171.00-202.50	186.86	208.00	600-699	159.00-186.50	173.23	186.50
600-699	186.00-209.00	194.68	210.00	500-599	166.00-198.00	176.64	213.00
500-599	198.50-228.50	214.43	232.00	400-499	161.00-205.00	181.30	239.00
400-499	200.00-255.00	229.55	258.00	300-399	150.00-195.00	171.80	210.00
300-399	130.00-268.00	221.68	278.00				

Stocker sale at: Community Livestock Exchange: November 16, 2021 – 235 Stockers

Steers	Price Range	Average	Top	Heifers	Price Range	Average	Top
600-699	112.50-218.00	185.69	218.00	600-699	117.50-182.49	158.00	182.49
500-599	144.99-250.00	212.19	250.00	500-599	119.99-185.00	166.99	185.00
400-499	157.49-252.99	222.59	252.99	400-499	110.00-212.50	174.59	212.50

Stocker sale at: Keady Livestock Market: November 16, 2021 – 647 Stockers

Steers	Price Range	Average	Top	Heifers	Price Range	Average	Top
1000+	175.00-190.00	186.09	190.00	900+	100.00-169.00	132.68	169.00
800-899	169.00-205.75	190.30	205.75	800-899	115.00-150.00	139.32	150.00
700-799	155.00-170.00	161.50	195.00	700-799	110.00-163.00	134.00	163.00
600-699	164.00-197.00	186.83	199.00	600-699	122.00-189.00	169.86	189.00
500-599	185.00-218.00	206.22	218.00	500-599	160.00-200.00	182.84	213.00
400-499	183.00-237.00	224.71	237.00	400-499	151.00-207.00	185.77	207.00
399-	165.00-256.00	219.96	265.00	300-399	200.00-233.00	219.75	233.00

Stocker sale at: Renfrew Pontiac Livestock: November 16, 2021 – 351 Stockers

Steers	Price Range	Average	Top	Heifers	Price Range	Average	Top
800-899	175.00-192.50	186.69	192.50	700-799	118.99-190.99	165.39	190.99
700-799	144.99-208.00	196.99	208.00	600-699	136.00-200.99	187.59	200.99
600-699	151.00-216.99	202.70	216.99	500-599	130.00-197.99	177.40	197.99
500-599	125.00-231.99	194.70	231.99	400-499	117.50-216.00	175.89	216.00
400-499	189.99-254.99	235.00	254.99	300-399	180.00-233.99	215.60	233.99
399-	164.99-235.00	214.00	235.00				

Stocker sale at Ontario Livestock Exchange, November 17, 2021 – 436 stockers

Steers	Price Range	Average	Top	Heifers	Price Range	Average	Top
1000+	183.50-197.00	191.30	197.00	900+	149.00-160.50	154.58	160.50
900-999	187.00-201.00	198.43	201.00	700-799	148.00-156.00	152.59	156.00
800-899	182.00-190.50	187.88	190.50				

Stocker sale at **Ontario Livestock Exchange: November 18, 2021 – 419** Stockers

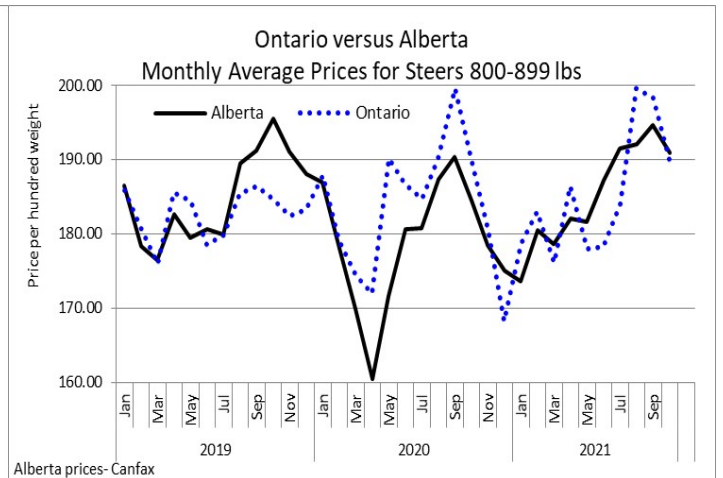
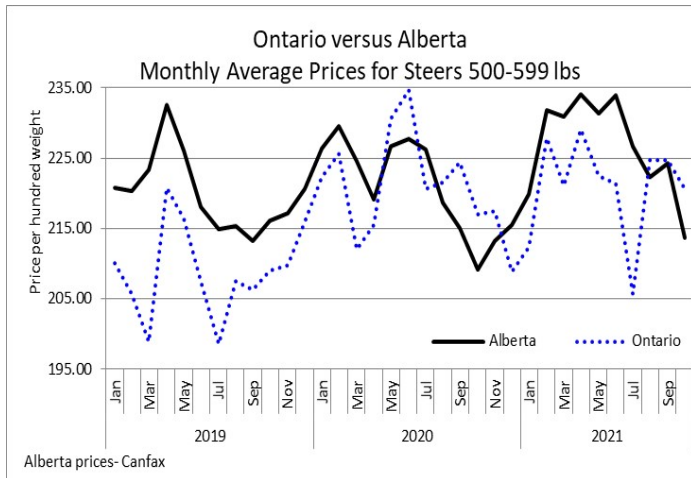
Steers	Price Range	Average	Top	Heifers	Price Range	Average	Top
800-899	142.50-187.00	172.25	187.00	900+	105.00-134.00	121.94	137.50
700-799	45.00-170.00	124.18	182.50	600-699	170.00-177.50	174.09	177.50
600-699	145.00-200.00	174.98	215.00	500-599	165.00-192.50	181.35	200.00
500-599	115.00-215.00	161.15	215.00	400-499	70.00-170.00	139.76	235.00
400-499	185.00-235.00	211.54	235.00	300-399	170.00-200.00	186.25	200.00

Stocker sale at **Ontario Stockyards Inc, November 18, 2021- 906** stockers

Steers	Price Range	Average	Top	Heifers	Price Range	Average	Top
1000+	90.00-176.50	145.58	176.50	900+	119.00-153.00	139.27	153.00
900-999	170.00-197.50	181.91	197.50	800-899	112.00-159.00	136.00	159.00
800-899	120.00-202.00	170.26	202.00	700-799	130.00-178.00	161.18	178.00
700-799	155.00-188.00	176.20	195.00	600-699	135.00-170.00	152.53	181.00
600-699	175.00-208.00	190.56	216.00	500-599	160.00-200.00	179.66	200.00
500-599	180.00-227.00	211.74	227.00	400-499	170.00-227.50	200.13	227.50
400-499	202.50-258.00	232.26	264.00	300-399	160.00-215.00	189.46	215.00
399-	230.00-272.50	253.00	272.50	299-	150.00-190.00	177.00	190.00

Stocker sale at **Ottawa Livestock Exchange: November 18, 2021 – 141** Stockers

Steers	Price Range	Average	Top	Heifers	Price Range	Average	Top
700-799	144.00-170.00	162.31	170.00	500-599	136.00-182.00	155.85	182.00
600-699	162.00-194.00	176.31	200.00	400-499	132.00-176.00	150.94	186.00
500-599	130.00-190.00	163.53	190.00				
400-499	152.00-222.00	189.80	222.00				
399-	138.00-182.00	161.20	228.00				



ONTARIO STOCKER & FEEDER TRADE SPECIAL FALL SALE

Stocker sale at **Keady Livestock Market, November 12, 2021, 2021- 736** stockers- special calf sale

Steers	Price Range	Average	Top	Heifers	Price Range	Average	Top
1000+	188.50-207.00	195.70	207.00	900+	134.00-169.00	165.36	169.00
900-999	200.75-202.25	201.39	206.75				
800-899	185.00-191.00	187.38	191.00				
700-799	160.00-205.75	176.00	205.75				

A good offering of top-quality yearling cattle sold on active trade with prices 2-3 higher.

Stocker sale at: **Ontario Stockyards Inc: November 16, 2021- 620** stockers

Steers	Price Range	Average	Top	Heifers	Price Range	Average	Top
700-799	182.00-208.50	203.22	208.50	700-799	173.00-186.50	180.26	186.50
600-699	207.00-225.00	214.70	231.00	600-699	185.00-199.50	193.97	204.00
500-599	221.00-247.00	234.19	254.00	500-599	170.00-205.00	188.75	215.00
400-499	230.00-254.00	244.00	276.00	400-499	177.50-218.00	208.12	237.50
399-	135.00-270.00	222.50	270.00	300-399	130.00-250.00	202.86	250.00

Special All Vaccinated Sale: A lighter run of stockers sold on a strong market with lots of buyer interest.

Stocker sale at: **Kawartha Lakes Community Sales Barn, November 17, 2021 – 656** Stockers

Steers	Price Range	Average	Top	Heifers	Price Range	Average	Top
1000+	128.00-172.50	149.59	172.50	900+	110.00-160.00	142.12	160.00
900-999	153.00-198.25	189.15	198.25	800-899	128.00-171.00	159.12	171.00
800-899	135.00-196.50	177.61	196.50	700-799	134.00-176.00	164.65	176.00
700-799	146.00-197.00	178.31	197.00	600-699	154.00-189.00	170.92	1189.00
600-699	170.00-215.00	192.25	218.00	500-599	154.00-200.00	183.05	206.00
500-599	177.50-239.50	210.81	239.50	400-499	157.50-219.50	183.36	219.50
400-499	216.00-277.00	235.46	277.00	300-399	160.00-187.50	170.21	187.50
399-	192.50-265.00	236.40	265.00	299-	152.50-177.50	159.53	177.50

Peterborough Cattlemen's & Victoria Beef Farms Special Fall Sale- Good quality vaccinated stockers sold actively on a good demand. Non vaccinated and second cut cattle sold under pressure.

CATTLE EXPORTS-ONTARIO

	Week ending Oct 30, 2021	Week ending Oct 23, 2021	Year to Date 2021
Total live slaughter cattle exported from Ontario to the U.S.	2,508	2,184	93,744
Steers & Heifers & Cows	2,357	2,082	87,423
Bulls	151	102	6,321

FEDERALLY INSPECTED CANADIAN PROCESSING

	Week Ending Nov 13, 2021	# of hd change from week ago	YTD	% Change (Week Ago)	% Change (Year Ago)
Grand Total	58,353	-13,651	2,851,960	-19%	+9%
Western Slaughter	44,621	-13,316	2,259,191	-23%	+10%
Eastern Slaughter	13,732	-335	592,769	-2%	+5%

AVERAGE CARCASS WEIGHTS – CANADA

	Steers	Heifers
Nov 13, 2021	932	848
Nov 6, 2021	946	843
Nov 7, 2020	969	858

USDA ESTIMATED CATTLE PROCESSING VOLUME

	Week Ending Nov 20, 2021	Previous Week	Year Ago
Grand Total	677,000	655,000	666,000

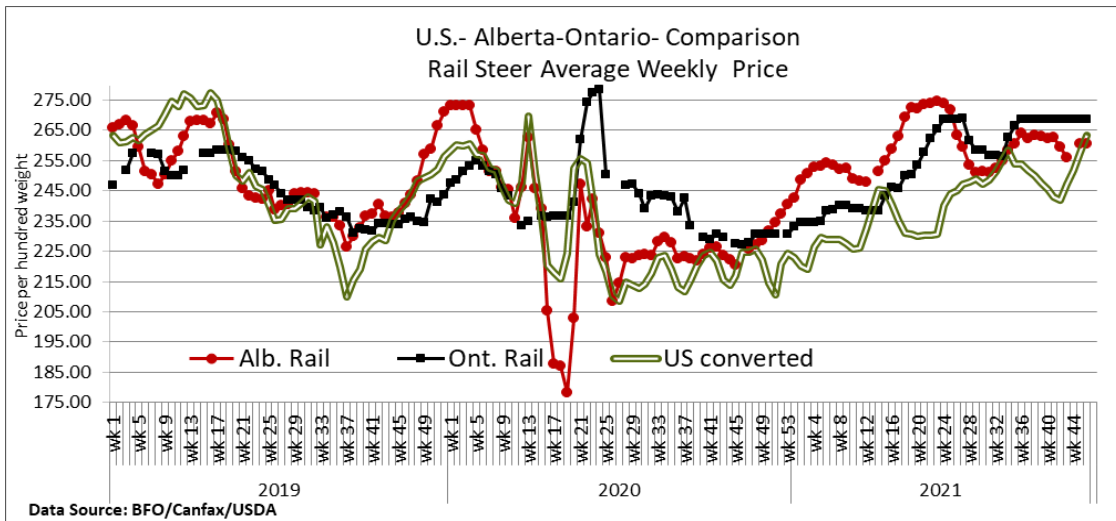
QUEBEC ELECTRONIC AUCTION MARKET (F.O.B. THE FEEDLOT)

	Price	Change from Last Week
For the week ending November 18, 2021	265.50-265.75	N/A

ALBERTA DIRECT TRADE

Alberta's direct trade: for the week ending November 18, 2021

Steers	Live FOB	N/T	Rail FOB	259.50-261.50
Heifers	Live FOB	154.75	Rail FOB	260.00-261.50



U.S. TRADE (U.S. funds)

The U.S. cash cattle trade: for the week ending November 18, 2021

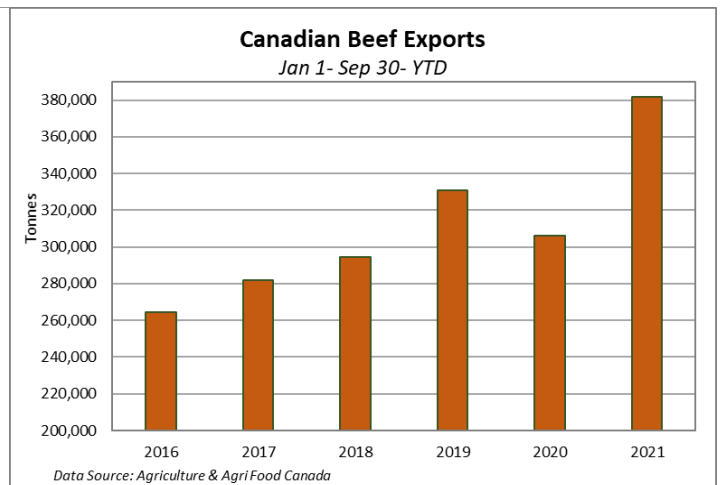
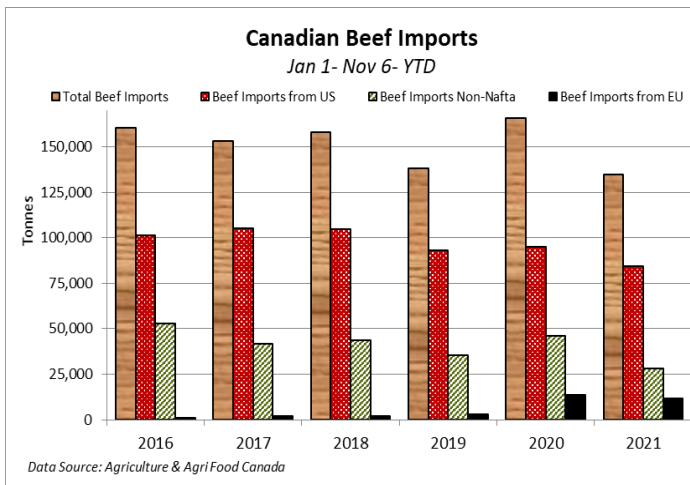
Choice and Select Steers and Heifers: Live 127.00-135.00
Rail 204.00-211.00

U.S. BOXED BEEF CUT-OUT VALUES (U.S. funds)

	Choice 600-900	Select 600-900
Current Five Day Average	280.85	266.12

BEEF EXPORTS – CANADA

	United States Jan 1- Sep 30/21	Change from last year YTD	Mexico Jan 1- Sep 30/21	Change from last year YTD
Total	264,993 tonnes	+16% or +36,952 tonnes	17,694 tonnes	+104% or +9,002 tonnes
	Japan Jan 1- Sep 30/21	Change from last year YTD	China Jan 1- Sep 30/21	Change from last year YTD
Total	44,979 tonnes	+35% or +11,554 tonnes	15,138 tonnes	+118% or +8,190 tonnes



LIVE CATTLE – CANADA

IMPORTS			Import % change from 2020 YTD	EXPORTS		Export % change from 2020 YTD
Jan 1- Sep 30/21				Jan 1- Nov 6/21		
Pure bred	13,680		-	Slaughter steers & heifers & cows	375,516	-8%
Non-pure bred	307,786		+78%	Feeder cattle & calves	112,654	+12%
				Bulls	32,736	-11%

BEEF PRODUCTION – CANADA

	Jan 1 – Nov 13/21	Last Year Same Time	% Change
Fed	989,976 tonnes	907,558 tonnes	+9%
Non-fed	134,099 tonnes	119,240 tonnes	+12%

BEEF IMPORTS – CANADA

	Jan 1 – Nov 13/21	Last Year Same Time	% Change
United States	85,938 tonnes	96,520 tonnes	-11%
Non-CUSMA	28,385 tonnes	47,488 tonnes	-40%
EU-28 (beef/veal total)	12,147 tonnes	13,956 tonnes	-13%
Total	137,427 tonnes	168,902 tonnes	-19%

CHICAGO MERCANTILE EXCHANGE

Closing quotes on futures today were as follows:

Live Cattle			Feeder Cattle			Corn			Soybeans			Canadian \$		
Dec	133.52	+0.37	Jan	160.92	-0.45	Dec	5.706	-2.2	Jan	12.632	-2.0	Spot	78.98	-0.36
Feb	137.70	+0.45	Mar	163.37	-0.17	Mar	5.770	-2.2	Mar	12.750	-1.4	Dec	78.98	-0.37
Apr	141.30	+0.42	Apr	165.87	-0.20	May	5.812	-2.4	May	12.844	-1.2	Mar	79.00	-0.37
Jun	136.25	-0.05	May	167.62	-0.12	Jul	5.824	-2.2	Jul	12.912	-0.2	Jun	78.92	-0.36
Aug	135.80	+0.02	Aug	175.00	+0.00	Sep	5.624	+0.0	Aug	12.846	-0.4	Sep	78.78	-0.34
Oct	138.42	+0.17	Sep	175.60	+0.12	Dec	5.542	+1.0	Sep	12.632	+0.2	Dec	78.64	-0.34

Beef Farmers of Ontario, 130 Malcolm Road, Guelph, ON N1K 1B1 Phone: (519) 824-0334 Fax: (519) 824-9161 or email: markets@ontariobeef.com

ONTARIO STOCKER & FEEDER TRADE SPECIAL FALL SALES

Nov 20	11:00 am	Denfield Livestock Exchange	Vaccinated Calves & Yearlings
Nov 20	12:00 pm	Ontario Stockyards Inc	Bred Cow Sale- 150-200 head expected.
Nov 20	1:00 pm	Maple Hill Auctions Ltd	Ontario Shorthorn Sale
Nov 24	1:00 pm	Vankleek Hill Livestock Exchange	Fall Stocker Sale
Nov 24	cancelled	Brussels Livestock	Bred Cow Sale
Nov 24	7:00 pm	Kawartha Lakes Community Sale Barn	Bred Cow Sale
Nov 26	11:00 am	Community Livestock Exchange	Quinte Cattlemen's Fall Stocker Sale
Nov 26	5:00 pm	Keady Livestock Market	Special Bred Cows & Heifer Sale
Nov 27	1:00 pm	Maple Hill Auctions Ltd	Angus Dispersal Sale
Dec 1	10:00 am	Kawartha Lakes Community Sale Barn	Fall Stocker Sale
Dec 2	11:00 am	Ontario Stockyards Inc	Special Fall Yearling Sale
Dec 3	5:00 pm	Keady Livestock Market	Special Bred Cow & Heifer Sale
Dec 4	11:00 am	Denfield Livestock Exchange	Vaccinated Calf & Yearling Sale
Dec 4	1:00 pm	Maple Hill Auctions Ltd	Ontario Limousin Sale

Comments for the week ending November 18th

Slightly higher volumes of fed steers and heifers sold through auction markets this week at 385 head which is up 123 from last week, but 236 fewer than this time last year. Fed steers sold from \$152.20-\$164.75 averaging \$160.46 up \$12.55 from last week and \$23.73 stronger than this time last year. Last week volumes of steers were light with quality pressuring the average price lower. Fed heifers ranged from \$141.75-\$162.53 averaging \$155.43 up \$2.82 from last week and \$20.68 higher than year ago prices. Auction markets

reported trade as active on good demand with prices from steady to firm. The market topped the week at \$175.50 for steers and \$175.00 for heifers.

Light trade this week on a dressed basis is fully steady to last week and the previous 10 weeks trade. Steers sold at \$270.00 dressed with heifers \$269.00-\$270.00 with delivery the second week of December. This week's average price is \$42.00 cwt stronger than last year at this time.

Ontario steer warm carcass weights have been higher than last year, 2019 and the five-year average for all of 2021 on a monthly basis, until October of this year. The year started out at an all time high of 990 lb average for steers, noting January carcasses are generally larger but there was also a backlog at this time. Weights continued around 20 lbs higher than 2020 until May when Ontario steer carcasses jumped to 982 lbs, up 42 over 2020 and 20 lbs over 2019. August to September weights were in line with 2020, 2019 and the five-year average, however in October 2021 weights declined. The average steer carcass weight for October 2021 is 943 lbs, which for the first time this year is below 2020, 2019 and the five-year average. Weights typically increase moving into the fall but steady cattle prices and higher processing volumes have kept feedlots more current.

The fed/cull cow market was larger in volume this week but at easier prices. There were 3,009 cows sold through auction markets, up 402 head from last week and 533 more than this time last year. Cows ranged from \$46.83-\$71.16 averaging \$57.14 down \$5.41 from the previous week and \$6.04 easier than year ago prices. Auction markets reported trade as steady to start. By Tuesday, trade was noted as easier to under pressure with some prices down \$3.00-\$5.00 cwt. By mid-week trade was reported as barely steady and ended the week continuing to sell at easier prices.

Slightly larger volumes of stocker and feeder cattle saw a good demand on the heavier cattle this week. There were 6,664 stocker and feeder cattle sold through auction markets, up 88 from last week but 462 fewer than last year at this time. Calves were reported as selling actively on good demand with good quality calves and vaccinated calves trading steady to fully steady, while non-vaccinated and second cut calves sold under pressure. Yearlings were active at steady to stronger prices with quality considered. Actual average prices saw steers 400-500 lbs down \$0.16 from last week, 500-600 lbs down \$1.59, 600-700 lbs down \$3.84, 700-800 lbs down \$1.06, 800-900 lbs up \$4.62, 900-1000 lbs up \$16.97 and steers 1000 lbs and over averaged \$7.05 stronger than last week on average. Heifers 300-400 lbs were down \$19.49, 400-500 lbs down \$16.98, 500-600 lbs down \$3.08, 600-700 lbs up \$5.89, 700-800 lbs up \$3.51. 800-900 lbs up \$4.05 and heifers 900 lbs plus were up \$0.27 from last week's weighted average prices.

The Quebec electronic market for this week ranged from \$265.50-\$265.75 cwt dressed on a picked-up basis, down slightly from the previous week's trade.

Alberta direct trade was light on Wednesday with Canfax noting sales from \$261.00-\$263.00 cwt delivered on a dressed basis which is steady to last week. Thursday trade was steady at \$262.00. Canfax notes that delivery of the cattle sold this week is for the second week in December. Canfax reports: "Premiums were being paid for export eligible cattle. It was another week of steady prices and another week that Alberta fed prices lost ground to the US. Alberta fed prices are estimated at a 10.00-11.00 discount against the Nebraska market."

The U.S. cash cattle trade for the week ending November 12th saw the majority of activity develop on Wednesday followed by light trade on Thursday and Friday. Live cattle ranged in price from \$125.00-\$133.50. Live steers averaged \$131.47 and live heifers averaged \$131.59, up roughly \$2.00-\$3.00 from the week before. Dressed deals ranged from \$204.00-\$212.00, with steers averaging \$206.58 dressed, and heifers averaging \$207.05, up about \$4.00-\$5.00 from the week before.

The US cash cattle trade this week was fairly quiet until Thursday morning with just a few scattered deals early week at \$132.00-\$133.00 live in the south, steady to \$1.00 stronger, with a couple of sales in the north at \$207.00 dressed which is steady, but not enough sold to establish a market. Thursday, moderate to active trade developed in all feeding states. Business in the south was from \$132.00-\$134.00 live, mainly \$133.00-\$134.00 up \$1.00-\$2.00 cwt from last week. In the north deals were reported from \$208.00-\$211.00 dressed, mainly \$210.00 up \$3.00 cwt from the previous week's sales. Today, the market was quiet and it appears business for the week has been completed.