



Weekly Market Information Report for the week ending Thursday November 25, 2021

The following information is collected from various sources and disseminated by Beef Farmers of Ontario.

ONTARIO DIRECT TO PACKER RAILGRADE CATTLE TRADE

Prices are on a carcass weight basis before grade and weight discounts. Weekly Range:

A Grade Steers	270.00
A Grade Heifers	269.00-270.00

ONTARIO LIVE CATTLE TRADE

Ontario auction sales this week saw weighted average price ranges for:

FED CATTLE	Volume	Price Range	Average	Top	Last Week Avg
Large Frame Steers +1250	74	153.82-167.49	160.34	179.50	163.27
Medium Frame Steers +1250	106	152.70-163.20	157.56	173.00	156.18
Large & Medium Frame Steers +1250	180	151.64-163.77	158.39	179.50	160.46
Large Frame Heifers +1000	72	146.87-160.11	154.04	170.00	155.33
Medium Frame Heifers +1000	103	144.64-162.67	154.00	175.00	153.83
Large & Medium Frame Heifers +1000	175	144.17-161.43	153.90	175.00	155.43
Fed steers, Dairy & Dairy Cross +1250	50	103.11-137.99	127.49	146.00	127.41
Fed heifers, Dairy & Dairy Cross +1000	121	84.69-121.11	103.33	149.50	97.92
Cows - All Weights	2,834	45.34-69.99	55.56	130.50	57.14
Bulls - All Weights	133	72.99-102.02	87.18	198.99	89.89

STOCKERS - Large and Medium Frame

STEERS	Volume	Price Range	Average	Top	Last Week Avg
1000+	575	171.33-196.40	187.16	202.00	188.45
900-999	284	183.03-200.42	192.60	209.00	196.46
800-899	200	151.43-194.67	179.79	210.00	180.91
700-799	426	158.11-198.08	184.85	221.00	180.43
600-699	888	175.22-213.61	198.08	227.00	194.85
500-599	765	174.46-228.54	206.15	255.00	210.36
400-499	399	183.72-243.32	216.14	284.00	231.97
-399	172	163.97-238.14	208.84	360.00	211.20

STOCKERS - Large and Medium Frame

HEIFERS	Volume	Price Range	Average	Top	Last Week Avg
+900	321	141.35-167.72	156.51	179.00	151.21
800-899	226	146.85-171.73	163.26	187.00	163.37
700-799	227	142.43-173.94	159.04	201.00	158.81
600-699	499	143.00-186.95	168.07	202.99	171.51
500-599	710	149.82-200.47	177.06	222.00	180.65
400-499	336	142.07-189.53	169.63	228.00	179.30
300-399	107	149.11-182.75	168.48	231.00	185.28
-299	36	114.00-163.16	135.24	220.00	127.63

At Kawartha Lakes Community Sale Barn: November 20, 2021 – 218 cows, 12 bulls, 35 veal, 89 stockers, 16 Fed Cattle

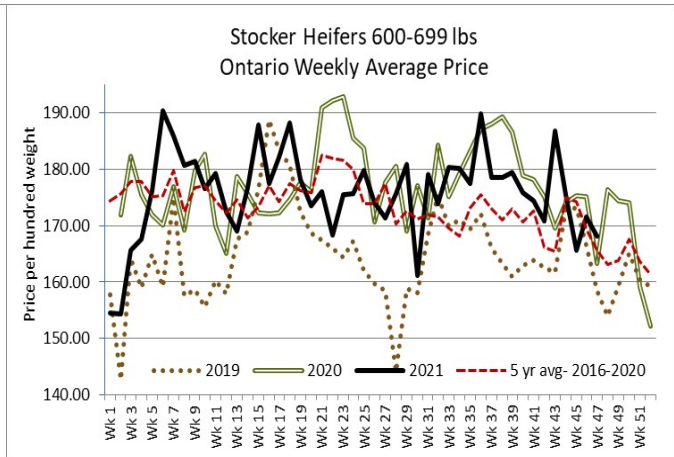
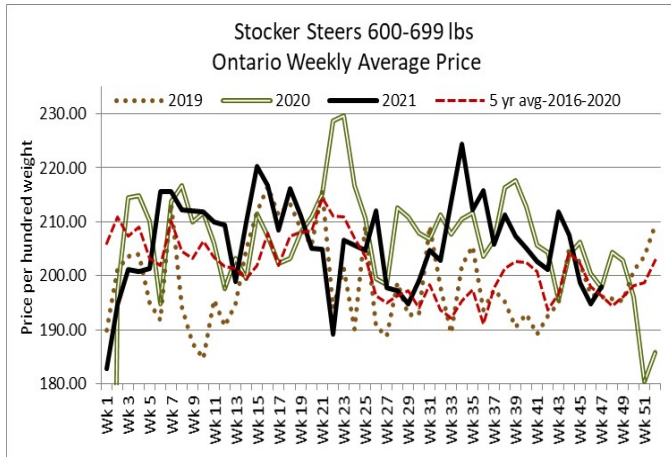
	Price Range	Avg.	Top
Fed steer, large & medium frame 1250 lbs +	148.00-155.50	151.64	155.50
Cows	51.00-85.00	60.87	125.00
Bulls over 1600 lbs	82.00-103.00	90.32	103.00
Veal 600 lbs plus	117.00-140.00	126.59	140.00

Denfield Livestock Exchange Inc., November 23, 2021: 119 Fed Cattle, 13 Veal, 134 Cows, 5 Bulls, 14 stockers

	Price Range	Average	Top
Large & Medium Frame Fed Steers +1250 lbs	155.75-173.00	161.24	179.50
Large & Medium Frame Fed Heifers +1000 lbs	153.75-165.00	159.21	175.00
Cows	43.00-62.50	52.23	82.00
Veal calves 600 lbs +	133.00-156.00	147.27	156.00

At Aylmer Stockyards Inc.: November 24, 2021 – 43 veal, 226 Cows, 42 fed cattle, 5 bulls, 163 stockers

	Price Range	Average	Top
Fed Heifers, Dairy & Dairy Cross 1000 lbs +	134.00-156.49	146.70	156.49
Cows	38.00-76.50	56.79	84.99
Veal over 600 lbs	110.00-161.00	139.10	161.00



ONTARIO STOCKER & FEEDER TRADE

Stocker sale at Brussels Livestock: November 19, 2021 – 1,401 Stockers

Steers	Price Range	Average	Top	Heifers	Price Range	Average	Top
1000+	154.00-199.50	190.51	199.50	900+	142.00-172.00	160.86	175.00
900-999	186.00-201.50	194.13	201.50	800-899	142.00-172.00	161.63	172.00
800-899	124.00-203.25	185.85	203.25	700-799	151.00-183.50	167.26	192.00
700-799	178.00-201.00	195.63	206.00	600-699	150.00-190.00	176.19	190.00
600-699	193.00-217.01	209.43	217.01	500-599	158.00-213.00	187.05	222.00
500-599	201.00-230.50	216.98	246.00	400-499	172.00-194.00	182.05	214.00
400-499	221.00-251.00	231.46	262.00	300-399	120.00-177.50	18.41	212.00
300-399	216.00-307.00	268.17	307.00				

Stocker sale at: Community Livestock Exchange: November 23, 2021 – 223 Stockers

Steers	Price Range	Average	Top	Heifers	Price Range	Average	Top
700-799	144.99-180.00	167.50	180.00	600-699	92.00-160.00	132.80	180.00
600-699	105.00-204.99	180.89	204.99	500-599	121.99-182.00	157.89	182.00
500-599	112.50-231.00	185.29	231.00	400-499	135.00-202.49	179.09	202.49
400-499	135.00-231.00	203.39	231.00				

Stocker sale at: Keady Livestock Market: November 23, 2021 – 305 Stockers

Steers	Price Range	Average	Top	Heifers	Price Range	Average	Top
900-999	197.00-206.00	200.67	206.00	900+	145.00-178.50	157.45	178.50
700-799	136.00-189.00	169.25	189.00	700-799	130.00-155.00	135.83	155.00
600-699	189.00-207.00	196.74	207.00	600-699	147.50-161.00	155.62	167.50
500-599	190.00-212.00	199.32	231.00	500-599	169.00-210.00	186.62	217.00
400-499	210.00-245.00	223.16	268.00	400-499	175.00-220.00	206.50	220.00
399-	231.00-239.00	234.60	239.00	300-399	203.00-220.00	207.80	230.00

Stocker sale at: **Renfrew Pontiac Livestock: November 23, 2021 – 501 Stockers**

Steers	Price Range	Average	Top	Heifers	Price Range	Average	Top
700-799	117.50-202.99	183.40	202.99	700-799	135.00-175.00	165.10	175.00
600-699	152.49-216.00	195.10	216.00	600-699	117.99-202.99	179.20	202.99
500-599	139.99-235.99	206.70	235.99	500-599	119.99-208.99	177.80	208.99
400-499	130.00-250.00	194.50	250.00	400-499	126.00-210.00	182.40	210.00
399-	160.00-250.99	225.40	250.99	300-399	139.99-197.50	168.59	197.50

Stocker sale at **Ontario Livestock Exchange, November 24, 2021 – 705 stockers**

Steers	Price Range	Average	Top	Heifers	Price Range	Average	Top
1000+	188.00-202.00	195.51	202.00	900+	167.00-179.00	172.12	179.00
900-999	190.00-209.00	200.44	209.00	800-899	179.50-187.00	183.49	187.00
800-899	199.50-210.00	204.34	210.00				
700-799	184.00-204.00	192.06	204.00				

Stocker sale at **Ontario Livestock Exchange: November 25, 2021 – 416 Stockers**

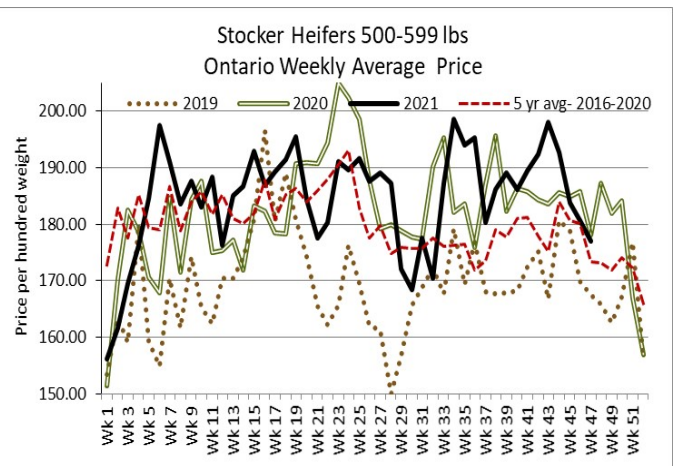
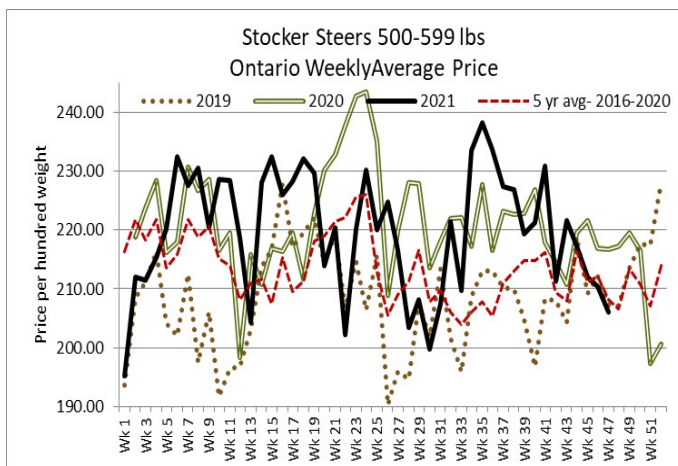
Steers	Price Range	Average	Top	Heifers	Price Range	Average	Top
800-899	160.00-182.50	173.91	182.50	900+	112.50-138.00	126.38	150.00
700-799	125.00-205.00	176.95	205.00	800-899	85.00-159.00	133.36	159.00
600-699	125.00-202.50	168.53	202.50	700-799	120.00-160.00	135.83	160.00
500-599	137.50-213.00	172.27	213.00	600-699	135.00-187.50	151.75	187.50
400-499	160.00-225.00	184.40	225.00	500-599	130.00-167.50	149.58	170.00
399-	75.00-215.00	162.20	215.00	400-499	110.00-170.00	130.00	187.50
				300-399	135.00-170.00	157.66	170.00

Stocker sale at **Ottawa Livestock Exchange: November 25, 2021 – 94 Stockers**

Steers	Price Range	Average	Top	Heifers	Price Range	Average	Top
600-699	120.00-184.00	157.33	202.00	500-599	126.00-152.00	133.77	152.00
500-599	132.00-208.00	174.20	208.00				

Stocker sale at **Ontario Stockyards Inc, November 18, 2021- 920 stockers**

Steers	Price Range	Average	Top	Heifers	Price Range	Average	Top
1000+	72.50-159.00	104.67	176.00	900+	110.00-159.00	136.80	159.00
900-999	180.50-199.00	190.86	199.00	800-899	130.00-160.00	152.20	160.00
800-899	130.00-186.00	154.00	191.00	700-799	122.50-170.00	143.11	178.00
700-799	140.00-187.50	169.49	199.00	600-699	140.00-186.50	158.47	186.50
600-699	178.00-226.50	203.58	226.50	500-599	137.50-216.00	173.67	216.00
500-599	170.00-235.00	209.45	255.00	400-499	100.00-180.00	152.91	228.00
400-499	167.50-255.00	223.49	269.00	300-399	130.00-160.00	146.68	200.00
399-	175.00-270.00	231.63	270.00	299-	130.00-200.00	148.29	200.00



ONTARIO STOCKER & FEEDER TRADE SPECIAL FALL SALE

Stocker sale at **Keady Livestock Market, November 19, 2021, 2021- 798** stockers- special calf sale

Steers	Price Range	Average	Top	Heifers	Price Range	Average	Top
800-899	181.00-198.50	191.00	198.50	700-799	170.00-201.00	189.61	201.00
700-799	196.00-221.00	211.50	221.00	600-699	180.00-198.00	189.31	198.00
600-699	189.00-224.00	208.41	227.00	500-599	185.00-201.00	195.53	205.00
500-599	215.00-237.00	226.60	237.00	400-499	197.50-219.00	211.31	219.00
400-499	226.00-262.00	244.61	284.00	300-399	215.00-231.00	223.19	231.00
399-	252.50-285.00	274.71	285.00				

Special Calf sale- A good offering of quality calves sold with strong buyer demand with prices \$3.00-\$5.00 cwt higher.

Stocker sale at **Denfield Livestock Exchange: November 20, 2021 – 316** Stockers

Steers	Price Range	Average	Top	Heifers	Price Range	Average	Top
1000+	146.00-186.00	166.75	186.00	800-899	155.00-1763.50	168.40	173.50
900-999	165.00-194.00	189.63	194.00	700-799	165.00-178.00	173.46	178.00
800-899	190.00-196.50	191.75	193.50	600-699	150.00-180.00	165.96	180.00
700-799	175.00-195.00	190.33	195.00	500-599	169.00-185.00	177.11	190.00
600-699	183.00-199.00	190.89	201.00	400-499	177.00-181.00	178.12	195.00
500-599	190.00-214.00	199.21	214.00				
400-499	185.00-225.00	205.00	242.00				

Stocker sale at **Vankleek Hill Exchange, November 24, 2021 – 258** stockers

Steers	Price Range	Average	Top	Heifers	Price Range	Average	Top
800-899	160.00-188.00	175.75	188.00	700-799	123.00-166.00	137.06	166.00
700-799	167.00-201.00	186.87	203.00	600-699	120.00-179.00	150.11	179.00
600-699	169.00-212.00	186.59	212.00	500-599	128.00-193.00	160.28	193.00
500-599	168.00-223.00	192.30	223.00	400-499	127.00-180.00	149.81	180.00
400-499	170.00-248.00	202.71	248.00				
399-	150.00-218.00	194.65	218.00				

ONTARIO BRED COW SALES

Ontario Stockyards Inc, November 20, 2021- 157 Bred cows, **6** Cow calf pairs (prices are per head & per pair)

	Exotic and Exotic X	British and British X
Top quality bred cows	N/T	\$1500-\$1950
Avg quality bred cows	\$1200-\$1600	\$1200-\$1600
Top quality cow/calf pairs	N/T	N/T
Avg quality cow/calf pairs	N/T	\$1400-\$2100

Cows sold with great buyer interest at steady to strong prices!

Kawartha Lakes Community Sale Barn, November 24, 2021- 150 Bred cows, **15** Cow calf pairs

	Exotic and Exotic X	British and British X
Top quality bred cows	\$1500-\$1800	\$1400-\$1600
Avg quality bred cows	\$1200-\$1400	\$1100-\$1300
Top quality cow/calf pairs	\$1800-\$2200	\$1500-\$1700
Avg quality cow/calf pairs	\$1500-\$1700	\$1300-\$1500

Cows sold actively on a good demand. (prices are per head & per pair)

CATTLE EXPORTS-ONTARIO

	Week ending Nov 6, 2021	Week ending Oct 30, 2021	Year to Date 2021
Total live slaughter cattle exported from Ontario to the U.S.	2,285	2,508	96,029
Steers & Heifers & Cows	2,153	2,357	89,576
Bulls	132	151	6,453

FEDERALLY INSPECTED CANADIAN PROCESSING

	Week Ending Nov 20, 2021	# of hd change from week ago	YTD	% Change (Week Ago)	% Change (Year Ago)
Grand Total	67,878	+9,525	2,919,838	+16%	+9%
Western Slaughter	54,313	+9,692	2,313,504	+22%	+11%
Eastern Slaughter	13,565	-167	606,334	-1%	+5%

AVERAGE CARCASS WEIGHTS – CANADA

	Steers	Heifers
Nov 20, 2021	944	850
Nov 13, 2021	932	848
Nov 14, 2020	955	865

USDA ESTIMATED CATTLE PROCESSING VOLUME

	Week Ending Nov 27, 2021	Previous Week	Year Ago
Grand Total	566,000	677,000	564,000

QUEBEC ELECTRONIC AUCTION MARKET (F.O.B. THE FEEDLOT)

	Price	Change from Last Week
For the week ending November 25, 2021	266.50-267.25	+1.15

ALBERTA DIRECT TRADE

Alberta's direct trade: for the week ending November 25, 2021

Steers	Live FOB	N/T	Rail FOB	N/T
Heifers	Live FOB	160.00	Rail	270.00 delivered

U.S. TRADE (U.S. funds)

The U.S. cash cattle trade: for the week ending November 25, 2021

Choice and Select Steers and Heifers:	Live	134.00-140.00
	Rail	210.00-220.00

U.S. BOXED BEEF CUT-OUT VALUES (U.S. funds)

	Choice 600-900	Select 600-900
Current Five Day Average	278.31	263.37

BEEF EXPORTS – CANADA

	United States	Change from last year YTD	Mexico	Change from last year YTD
	Jan 1- Sep 30/21		Jan 1- Sep 30/21	
Total	264,993 tonnes	+16% or +36,952 tonnes	17,694 tonnes	+104% or +9,002 tonnes
	Japan	Change from last year YTD	China	Change from last year YTD
	Jan 1- Sep 30/21		Jan 1- Sep 30/21	
Total	44,979 tonnes	+35% or +11,554 tonnes	15,138 tonnes	+118% or +8,190 tonnes

LIVE CATTLE – CANADA

IMPORTS			EXPORTS		
	Import % change from 2020 YTD			Export % change from 2020 YTD	
Jan 1- Sep 30/21			Jan 1- Nov 6/21		
Pure bred	13,680	-	Slaughter steers & heifers & cows	375,516	-8%
Non-pure bred	307,786	+78%	Feeder cattle & calves	112,654	+12%
			Bulls	32,736	-11%

BEEF PRODUCTION – CANADA

	<i>Jan 1 – Nov 13/21</i>	<i>Last Year Same Time</i>	<i>% Change</i>
Fed	989,976 tonnes	907,558 tonnes	+9%
Non-fed	134,099 tonnes	119,240 tonnes	+12%

BEEF IMPORTS – CANADA

	<i>Jan 1 – Nov 13/21</i>	<i>Last Year Same Time</i>	<i>% Change</i>
United States	85,938 tonnes	96,520 tonnes	-11%
Non-CUSMA	28,385 tonnes	47,488 tonnes	-40%
EU-28 (beef/veal total)	12,147 tonnes	13,956 tonnes	-13%
Total	137,427 tonnes	168,902 tonnes	-19%

CHICAGO MERCANTILE EXCHANGE

Closing quotes on futures today were as follows:

Live Cattle			Feeder Cattle			Corn			Soybeans			Canadian \$		
Dec	138.10	+0.20	Jan	167.15	+0.22	Dec	5.866	+7.0	Jan	12.526	-13.6	Spot	78.22	-0.82
Feb	141.20	+0.32	Mar	167.97	+0.07	Mar	5.916	+6.2	Mar	12.630	-14.2	Dec	78.27	-0.64
Apr	143.85	-0.05	Apr	169.87	+0.07	May	5.954	+5.4	May	12.724	-14.0	Mar	78.29	-0.64
Jun	138.82	-0.07	May	171.05	-0.02	Jul	5.960	+5.4	Jul	12.786	-13.4	Jun	78.24	-0.62
Aug	137.47	-0.07	Aug	177.90	+0.05	Sep	5.722	+5.4	Aug	12.742	-11.6	Sep	78.11	-0.62
Oct	139.90	-0.30	Sep	178.62	+0.04	Dec	5.624	+4.2	Sep	12.534	-11.0	Dec	77.98	-0.62

Beef Farmers of Ontario, 130 Malcolm Road, Guelph, ON N1K 1B1 Phone: (519) 824-0334 Fax: (519) 824-9161 or email: markets@ontariobeef.com

ONTARIO STOCKER & FEEDER TRADE SPECIAL FALL SALES

Nov 27	1:00 pm	Maple Hill Auctions Ltd	Angus Dispersal Sale
Dec 1	10:00 am	Kawartha Lakes Community Sale Barn	Fall Stocker Sale
Dec 2	11:00 am	Ontario Stockyards Inc	Special Fall Yearling Sale
Dec 3	5:00 pm	Keady Livestock Market	Special Bred Cow & Heifer Sale
Dec 4	11:00 am	Denfield Livestock Exchange	Vaccinated Calf & Yearling Sale
Dec 4	1:00 pm	Maple Hill Auctions Ltd	Ontario Limousin Sale
Dec 9	11:00 am	Ontario Stockyards Inc	Special Vaccinated Calf Sale
Dec 11	12:00 pm	Ontario Stockyards Inc	Bred Cow Sale
Dec 15	10:00 am	Kawartha Lakes Community Sale Barn	Fall Stocker Sale

Comments for the week ending November 25th

Slightly lower volumes of fed cattle sold through auction markets this week at 355 head, down 30 from last week and 132 head below this time last year. Fed steers ranged from \$151.64-\$163.77 with a weekly weighted average price of \$158.39 down \$2.07 from last week and \$21.24 stronger than year ago prices. Fed heifers sold from \$144.17-\$161.43 averaging \$153.90 down \$1.53 from last week but \$20.76 stronger than last year at this time. Auction markets reported trade as active with prices firm to steady with one report of prices up \$2.00-\$3.00 cwt.

The Ontario railgrade market continued at the \$270.00 dressed price for steers and \$269.00-\$270.00 for heifers early week, which is fully steady on light volumes. As the week progressed, sales reported were very limited. With the US cash market on fire this week, Ontario producers started to hold back. Cattle that sold this week are for delivery the week of December 13th. This week's average price is \$40.00 cwt stronger than this time last year.

The fed/cull cow market saw 2,834 head sell through auction markets this week, down 175 from last week and 303 more than last year at this time. Cows sold from \$45.34-\$69.99 averaging \$55.56 down \$1.58 from last week and \$7.86 below year ago prices. Auction markets reported trade as easier to start. Over the weekend trade was active and higher on the good quality cows with leaner types steady. As the week progressed trade went from steady to stronger Tuesday to slightly easier to easier by mid-week but ended the week holding steady.

There were 6,171 stocker and feeder cattle sold through auction markets this week, down 493 from last week and 803 fewer than this time last year. Auction markets reported trade as steady with quality considered to start out this reporting period. As the week progressed, good quality calves were noted as active with strong buyer demand and prices up \$3.00-\$5.00 cwt and held steady most of the week. By week's end, good quality steer calves sold on a stronger market while heifer calves and non vaccinated calves were under pressure. Yearlings were noted as selling actively at higher prices, up \$1.00-\$2.00 cwt. By week's end trade was noted as steady to stronger. Actual average prices this week saw steers 400-500 lbs down \$15.83 on average, 500-600 lbs down \$4.21, 600-700 lbs up \$3.23, 700-800 lbs up \$4.42, 800-900 lbs down \$1.12, 900-1000 lbs down \$3.80 and steers 1000 lbs plus averaged \$1.29 easier than last week's weighted average prices. Heifers from 300-400 lbs were down \$16.80, 400-500 lbs down \$9.67, 500-600 lbs down \$3.59, 600-700 lbs down \$3.44, 700-800 lbs up \$0.23, 800-900 lbs down \$0.11 and heifers 900 lbs plus averaged \$5.30 stronger than last week's weighted average prices.

The Quebec electronic market for this week ranged from \$266.50-\$267.25 cwt dressed on a picked-up basis, up \$1.15 from the previous week's trade.

Alberta direct trade was extremely light this week with stronger prices. Canfax reported trade at \$270.00 delivered on a dressed basis and \$160.00 live on a picked-up basis, but not enough steers sold to establish a market. Canfax reports: "Dressed sales are 7.00-8.00 higher than the previous week and live sales are 5.00 higher than last week's weighted average price. Tentatively this is the highest fed prices have been since June. Yesterday there were rumblings packers did pull their bids."

The U.S. cash cattle trade for the week ending November 19th saw a good strong market with trade in the south from \$132.00-\$135.00 live, mainly \$133.00-\$134.00 up \$1.00-\$2.00 cwt. In the north business ranged from \$207.00-\$211.00 dressed, mainly \$210.00 up \$3.00 cwt. Average prices for the week posted by the USDA Mandatory price report saw live steers averaged \$133.11 up \$1.64 with heifers at \$133.39 up \$1.80. On the rail steers averaged \$209.60 up 3.02 with heifers at \$209.77 up \$2.72.

The US cash cattle trade this week was on a mission and the mission was accomplished. Trade was moderate in the south Tuesday but lighter in the north. Live deals were reported from \$136.00-\$140.00 with the \$136.00 early and prices improving as the afternoon progressed. Sales averaged around \$3.00-\$4.00 cwt higher than last week's average. In the north a light trade was noted from \$210.00-\$217.00 live, mainly \$215.00-\$217.00 up around \$5.00-\$7.00 cwt on average. Wednesday, the trend strengthened further and sellers got even higher prices. Business in the south was from \$138.00-\$140.00 live, up \$5.00-\$7.00 cwt from last week. In the north, trade ranged from \$217.00-\$220.00 dressed, up \$7.00-\$10.00 cwt with the \$220.00 cattle being purchased for the week of December 6th. A few live deals were noted in the north from \$138.00-\$140.00 live up around \$5.00. This is the first time the live cattle have traded at \$140.00 cwt since May of 2017. Thursday the market was quiet as the US celebrated their Thanksgiving holiday. Today, Friday, the market is quiet and it appears that trade for the week is completed.