



Weekly Market Information Report for the week ending Thursday December 2, 2021

The following information is collected from various sources and disseminated by Beef Farmers of Ontario.

ONTARIO DIRECT TO PACKER RAILGRADE CATTLE TRADE

Prices are on a carcass weight basis before grade and weight discounts. Weekly Range:

A Grade Steers	270.00, few 274.00-275.00
A Grade Heifers	269.00-270.00

ONTARIO LIVE CATTLE TRADE

Ontario auction sales this week saw weighted average price ranges for:

FED CATTLE	Volume	Price Range	Average	Top	Last Week Avg
Large Frame Steers +1250	109	152.48-162.47	158.08	170.00	160.34
Medium Frame Steers +1250	73	146.25-168.53	158.65	185.50	157.56
Large & Medium Frame Steers +1250	182	152.84-167.72	159.21	185.50	158.39
Large Frame Heifers +1000	65	120.47-159.41	152.92	168.00	154.04
Medium Frame Heifers +1000	87	144.73-159.61	153.39	169.00	154.00
Large & Medium Frame Heifers +1000	152	142.68-162.31	154.85	169.00	153.90
Fed steers, Dairy & Dairy Cross +1250	56	102.47-138.30	124.46	152.49	127.49
Fed heifers, Dairy & Dairy Cross +1000	108	86.56-117.85	105.34	137.50	103.33
Cows - All Weights	3,766	42.72-63.76	52.06	137.50	55.56
Bulls - All Weights	112	71.99-94.37	82.88	122.99	87.18

STOCKERS - Large and Medium Frame

STEERS	Volume	Price Range	Average	Top	Last Week Avg
1000+	725	175.43-204.59	194.63	210.00	187.16
900-999	438	188.89-209.01	201.48	214.00	192.60
800-899	289	165.44-201.31	186.05	220.00	179.79
700-799	411	149.73-198.85	183.94	214.99	184.85
600-699	768	162.96-217.33	196.82	234.00	198.08
500-599	726	175.46-233.75	208.51	260.00	206.15
400-499	326	167.54-242.11	203.62	285.00	216.14
-399	145	152.05-235.22	196.85	287.50	208.84

STOCKERS - Large and Medium Frame

HEIFERS	Volume	Price Range	Average	Top	Last Week Avg
+900	362	147.03-169.56	160.06	177.50	156.51
800-899	218	152.21-180.43	171.28	194.50	163.26
700-799	211	135.93-175.94	157.97	201.00	159.04
600-699	508	130.64-183.73	166.59	203.00	168.07
500-599	572	146.55-195.67	172.52	214.99	177.06
400-499	344	143.82-192.25	173.45	217.00	169.63
300-399	100	125.01-174.85	158.43	220.00	168.48
-299	32	144.29-166.25	150.09	227.50	135.24

At Kawartha Lakes Community Sale Barn: November 27, 2021 – 210 cows, 9 bulls, 33 veal, 54 stockers, 6 Fed Cattle

	Price Range	Avg.	Top
Cows	51.00-90.00	62.80	112.00
Bulls over 1600 lbs	84.00-109.00	98.21	109.00
Veal 600 lbs plus	113.00-182.00	127.70	182.00

Denfield Livestock Exchange Inc., November 30, 2021: 117 Fed Cattle, 16 Veal, 200 Cows, 2 Bulls, 19 stockers

	Price Range	Average	Top
Large & Medium Frame Fed Steers +1250 lbs	161.00-177.50	166.13	185.50
Large & Medium Frame Fed Heifers +1000 lbs	156.75-165.75	162.27	168.00
Cows	35.00-57.00	417.67	84.00
Veal calves 600 lbs +	145.00-157.50	150.88	157.50

At Aylmer Stockyards Inc.: December 1, 2021 – 24 veal, 374 Cows, 64 fed cattle, 3 bulls, 8 stockers

	Price Range	Average	Top
Fed Steers, Dairy & Dairy Cross 1250 lbs +	121.99-152.49	132.49	152.49
Fed Heifers, Dairy & Dairy Cross 1000 lbs +	95.99-129.00	117.10	129.00
Cows	34.49-73.99	52.00	137.50
Veal over 600 lbs	112.00-167.99	144.79	167.99

ONTARIO STOCKER & FEEDER TRADE

Stocker sale at Brussels Livestock: November 26, 2021 – 1,339 Stockers

Steers	Price Range	Average	Top	Heifers	Price Range	Average	Top
1000+	168.00-206.50	192.42	207.00	900+	154.00-174.50	165.09	174.50
900-999	194.00-214.00	205.78	214.00	800-899	164.00-179.75	175.51	179.75
800-899	161.00-206.00	183.22	210.50	700-799	160.00-201.00	173.84	201.00
700-799	172.00-210.00	194.20	210.00	600-699	164.00-183.00	173.15	192.00
600-699	192.00-234.00	210.38	234.00	500-599	168.00-207.00	187.20	207.00
500-599	178.00-252.00	217.61	260.00	400-499	168.00-193.00	181.42	207.00
400-499	202.00-232.50	212.45	240.00	300-399	181.00-205.00	189.57	205.00
300-399	195.00-252.00	231.63	280.00				

Stocker sale at: Community Livestock Exchange: November 30, 2021 – 223 Stockers

Steers	Price Range	Average	Top	Heifers	Price Range	Average	Top
600-699	120.99-214.99	175.29	214.99	700-799	107.00-147.50	126.89	147.50
500-599	117.50-239.9	180.69	239.99	600-699	94.99-150.00	134.09	150.00
400-499	119.99-270.00	197.70	279.99	500-599	125.00-178.00	146.30	178.00
				400-499	116.99-180.00	157.89	180.00

Stocker sale at: Keady Livestock Market: November 30, 2021 – 485 Stockers

Steers	Price Range	Average	Top	Heifers	Price Range	Average	Top
800-899	179.00-180.00	179.25	180.00	900+	162.00-177.50	169.92	177.50
700-799	187.50-200.00	196.92	200.00	800-899	174.00-194.50	185.25	194.50
600-699	189.00-215.00	202.32	215.00	700-799	144.00-179.00	167.39	179.00
500-599	196.00-238.00	213.03	244.50	600-699	146.00-184.50	173.88	184.50
400-499	210.00-238.00	227.61	255.00	500-599	159.00-207.50	179.50	207.50
399-	170.00-250.00	229.31	280.00	400-499	162.00-201.00	188.45	217.00
				300-399	120.00-182.50	148.30	220.00

Stocker sale at: Renfrew Pontiac Livestock: November 30, 2021 – 445 Stockers

Steers	Price Range	Average	Top	Heifers	Price Range	Average	Top
800-899	160.00-198.50	189.99	198.50	600-699	102.49-188.99	170.19	188.99
700-799	130.00-204.99	192.10	204.99	500-599	114.99-197.99	170.70	197.99
600-699	135.00-212.99	188.59	212.99	400-499	114.99-180.00	159.60	180.00
500-599	144.99-252.00	206.00	252.00	300-399	127.49-169.99	157.00	169.99
400-499	150.00-260.99	200.09	260.99				
399-	132.49-204.99	178.29	204.99				

Stocker sale at **Ontario Livestock Exchange, December 1, 2021 – 698** stockers

Steers	Price Range	Average	Top	Heifers	Price Range	Average	Top
1000+	192.00-210.00	201.66	210.00		N/T		
900-999	199.00-212.00	205.62	212.00				
800-899	206.00-220.00	213.24	220.00				

Stocker sale at **Ottawa Livestock Exchange: December 2, 2021 – 114** Stockers

Steers	Price Range	Average	Top	Heifers	Price Range	Average	Top
700-799	130.00-164.00	140.92	164.00	600-699	118.00-168.00	149.25	168.00
600-699	135.00-174.00	151.73	192.00	500-599	150.00-171.00	160.13	171.00
500-599	132.00-184.00	165.44	214.00	400-499	136.00-182.00	161.71	182.00

Stocker sale at **Ontario Livestock Exchange: December 2, 2021 – 335** Stockers

Steers	Price Range	Average	Top	Heifers	Price Range	Average	Top
700-799	150.00-177.50	167.21	177.50	700-799	127.50-137.50	132.75	145.00
600-699	155.00-170.00	162.04	175.00	600-699	125.00-160.00	140.00	160.00
500-599	135.00-185.00	163.07	215.00	500-599	135.00-180.00	158.47	180.00
400-499	160.00-215.00	186.52	215.00	400-499	125.00-152.50	138.61	165.00
399-	150.00-215.00	179.85	215.00	300-399	130.00-170.00	151.25	170.00

Stocker sale at **Ontario Stockyards Inc, December 2, 2021- 1,005** stockers

Steers	Price Range	Average	Top	Heifers	Price Range	Average	Top
1000+	130.00-170.00	154.82	179.00	900+	110.00-161.00	144.65	161.00
900-999	160.00-202.00	189.69	202.00	800-899	141.00-175.00	156.91	187.50
800-899	162.50-205.00	191.53	205.00	700-799	134.00-178.00	155.00	178.00
700-799	169.00-195.00	182.93	199.00	600-699	144.00-189.00	171.40	189.00
600-699	182.50-215.00	199.92	224.00	500-599	150.00-191.00	167.30	191.00
500-599	197.50-236.00	219.11	249.00	400-499	127.00-185.00	158.63	195.00
400-499	150.00-227.50	188.12	255.00	300-399	112.50-160.00	149.95	160.00
399-	130.00-280.00	198.19	280.00				

ONTARIO STOCKER & FEEDER TRADE SPECIAL FALL SALE

Stocker sale at **Community Livestock Exchange: November 26, 2021 – 769** Stockers

Steers	Price Range	Average	Top	Heifers	Price Range	Average	Top
1000+	168.99-201.50	194.99	201.50	900+	100.00-164.99	136.29	164.99
900-999	162.50-202.49	197.39	202.49	800-899	114.99-187.99	176.89	187.99
800-899	156.00-202.99	186.09	202.99	700-799	133.00-190.99	172.19	190.99
700-799	131.00-214.99	196.30	214.99	600-699	105.00-193.99	168.79	193.99
600-699	144.99-233.99	210.30	233.99	500-599	125.00-214.99	173.50	214.99
500-599	180.00-247.99	225.70	247.99	400-499	132.49-210.00	189.39	210.00
400-499	180.00-256.00	233.00	256.00	300-399	145.99-185.00	160.29	185.00
300-399	169.99-260.00	194.10	287.50	299-	148.99-187.50	157.20	187.50

Demand was strong for steers with prices averaging significantly above Ontario market averages. Demand for heifers was less predictable though overall results averaged somewhat above the general Ontario market.

Stocker sale at **Kawartha Lake Community Sale Barn Inc, December 1, 2021 – 590** stockers

Steers	Price Range	Average	Top	Heifers	Price Range	Average	Top
1000+	144.00-198.50	189.15	198.50	800-899	131.00-163.00	148.21	163.00
900-999	157.00-197.00	191.96	197.00	700-799	170.00-190.50	183.37	190.50
800-899	150.00-177.00	159.06	177.00	600-699	123.00-203.00	179.90	203.00
700-799	157.50-207.50	188.46	207.50	500-599	170.00-185.00	179.37	185.00
600-699	168.00-221.00	202.83	229.50	400-499	145.00-213.00	184.77	213.00
500-599	182.50-213.00	200.46	255.00	300-399	85.00-190.00	172.33	190.00
400-499	190.00-285.00	223.24	285.00				
399-	185.00-220.00	216.84	220.00				

Vaccinated calves sold actively at steady prices. Yearlings sold stronger.

ONTARIO BRED COW SALES

Keady Livestock Market, November 26, 2021- 326 Bred cows & heifers, 10 Cow calf pairs (prices-per head & per pair)

	Exotic and Exotic X	British and British X
Top quality bred heifers	\$2000-\$2700	\$2000-\$2450
Top quality bred cows	\$1400-\$2000	\$1400-\$1800
Avg quality cow/calf pairs	\$2000-\$2500	N/T

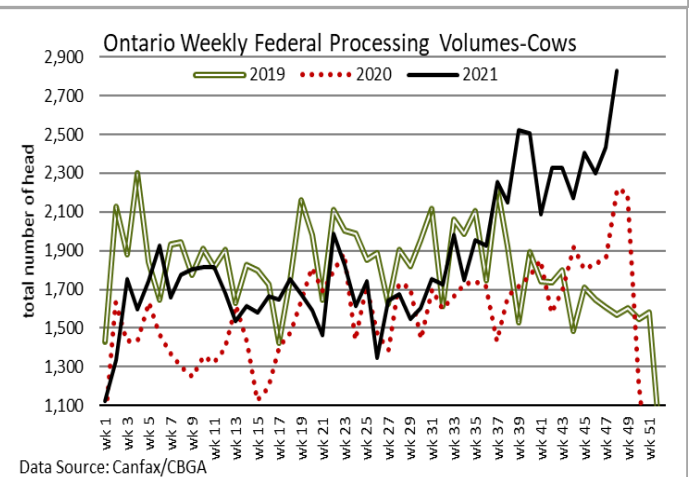
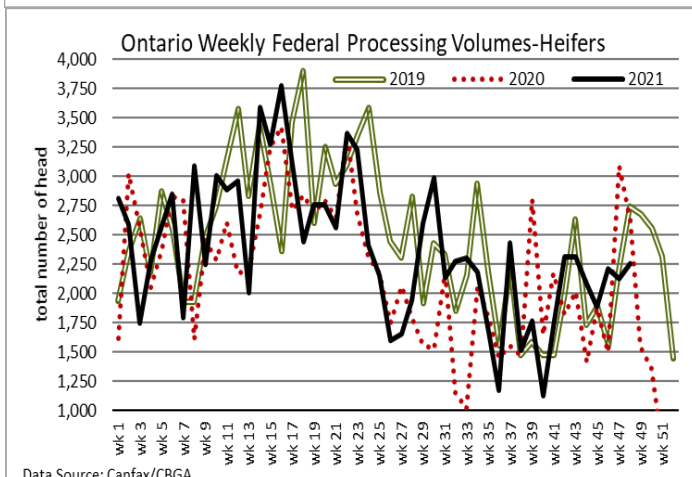
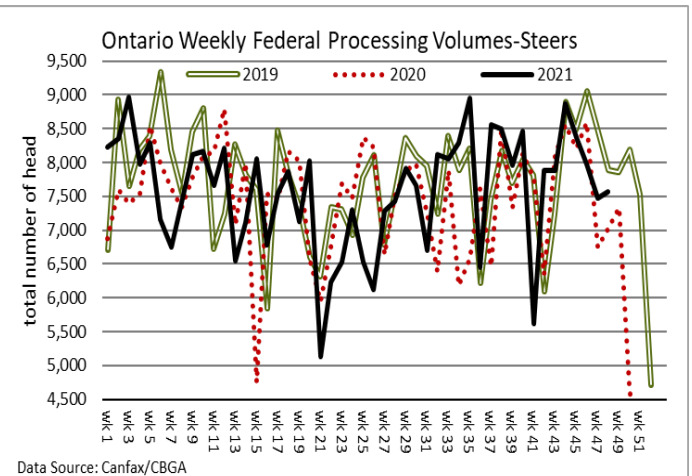
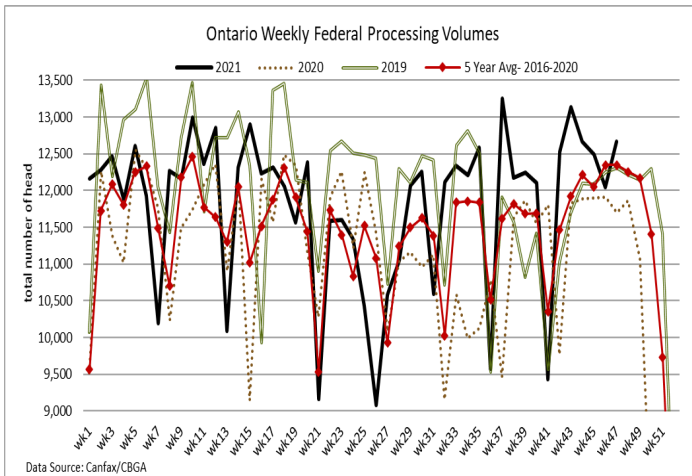
A good offering of top quality heifers sold on selective bidding by over 50 buyers.

CATTLE EXPORTS-ONTARIO

	Week ending Nov 13, 2021	Week ending Nov 6, 2021	Year to Date 2021
Total live slaughter cattle exported from Ontario to the U.S.	1,972	2,285	98,001
Steers & Heifers & Cows	1,777	2,153	91,353
Bulls	195	132	6,648

FEDERALLY INSPECTED CANADIAN PROCESSING

	Week Ending Nov 27, 2021	# of hd change from week ago	YTD	% Change (Week Ago)	% Change (Year Ago)
Grand Total	62,257	-4,621	2,983,095	-7%	+9%
Western Slaughter	49,225	-5,088	2,362,729	-9%	+10%
Eastern Slaughter	14,032	+467	620,366	+3%	+5%



AVERAGE CARCASS WEIGHTS – CANADA

	Steers	Heifers
Nov 27, 2021	937	849
Nov 20, 2021	944	850
Nov 21, 2020	944	852

USDA ESTIMATED CATTLE PROCESSING VOLUME

	Week Ending Dec 4, 2021	Previous Week	Year Ago
Grand Total	676,000	566,000	669,000

QUEBEC ELECTRONIC AUCTION MARKET (F.O.B. THE FEEDLOT)

	Price	Change from Last Week
For the week ending December 2, 2021	266.50	-0.35

ALBERTA DIRECT TRADE

Alberta's direct trade: for the week ending December 2, 2021

Steers	Live FOB	160.50	Rail FOB	273.50
Heifers	Live FOB	N/T	Rail FOB	268.50-273.50

U.S. TRADE (U.S. funds)

The U.S. cash cattle trade: for the week ending December 2, 2021

Choice and Select Steers and Heifers:	Live	137.00-143.50
	Rail	217.00-221.00

U.S. BOXED BEEF CUT-OUT VALUES (U.S. funds)

	Choice 600-900	Select 600-900
Current Five Day Average	274.30	260.16

BEEF EXPORTS – CANADA

	United States	Change from last year YTD	Mexico	Change from last year YTD
	<i>Jan 1- Sep 30/21</i>		<i>Jan 1- Sep 30/21</i>	
Total	264,993 tonnes	+16% or +36,952 tonnes	17,694 tonnes	+104% or +9,002 tonnes
	Japan	Change from last year YTD	China	Change from last year YTD
	<i>Jan 1- Sep 30/21</i>		<i>Jan 1- Sep 30/21</i>	
Total	44,979 tonnes	+35% or +11,554 tonnes	15,138 tonnes	+118% or +8,190 tonnes

LIVE CATTLE – CANADA

IMPORTS		Import % change from 2020 YTD	EXPORTS		Export % change from 2020 YTD
	<i>Jan 1- Sep 30/21</i>			<i>Jan 1- Nov 6/21</i>	
Pure bred	13,680	-	Slaughter steers & heifers & cows	375,516	-8%
Non-pure bred	307,786	+78%	Feeder cattle & calves	112,654	+12%
			Bulls	32,736	-11%

BEEF PRODUCTION – CANADA

	Jan 1 – Nov 13/21	Last Year Same Time	% Change
Fed	989,976 tonnes	907,558 tonnes	+9%
Non-fed	134,099 tonnes	119,240 tonnes	+12%

BEEF IMPORTS – CANADA

	Jan 1 – Nov 13/21	Last Year Same Time	% Change
United States	85,938 tonnes	96,520 tonnes	-11%
Non-CUSMA	28,385 tonnes	47,488 tonnes	-40%
EU-28 (beef/veal total)	12,147 tonnes	13,956 tonnes	-13%
Total	137,427 tonnes	168,902 tonnes	-19%

CHICAGO MERCANTILE EXCHANGE

Closing quotes on futures today were as follows:

Live Cattle	Feeder Cattle	Corn	Soybeans	Canadian \$
Dec 137.67 +0.02	Jan 164.12 -1.65	Dec 5.860 +9.0	Jan 12.672 +23.0	Spot 77.90 -0.13
Feb 138.95 -0.62	Mar 167.10 -1.22	Mar 5.840 +7.2	Mar 12.712 +21.2	Dec 77.89 -0.15
Apr 142.15 -0.45	Apr 169.85 -1.05	May 5.862 +7.0	May 12.780 +21.0	Mar 77.91 -0.15
Jun 137.47 -0.50	May 171.25 -1.07	Jul 5.854 +6.4	Jul 12.840 +20.4	Jun 77.85 -0.15
Aug 136.65 -0.22	Aug 178.32 -1.10	Sep 5.622 +4.4	Aug 12.760 +19.6	Sep 77.72 -0.17
Oct 139.52 -0.25	Sep 179.00 -1.00	Dec 5.522 +3.2	Sep 12.510 +18.2	Dec 77.62 -0.16

Beef Farmers of Ontario, 130 Malcolm Road, Guelph, ON N1K 1B1 Phone: (519) 824-0334 Fax: (519) 824-9161 or email: markets@ontariobeef.com

OBCFPP LICENCE CHANGES

No Longer Licenced: Livestock Dealer:

Artisan Farms Direct Ltd. 3 – 6400 Shawson Drive, Mississauga, ON L5T 1L8

ONTARIO STOCKER & FEEDER TRADE SPECIAL FALL SALES

Dec 3 5:00 pm	Keady Livestock Market	Special Bred Cow & Heifer Sale
Dec 4 11:00 am	Denfield Livestock Exchange	Vaccinated Calf & Yearling Sale
Dec 4 1:00 pm	Maple Hill Auctions Ltd	Ontario Limousin Sale
Dec 9 11:00 am	Ontario Stockyards Inc	Special Vaccinated Calf Sale
Dec 11 12:00 pm	Ontario Stockyards Inc	Bred Cow Sale
Dec 15 10:00 am	Kawartha Lakes Community Sale Barn	Fall Stocker Sale

Comments for the week ending December 2nd

There were 334 fed steers and heifers sold through auction markets this week, which is steady to last week but 83 fewer than this time last year. Fed steers ranged from \$152.84-\$167.72 averaging \$159.21 up \$0.82 from last week and \$24.90 stronger than year ago prices. Fed heifers ranged from \$142.68-\$162.31 averaging \$154.85 up \$0.95 from the previous week and \$19.61 above last year at this time. Auction markets reported trade as active with prices steady and firm to fully steady to stronger, up \$3.00-\$4.00 cwt in spots. The market ended the week trading steady.

The Ontario railgrade market was extremely limited in volume this week as sellers hold out for higher prices. Friday to Monday sales were almost non-existent with just a light test on Tuesday and Wednesday. Majority of the trade was at \$270.00 dressed for steers with a few sales noted at \$274.00-\$275.00. Heifers were reported at \$269.00-\$270.00, which is steady. Trade this week is scheduled for delivery in one to three weeks. This week's price is up \$38.00 cwt from this time last year.

The fed/cull cow market saw an extremely large offering of 3,766 head sold through auction markets this week, up 932 from last week and 727 above this time last year. Volumes typically increase the first couple of weeks in December but this week was exceptional. Approximately 3,300 of the cows sold were dairy cows due to a 1% decrease in production quota coming into effect. Cows sold from \$42.72-\$63.76 cwt, averaging \$52.06 down \$3.50 from last week and \$9.34 easier than year ago prices. Auction markets reported trade as active and steady on strong demand for the good beef cows to start, with plainer types and dairy breeds selling selectively steady. As the week progressed, trade was noted as steady to easier, with one market noting a \$5.00-\$8.00 cwt decline. As the week progressed, larger offerings saw prices under pressure at slightly lower to easier prices.

Federally inspected processing volumes in Ontario, for steers, heifers and cull cows is sitting at 555,302 head as of November 27th. This is up 4.7% from 2020 but 2% below the same time in 2019. By class, steer volumes on November 27, 2021 are at 364,141 head, up 1.3% from 2020 but 2% fewer than the same time in 2019. Heifers totaled 114,542 head as of November 27, 2021, up 7.6% from 2020 but 3.7% below the same time in 2019. The Federal processing volume of cull cows in Ontario is at 88,917 head as of November 27, 2021, up 16.9% from 2020 and 1% more than the same time in 2019.

Receipts of stocker and feeder cattle sold through auction markets this week were fully steady to last week and the same time last year at 6,175 head. Auction markets reported trade as active and steady on the vaccinated calves with others selectively steady. Yearlings were reported as stronger right across the board with prices slightly higher to \$3.00-\$5.00 cwt higher. The week ended with heavy steers stronger to sharply higher. Actual average prices this week saw steers 400-500 lbs down \$12.52, 500-600 lbs up \$2.36, 600-700 lbs down \$1.26, 700-800 lbs down \$0.91, 800-900 lbs up \$6.26, 900-1000 lbs up \$8.88 and steers 1,000 lbs and over averaged \$7.47 stronger than last week's weighted average prices. Heifers from 300-400 lbs were down \$10.05, 400-500 lbs up \$3.82, 500-600 lbs down \$4.54, 600-700 lbs down \$1.48, 700-800 lbs down \$1.07, 800-900 lbs up \$8.02 and heifers 900 lbs and over averaged \$3.55 stronger than last week.

The Quebec electronic market for this week sold at \$266.50 cwt dressed on a picked-up basis, down \$0.35 from the previous week's trade on average.

Alberta direct trade was light on Wednesday and Thursday with Canfax noting sales at \$275.00 cwt delivered on a dressed basis, up around \$5.00 cwt from the previous week's extremely light trade. Canfax noted a few deals on Thursday at \$160.50 live on a picked-up basis, up \$0.50 on average. Canfax reports: "Competition on the cash market remains limited with one packer buying all the cattle this week. Alberta fed prices continues to lose ground to the US market, Alberta fed prices are estimated at an 18.00 discount to the Nebraska market. Sale volumes are shaping up very light and most of the cattle will be carried into next week."

The U.S. cash cattle trade for the week ending November 26th was strong with most trade taking place on Tuesday and Wednesday ahead of the Thanksgiving holiday. Business in the south was from \$136.00-\$140.00 live, mainly \$138.00-\$140.00 up around \$5.00 cwt. Trade in the north ranged from \$210.00-\$220.00, majority at \$215.00-\$218.00 up \$6.00-\$8.00 cwt, with live trade reported at the same prices as southern deals. Overall prices for the week, reported by the USDA Mandatory Price report saw live steers averaged \$138.17 up \$5.06 and heifers \$137.86 up \$4.47 from the previous week on average. On the rail steers averaged \$216.01 up \$6.41 with heifers \$216.53 up \$6.76.

The US cash cattle trade this week was very quiet early week with just a handful of deals reported at \$137.00-\$138.00 live, which is steady to last week but not enough to establish a market. Thursday, light to moderate trade took place in all feeding states. Trade in the south ranged from \$140.00-\$142.00 live, mainly \$141.00-\$142.00 up \$2.00-\$3.00 cwt from last week. Business in the north ranged from \$218.00-\$221.00 dressed, most at \$220.00 up \$3.00 from the previous week. Today the market is quiet and other than a few clean up deals it appears the bulk of trade for the week is completed. Asking prices on the few remaining cattle are sitting at \$143.00 plus live in the south and \$222.00 plus dressed in the north.