



## Weekly Market Information Report for the week ending Thursday December 9, 2021

The following information is collected from various sources and disseminated by Beef Farmers of Ontario.

### ONTARIO DIRECT TO PACKER RAILGRADE CATTLE TRADE

Prices are on a carcass weight basis before grade and weight discounts. Weekly Range:

<b>A Grade Steers</b>	270.00-278.00 (couple at \$280.00)
<b>A Grade Heifers</b>	270.00-275.00

### ONTARIO LIVE CATTLE TRADE

Ontario auction sales this week saw weighted average price ranges for:

FED CATTLE	Volume	Price Range	Average	Top	Last Week Avg
Large Frame Steers +1250	40	141.00-165.48	155.41	179.00	158.08
Medium Frame Steers +1250	78	157.35-166.03	160.80	175.00	158.65
Large & Medium Frame Steers +1250	118	152.48-168.11	160.17	179.00	159.21
Large Frame Heifers +1000	32	145.16-161.25	155.75	166.50	152.92
Medium Frame Heifers +1000	174	154.33-165.51	160.67	171.25	153.39
Large & Medium Frame Heifers +1000	206	152.82-165.71	160.35	171.25	154.85
Fed steers, Dairy & Dairy Cross +1250	58	123.48-139.55	133.65	160.75	124.46
Fed heifers, Dairy & Dairy Cross +1000	152	84.28-125.26	107.69	158.00	105.34
Cows - All Weights	3,985	43.18-65.27	52.92	130.00	52.06
Bulls - All Weights	133	68.72-96.33	81.91	129.00	82.88

### STOCKERS - Large and Medium Frame

STEERS	Volume	Price Range	Average	Top	Last Week Avg
1000+	536	180.33-202.88	193.61	208.50	194.63
900-999	523	189.90-204.93	198.67	216.00	201.48
800-899	155	171.35-203.45	192.33	217.00	186.05
700-799	335	166.15-202.67	189.56	231.00	183.94
600-699	775	179.78-223.64	204.44	243.00	196.82
500-599	677	185.80-239.10	216.10	260.00	208.51
400-499	319	195.09-256.27	226.68	281.00	203.62
-399	86	183.72-239.60	208.36	290.00	196.85

### STOCKERS - Large and Medium Frame

HEIFERS	Volume	Price Range	Average	Top	Last Week Avg
+900	211	146.17-172.37	162.43	189.00	160.06
800-899	129	145.29-166.53	157.22	187.00	171.28
700-799	166	144.02-172.51	163.57	196.00	157.97
600-699	376	146.16-187.00	168.91	205.00	166.59
500-599	554	145.80-195.67	173.00	232.00	172.52
400-499	223	147.06-192.62	171.17	226.00	173.45
300-399	103	117.59-177.01	150.05	220.00	158.43
-299	14	115.86-161.14	142.50	223.00	150.09

At Kawartha Lakes Community Sale Barn: December 4, 2021 – 260 cows, 6 bulls, 26 veal, 79 stockers, 6 Fed Cattle

	Price Range	Avg.	Top
Cows	47.00-77.00	57.02	122.00
Veal 600 lbs plus	127.50-138.00	131.31	138.00
Veal 125 lbs or less	16.67-180.00	95.37	180.00

**Denfield Livestock Exchange Inc., December 7, 2021: 141 Fed Cattle, 20 Veal, 151 Cows, 5 Bulls, 25 stockers**

	Price Range	Average	Top
Large & Medium Frame Fed Steers +1250 lbs	160.50-172.00	164.45	179.00
Large & Medium Frame Fed Heifers +1000 lbs	158.00-168.25	163.77	171.25
Cows	37.00-56.00	47.72	114.50
Veal calves 600 lbs +	122.00-160.00	143.63	160.00

**At Aylmer Stockyards Inc.: December 8, 2021 – 17 veal, 299 Cows, 46 fed cattle, 2 bulls, 21 stockers**

	Price Range	Average	Top
Fed Steers, Dairy & Dairy Cross 1250 lbs +	120.99-137.99	128.49	137.99
Fed Heifers, Dairy & Dairy Cross 1000 lbs +	92.00-131.49	118.59	131.49
Cows	38.00-77.00	54.00	156.49
Veal over 600 lbs	131.00-162.00	150.00	162.00

**ONTARIO STOCKER & FEEDER TRADE**

**Stocker sale at Brussels Livestock: December 3, 2021 – 1,183 Stockers**

Steers	Price Range	Average	Top	Heifers	Price Range	Average	Top
1000+	183.75-206.25	193.92	206.25	900+	163.50-177.50	170.39	180.00
900-999	193.00-209.50	203.63	211.00	800-899	148.00-171.00	158.64	180.00
800-899	186.00-215.00	203.16	215.00	700-799	126.00-166.00	156.90	166.00
700-799	180.00-211.00	195.79	211.00	600-699	135.00-174.00	157.70	187.00
600-699	184.50-243.00	216.56	243.00	500-599	147.50-175.00	165.71	178.00
500-599	190.00-243.00	221.86	243.00	400-499	142.00-189.00	170.50	189.00
400-499	180.00-242.00	226.17	242.00	300-399	110.00-169.00	152.11	171.00
399 or less	200.00-243.00	217.83	243.00				

**Stocker sale at: Community Livestock Exchange: December 7, 2021 – 144 Stockers**

Steers	Price Range	Average	Top	Heifers	Price Range	Average	Top
700-799	105.00-193.99	167.39	193.99	600-699	105.00-148.99	133.40	148.99
600-699	1422.50-220.99	190.79	220.99	500-599	105.00-169.99	157.89	169.00
500-599	117.50-235.00	195.10	235.00				
400-499	135.00-247.50	187.79	254.99				

**Stocker sale at: Keady Livestock Market: December 7, 2021 – 236 Stockers**

Steers	Price Range	Average	Top	Heifers	Price Range	Average	Top
900-999	199.00-201.00	199.62	201.00	900+	159.00-189.00	183.88	189.00
600-699	170.00-215.00	186.29	216.00	500-599	176.00-224.50	194.23	224.50
500-599	192.50-243.00	209.53	260.00	400-499	214.00-217.00	216.00	217.00
400-499	254.00-259.00	257.67	259.00				
399-	220.00-277.50	258.33	277.50				

**Stocker sale at: Renfrew Pontiac Livestock: December 7, 2021 – 278 Stockers**

Steers	Price Range	Average	Top	Heifers	Price Range	Average	Top
700-799	139.99-200.99	178.80	200.99	700-799	119.99-172.99	146.39	172.99
600-699	161.00-227.00	203.50	227.00	600-699	102.49-191.99	162.99	191.99
500-599	142.50-239.99	208.40	239.99	500-599	119.99-182.00	156.20	182.00
400-499	161.00-247.99	215.30	247.99	400-499	139.99-180.00	165.99	180.00
399-	172.50-186.00	181.49	186.00				

**Stocker sale at Ontario Livestock Exchange, December 8, 2021 – 514 stockers**

Steers	Price Range	Average	Top	Heifers	Price Range	Average	Top
1000+	193.50-208.50	202.90	208.50		N/T		
900-999	198.00-216.00	206.86	216.00				
800-899	194.00-217.00	211.59	217.00				

Stocker sale at **Ontario Livestock Exchange: December 9, 2021 – 335** Stockers

Steers	Price Range	Average	Top	Heifers	Price Range	Average	Top
700-799	155.00-202.50	186.77	202.50	700-799	142.00-172.00	156.53	172.00
600-699	155.00-218.00	183.60	218.00	600-699	110.00-191.00	151.32	191.00
500-599	165.00-225.00	193.88	235.00	500-599	130.00-197.50	167.47	197.50
400-499	155.00-210.00	185.00	210.00	400-499	125.00-180.00	156.29	180.00
399-	145.00-190.00	166.00	215.00				

Stocker sale at **Ontario Stockyards Inc, December 9, 2021- 1,533** stockers

Steers	Price Range	Average	Top	Heifers	Price Range	Average	Top
1000+	94.00-185.00	147.06	185.00	900+	134.00-163.00	156.00	163.00
900-999	177.00-187.50	185.50	187.50	800-899	153.00-171.00	160.39	180.00
800-899	152.00-194.25	181.86	194.25	700-799	142.00-195.00	187.86	195.00
700-799	181.00-210.50	199.91	219.00	600-699	170.00-200.00	183.46	205.00
600-699	202.00-227.00	213.64	227.00	500-599	157.50-211.50	183.75	232.00
500-599	200.00-251.00	228.73	251.00	400-499	144.00-212.50	176.43	226.00
400-499	218.00-281.00	242.34	281.00	300-399	150.00-190.00	167.00	200.00
399-	195.00-252.50	218.03	252.50				

**ONTARIO STOCKER & FEEDER TRADE SPECIAL FALL SALE**

Stocker sale at **Denfield Livestock Exchange: December 4, 2021 – 270** Stockers

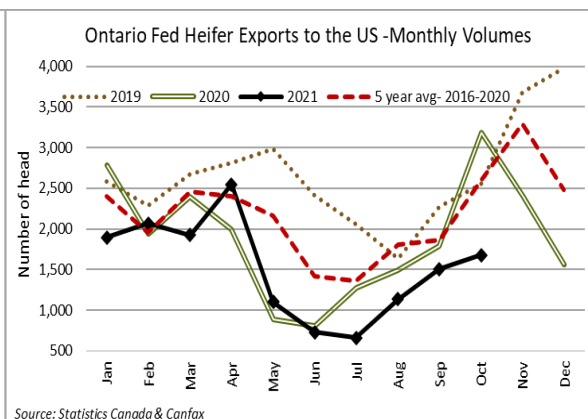
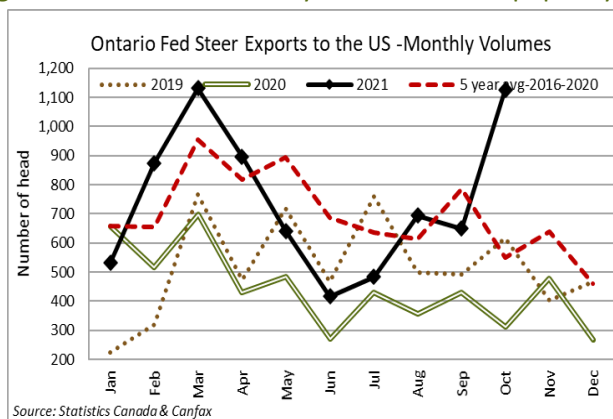
Steers	Price Range	Average	Top	Heifers	Price Range	Average	Top
700-799	190.00-210.00	206.61	231.00	800-899	177.00-187.00	185.86	187.00
600-699	199.00-210.00	207.83	226.00	700-799	171.50-196.00	178.77	196.00
500-599	190.00-219.00	213.44	219.00	600-699	191.00-199.00	196.36	205.00
400-499	181.00-235.00	210.35	249.00	500-599	169.00-207.00	185.67	207.00
300-399	205.00-255.00	221.54	261.00	400-499	173.00-185.00	176.95	215.00

**ONTARIO BRED COW SALES**

**Keady Livestock Market, December 3, 2021- 285** Bred cows & heifers, **38** Cow calf pairs (prices-per head & per pair)

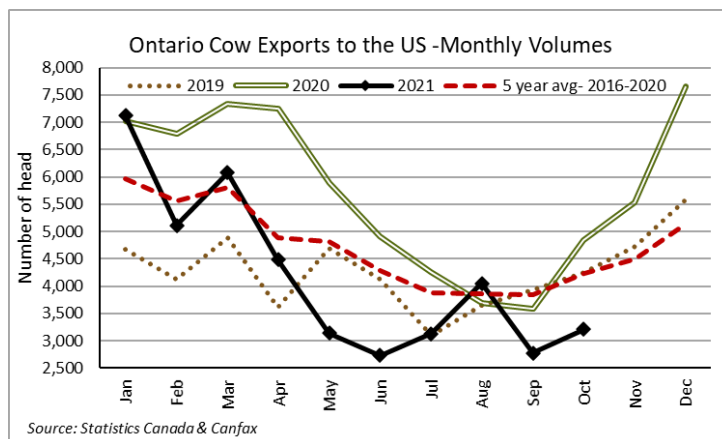
	Exotic and Exotic X	British and British X
Top quality bred heifers	\$2500-\$3775	\$2000-\$2600
Top quality bred cows	\$1700-\$2100	\$1600-\$1900
Avg quality cow/calf pairs	\$1800-\$2400	\$1600-\$1900

A strong active sale with keen buyer interest for top quality bred heifers and cows.



**CATTLE EXPORTS-ONTARIO**

	Week ending Nov 20, 2021	Week ending Nov 13, 2021	Year to Date 2021
Total live slaughter cattle exported from Ontario to the U.S.	2,045	1,972	100,046
Steers & Heifers & Cows	1,915	1,777	93,268
Bulls	130	195	6,778



### FEDERALLY INSPECTED CANADIAN PROCESSING

	Week Ending Dec 4, 2021	# of hd change from week ago	YTD	% Change (Week Ago)	% Change (Year Ago)
<b>Grand Total</b>	59,815	-2,442	3,042,910	-5%	+9%
<b>Western Slaughter</b>	45,282	-3,943	2,408,011	-8%	+10%
<b>Eastern Slaughter</b>	14,533	+501	634,899	+4%	+5%

### AVERAGE CARCASS WEIGHTS – CANADA

	Steers	Heifers
<b>Dec 4, 2021</b>	956	832
<b>Nov 27, 2021</b>	937	849
<b>Nov 28, 2020</b>	950	844

### USDA ESTIMATED CATTLE PROCESSING VOLUME

	Week Ending Dec 11, 2021	Previous Week	Year Ago
<b>Grand Total</b>	668,000	676,000	664,000

### QUEBEC ELECTRONIC AUCTION MARKET (F.O.B. THE FEEDLOT)

	Price	Change from Last Week
For the week ending December 9, 2021	269.50-270.25	+3.38

### ALBERTA DIRECT TRADE

Alberta's direct trade: for the week ending December 9, 2021

<b>Steers</b>	Live FOB	162.50	Rail FOB	273.50-274.50
<b>Heifers</b>	Live FOB	161.75	Rail FOB	273.50-275.50

### U.S. TRADE (U.S. funds)

The U.S. cash cattle trade: for the week ending December 9, 2021

Choice and Select Steers and Heifers:	Live	137.00-142.00
	Rail	218.00-221.00

### U.S. BOXED BEEF CUT-OUT VALUES (U.S. funds)

	Choice 600-900	Select 600-900
<b>Current Five Day Average</b>	268.72	255.39

### BEEF EXPORTS – CANADA

	<b>United States</b>	<i>Change from last year YTD</i>	<b>Mexico</b>	<i>Change from last year YTD</i>
	<i>Jan 1- Sep 30/21</i>		<i>Jan 1- Sep 30/21</i>	
Total	264,993 tonnes	+16% or +36,952 tonnes	17,694 tonnes	+104% or +9,002 tonnes
	<b>Japan</b>	<i>Change from last year YTD</i>	<b>China</b>	<i>Change from last year YTD</i>
	<i>Jan 1- Sep 30/21</i>		<i>Jan 1- Sep 30/21</i>	
Total	44,979 tonnes	+35% or +11,554 tonnes	15,138 tonnes	+118% or +8,190 tonnes

### LIVE CATTLE – CANADA

<b>IMPORTS</b>	<i>Import % change from 2020 YTD</i>	<b>EXPORTS</b>	<i>Export % change from 2020 YTD</i>		
<i>Jan 1- Sep 30/21</i>		<i>Jan 1- Nov 20/21</i>			
Pure bred	13,680	-	Slaughter steers & heifers & cows	396,839	-8%
Non-pure bred	307,786	+78%	Feeder cattle & calves	121,007	+13%
			Bulls	34,047	-11%

### BEEF PRODUCTION – CANADA

	<i>Jan 1 – Nov 27/21</i>	<i>Last Year Same Time</i>	<i>% Change</i>
Fed	1,035,319 tonnes	953,771 tonnes	+9%
Non-fed	140,903 tonnes	124,960 tonnes	+13%

### BEEF IMPORTS – CANADA

	<i>Jan 1 – Nov 27/21</i>	<i>Last Year Same Time</i>	<i>% Change</i>
United States	90,363 tonnes	100,084 tonnes	-10%
Non-CUSMA	29,126 tonnes	50,464 tonnes	-42%
EU-28 (beef/veal total)	13,166 tonnes	14,658 tonnes	-10%
Total	144,380 tonnes	175,096 tonnes	-18%

### CHICAGO MERCANTILE EXCHANGE

Closing quotes on futures today were as follows:

<b>Live Cattle</b>	<b>Feeder Cattle</b>	<b>Corn</b>	<b>Soybeans</b>	<b>Canadian \$</b>
<b>Dec</b> 136.85 +0.12	<b>Jan</b> 164.87 +0.80	<b>Dec</b> 5.884 +0.0	<b>Jan</b> 12.676 +3.2	<b>Spot</b> 78.55 -0.06
<b>Feb</b> 138.07 +0.27	<b>Mar</b> 165.30 +0.22	<b>Mar</b> 5.900 -1.6	<b>Mar</b> 12.742 +2.0	<b>Dec</b> 78.55 -0.06
<b>Apr</b> 141.87 +0.65	<b>Apr</b> 168.20 +0.35	<b>May</b> 5.920 -1.2	<b>May</b> 12.816 +3.0	<b>Mar</b> 78.57 -0.06
<b>Jun</b> 137.50 +0.60	<b>May</b> 170.10 +0.37	<b>Jul</b> 5.910 -0.6	<b>Jul</b> 12.880 +3.2	<b>Jun</b> 78.53 -0.06
<b>Aug</b> 136.02 +0.32	<b>Aug</b> 177.75 +0.62	<b>Sep</b> 5.642 -0.4	<b>Aug</b> 12.804 +2.4	<b>Sep</b> 78.42 -0.05
<b>Oct</b> 138.72 +0.17	<b>Sep</b> 178.02 +0.52	<b>Dec</b> 5.510 -1.2	<b>Sep</b> 12.602 +1.4	<b>Dec</b> 78.31 -0.05

Beef Farmers of Ontario, 130 Malcolm Road, Guelph, ON N1K 1B1 Phone: (519) 824-0334 Fax: (519) 824-9161 or email: [markets@ontariobeef.com](mailto:markets@ontariobeef.com)

### ONTARIO STOCKER & FEEDER TRADE SPECIAL FALL SALES

Dec 11	12:00 pm	Ontario Stockyards Inc	Bred Cow Sale
Dec 15	10:00 am	Kawartha Lakes Community Sale Barn	Fall Stocker Sale

### Comments for the week ending December 9<sup>th</sup>

Receipts of fed steers and heifers sold through auction markets this week were light and steady to last week at 324 head, but 151 fewer than this time last year. Fed steers ranged from \$152.48-\$168.11 averaging \$160.17 up \$0.96 from last week and \$24.54 stronger than year ago prices. Fed heifers ranged from \$152.82-\$165.71 averaging \$160.35 up \$5.50 from last week's weighted average and \$29.31 above year ago prices. Auction markets reported trade as active with prices steady to \$1.00-\$3.00 cwt higher.

The Ontario railgrade trade saw prices improve as the week progressed. The previous Friday there was no new trade reported with bids sitting at \$270.00 dressed. By Monday, trade was surfacing from \$270.00-\$275.00 dressed for steers and \$270.00-\$274.00 for heifers. Wednesday's sales were reported from \$275.00-\$278.00 delivered for steers, few at \$280.00, with heifers from \$274.00-\$275.00. Delivery of the cattle sold this week is reported for one to three weeks out. This week's average prices are up \$3.75 from last week and \$43.50 above year ago prices.

The Boxed Beef report by Kevin Grier notes Spot Market Canadian Product Availability: "The Cargill labor agreement takes the uncertainty out of the supply side of the market. The High River plant did not harvest on Friday, but they probably will this coming Saturday. Cargill in Guelph worked on Saturday. Generally Canadian beef supplies will probably be seen as very tight this week as packers easily move product to the U.S."

Federally inspected processing volumes in Ontario the week ending December 4<sup>th</sup> totalled 13,101 head which is the third largest weekly volume in 2021. Comparing week to week data, it is the largest volume since 2013 for this specific week. Steer volumes were up 3.6% from the previous week, heifers up 13% and cull cow volumes down 4.5% from the previous week.

Continued large offerings of cull cows sold at auction markets this week at 3,985 head, up 219 from last week's large run and 784 more than last year at this time. This is the largest weekly volume of cull cows sold through auction markets since the week ending January 17, 2014. Beef cow volumes this week were up around 20% from last week, but just 15% of the weekly offering. Cows sold from \$43.18-\$65.27 averaging \$52.92 up \$0.86 from last week but \$3.96 easier than last year at this time. Auction markets reported trade as steady to the week's decline on a selective demand to start. As the week progressed, trade was mainly steady with a couple of markets noting stronger prices, up \$2.00-\$3.00 cwt. By week's end, trade was steady to stronger, up \$1.00-\$2.00 cwt.

There were 5,182 stocker and feeder cattle sold through auction markets this week, down 993 head from last week and 1,125 fewer than this time last year. Auction markets reported calves as steady on good quality and vaccinated types, with second cut and non-vaccinated calves selling easier. By week's end, trade was steady to stronger on a good demand. Heavier cattle were noted as selling actively at steady to strong prices. Actual average prices this week saw steers 400-500 lbs up \$23.06, 500-600 lbs up \$7.59, 600-700 lbs up \$7.62, 700-800 lbs up \$5.62, 800-900 lbs up \$6.28, 900-1000 lbs down \$2.81 and steers 1000 lbs down \$1.02 from last week. Heifers from 300-400 lbs were down \$8.38 from last week on average, 400-500 lbs down \$2.28, 500-600 lbs up \$0.48, 600-700 lbs up \$2.32, 700-800 lbs up \$5.60, 800-900 lbs down \$14.06 but heifers 900 lbs and over averaged \$2.37 stronger than last week on average.

The Quebec electronic market this week ranged from \$269.50-\$270.25 dressed on a picked-up basis, up \$3.38 from the previous week's trade on average.

Alberta direct trade on Wednesday was light with Canfax reporting sales from \$275.00-\$276.00 cwt delivered on a dressed basis, fully steady to \$1.00 higher than last week's trade. Moderate trade was noted by Canfax on Thursday at \$276.00 delivered on a dressed basis, with some deals from \$161.75-\$162.50 live on a picked-up basis, \$1.00 above last week.

The U.S. cash cattle trade for the week ending December 3<sup>rd</sup> saw the majority of business take place on Thursday. According to the USDA Mandatory Price Report, business in the south ranged from \$135.00-\$143.00 live. Steers averaged \$140.44 live, up \$2.27 from the previous week, while live heifers averaged \$140.89, up \$3.03. Trade in the north ranged from \$215.00-\$221.00 dressed. Steers averaged \$219.97 dressed, up \$3.96 from the previous week and heifers averaged \$219.87 dressed, up \$3.34 from the week before.

The US cash cattle trade this week was very quiet to start with just a few sales noted in the north at \$220.00 dressed and a few live sales from \$140.00-\$141.00 live, but not nearly enough to establish a market. Thursday, light to moderate trade developed in all feeding states. Trade in the south was mostly \$140.00, steady to \$2.00 cwt lower than the majority of last week's southern deals. In the north dressed trade was reported from \$219.00-\$220.00 dressed, mainly \$220.00 which is fully steady, while live trade was from \$138.00-\$139.00 down \$2.00 from last week's northern sales. Some clean up trade could still develop today but it appears the market is established.