



## Weekly Market Information Report for the week ending Thursday December 16, 2021

The following information is collected from various sources and disseminated by Beef Farmers of Ontario.

### ONTARIO DIRECT TO PACKER RAILGRADE CATTLE TRADE

Prices are on a carcass weight basis before grade and weight discounts. Weekly Range:

A Grade Steers	277.00-280.00
A Grade Heifers	277.00-280.00

### ONTARIO LIVE CATTLE TRADE

Ontario auction sales this week saw weighted average price ranges for:

FED CATTLE	Volume	Price Range	Average	Top	Last Week Avg
Large Frame Steers +1250	33	137.91-157.02	149.18	173.00	155.41
Medium Frame Steers +1250	89	143.58-169.43	157.01	194.00	160.80
Large & Medium Frame Steers +1250	122	141.45-165.05	157.00	194.00	160.17
Large Frame Heifers +1000	32	150.56-163.22	157.19	179.00	155.75
Medium Frame Heifers +1000	44	150.24-159.76	155.62	173.00	160.67
Large & Medium Frame Heifers +1000	76	147.63-162.26	156.12	179.00	160.35
Fed steers, Dairy & Dairy Cross +1250	94	120.23-140.46	130.00	158.25	133.65
Fed heifers, Dairy & Dairy Cross +1000	111	84.06-126.09	105.32	159.00	107.69
Cows - All Weights	3,182	44.65-69.41	55.68	144.00	52.92
Bulls - All Weights	114	64.72-98.88	82.93	133.00	81.91

### STOCKERS - Large and Medium Frame

STEERS	Volume	Price Range	Average	Top	Last Week Avg
1000+	342	166.64-204.90	183.36	213.00	193.61
900-999	354	178.49-205.03	195.87	212.50	198.67
800-899	228	167.49-196.59	184.39	209.00	192.33
700-799	394	170.74-207.31	193.17	213.00	189.56
600-699	548	179.34-224.85	205.16	234.50	204.44
500-599	478	180.62-238.23	209.63	262.50	216.10
400-499	245	203.59-249.77	227.60	181.00	226.68
-399	62	199.74-251.06	233.38	340.00	208.36

### STOCKERS - Large and Medium Frame

HEIFERS	Volume	Price Range	Average	Top	Last Week Avg
+900	310	145.81-173.23	159.35	185.00	162.43
800-899	140	143.83-175.53	161.12	189.00	157.22
700-799	177	137.27-172.11	157.21	186.00	163.57
600-699	366	139.83-182.07	168.22	204.00	168.91
500-599	413	161.75-193.47	179.49	220.99	173.00
400-499	222	160.48-202.85	186.11	237.50	171.17
300-399	52	152.18-202.88	184.53	228.00	150.05
-299	16	159.38-170.06	163.05	275.00	142.50

At Kawartha Lakes Community Sale Barn: December 11, 2021 – 215 cows, 6 bulls, 35 veal, 46 stockers, 8 Fed Cattle

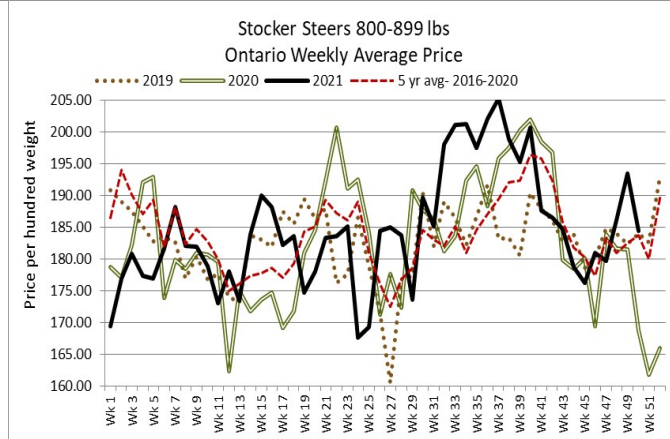
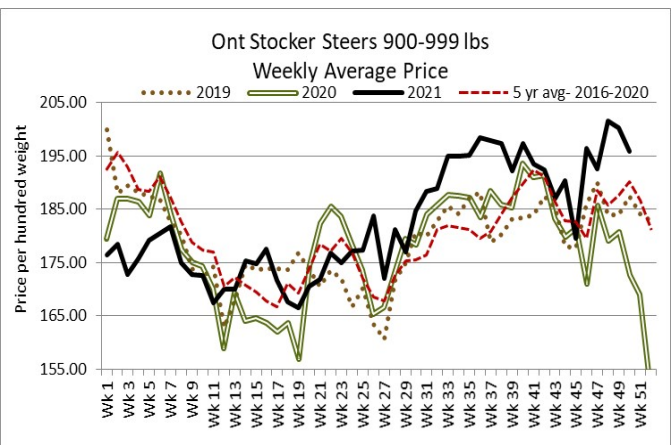
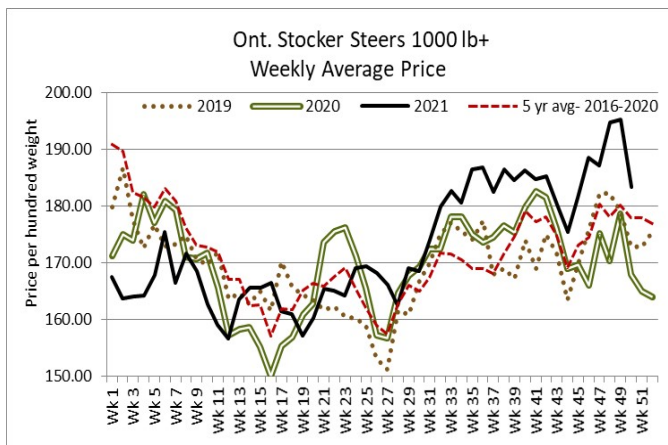
	Price Range	Avg.	Top
Cows	47.00-90.00	56.89	103.00
Veal 600 lbs plus	127.50-158.00	134.02	158.00
Veal 125 lbs or less	60.00-140.00	85.65	140.00

**Denfield Livestock Exchange Inc., December 14, 2021: 84 Fed Cattle, 21 Veal, 133 Cows, 3 Bulls, 10 stockers**

	Price Range	Average	Top
Large & Medium Frame Fed Steers +1250 lbs	156.50-169.50	165.27	194.00
Large & Medium Frame Fed Heifers +1000 lbs	157.00-166.00	162.31	179.00
Cows	42.00-63.50	52.55	89.00
Veal calves 600 lbs +	136.00-152.00	145.39	153.00

**At Aylmer Stockyards Inc.: December 15, 2021 – 60 veal, 344 Cows, 38 fed cattle, 7 stockers**

	Price Range	Average	Top
Fed Steers, Dairy & Dairy Cross 1250 lbs +	117.50-135.49	127.00	135.49
Fed Heifers, Dairy & Dairy Cross 1000 lbs +	101.00-132.49	117.90	132.49
Cows	35.99-80.00	56.99	126.00
Veal over 600 lbs	91.00-164.99	133.20	164.99



**ONTARIO STOCKER & FEEDER TRADE**

**Stocker sale at Brussels Livestock: December 12, 2021 – 1,283 Stockers**

Steers	Price Range	Average	Top	Heifers	Price Range	Average	Top
1000+	169.00-208.00	195.62	208.00	900+	162.00-184.00	171.45	185.00
900-999	189.00-210.00	203.26	210.00	800-899	169.25-186.00	175.89	186.00
800-899	176.00-205.75	197.05	209.00	700-799	149.00-183.00	170.30	183.00
700-799	181.00-213.00	201.64	213.00	600-699	145.00-178.00	166.99	204.00
600-699	198.00-225.00	213.34	225.00	500-599	157.50-191.00	177.23	194.00
500-599	205.00-230.00	217.83	230.00	400-499	180.00-202.00	193.07	202.00
400-499	220.00-254.00	233.99	254.00	300-399	172.50-223.00	197.11	223.00
399 or less	248.00-272.00	265.06	272.00	299-	202.50-211.00	206.75	211.00

Stocker sale at: **Community Livestock Exchange: December 14, 2021 – 174 Stockers**

Steers	Price Range	Average	Top	Heifers	Price Range	Average	Top
600-699	135.00-227.00	194.79	227.00	500-599	117.99-180.00	150.60	220.99
500-599	139.99-256.00	206.99	256.00	400-499	117.50-189.99	145.79	189.99
400-499	204.99-275.0	250.80	275.00				

Last sale of 2021. Next regular sale is on Tuesday January 4, 2022

Stocker sale at: **Keady Livestock Market: December 14, 2021 – 457 Stockers**

Steers	Price Range	Average	Top	Heifers	Price Range	Average	Top
900-999	193.00-206.25	203.20	206.25	900+	140.00-183.00	166.92	183.00
800-899	170.00-198.50	184.52	198.50	800-899	113.00-189.00	149.43	189.00
700-799	185.00-194.00	188.22	194.00	700-799	167.00-177.00	169.28	177.00
600-699	210.00-231.00	216.51	232.00	600-699	160.00-198.00	181.06	198.00
500-599	192.00-240.00	218.85	244.00	500-599	185.00-210.00	197.62	214.00
400-499	222.50-257.00	237.13	257.00	400-499	212.50-221.00	215.88	221.00
399-	201.00-265.00	243.67	265.00	300-399	220.00-228.00	224.00	228.00

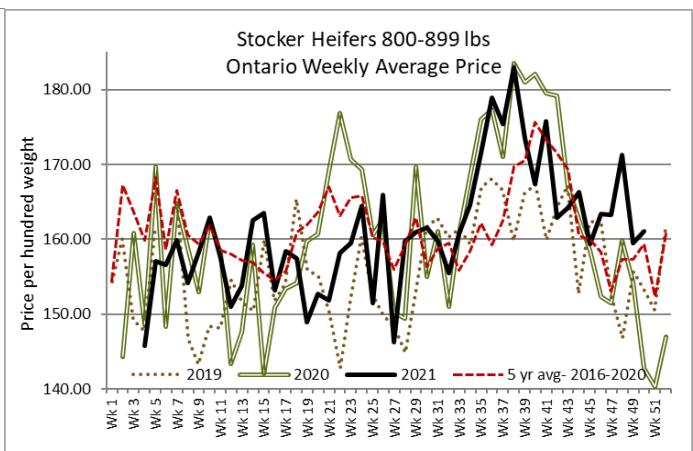
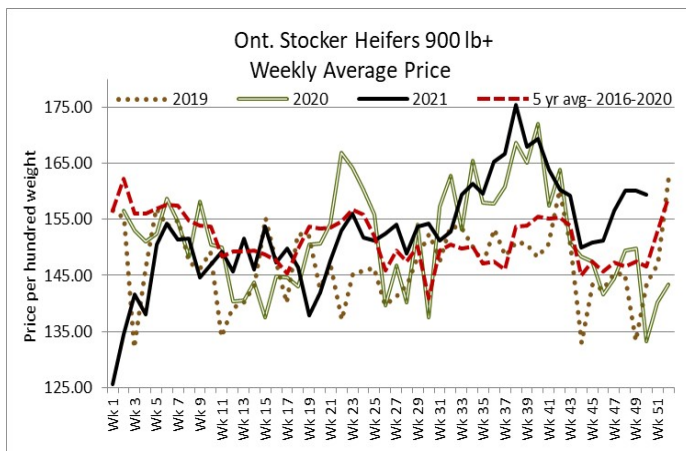
This is the final sale of 2021. The next regular sale is scheduled for Tuesday January 11, 2022 at 10:00 am!

Stocker sale at: **Renfrew Pontiac Livestock: December 14, 2021 – 392 Stockers**

Steers	Price Range	Average	Top	Heifers	Price Range	Average	Top
800-899	169.99-192.99	182.29	192.99	700-799	110.00-167.99	136.80	167.99
700-799	150.00-208.00	188.30	208.00	600-699	102.49-183.00	164.90	183.00
600-699	165.99-225.99	210.0	225.99	500-599	117.50-182.00	165.79	182.00
500-599	162.50-247.00	204.00	247.00	400-499	139.99-189.99	170.70	189.99
400-499	193.99-225.00	210.80	225.00	300-399	160.00-200.00	185.69	200.00
399-	214.99-242.49	227.19	242.49				

Stocker sale at **Ontario Livestock Exchange, December 15, 2021 – 523 stockers**

Steers	Price Range	Average	Top	Heifers	Price Range	Average	Top
1000+	176.00-213.00	188.79	213.00	900+	130.00-161.00	151.11	161.00
900-999	184.50-212.50	202.55	212.50				
800-899	180.00-200.00	86.65	200.00				



**ONTARIO STOCKER & FEEDER TRADE SPECIAL STOCKER SALES**

Stocker sale at: **Kawartha Lakes Community Sales Barn, December 15, 2021 – 275 Stockers**

Steers	Price Range	Average	Top	Heifers	Price Range	Average	Top
800-899	143.00-187.00	164.37	187.00	600-699	160.00-193.00	176.77	193.00
700-799	165.00-211.00	184.65	211.00	500-599	172.00-208.00	186.05	208.00
600-699	182.50-232.00	211.09	232.00	400-499	150.00-214.00	196.34	214.00
500-599	200.0-246.50	220.18	246.50				
400-499	220.00-281.00	236.03	281.00				
399-	165.00-240.00	212.06	240.00				

Stockers sold actively on a good demand.

### ONTARIO BRED COW SALES

Ontario Stockyards Inc, December 11, 2021- 402 Bred cows & heifers, 41 Cow calf pairs(prices-per head/per pair)

	Exotic and Exotic X	British and British X
Top quality bred cows	\$1600-\$2100	\$1600-\$2050
Avg quality bred cows	\$1400-\$1600	\$1400-\$16.00
Bred heifers	N/T	\$1850-\$2300
Avg quality cow/calf pairs	\$1900-\$2300	\$1800-\$2100

Cows traded with excellent buyer support on a strong market.

### CATTLE EXPORTS-ONTARIO

	Week ending Nov 27, 2021	Week ending Nov 20, 2021	Year to Date 2021
Total live slaughter cattle exported from Ontario to the U.S.	1,676	2,045	101,722
Steers & Heifers & Cows	1,590	1,915	91,858
Bulls	86	130	6,864

### FEDERALLY INSPECTED CANADIAN PROCESSING

	Week Ending Dec 11, 2021	# of hd change from week ago	YTD	% Change (Week Ago)	% Change (Year Ago)
Grand Total	61,553	+1,738	3,104,463	+3%	+8%
Western Slaughter	48,056	+2,774	2,456,067	+6%	+9%
Eastern Slaughter	13,497	-1,036	648,396	-7%	+5%

### AVERAGE CARCASS WEIGHTS – CANADA

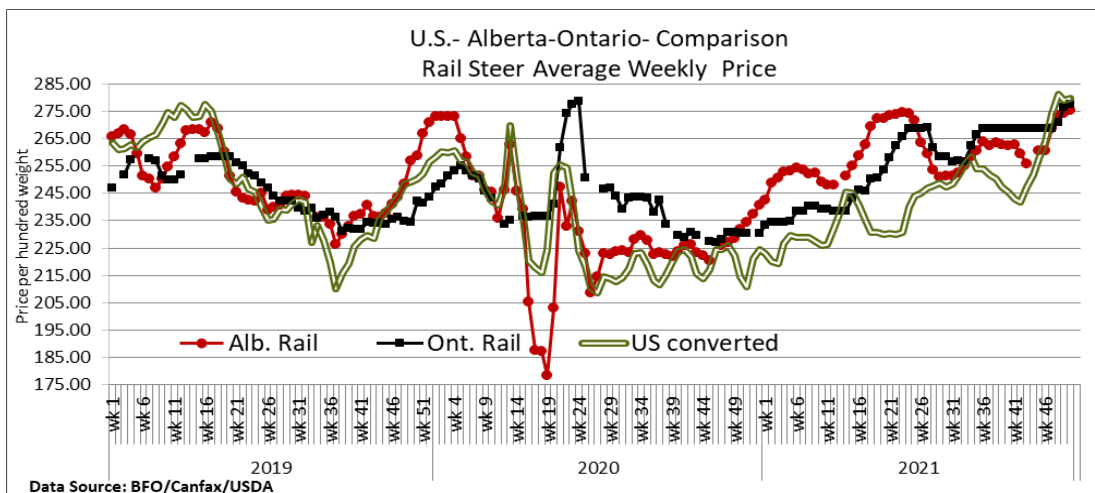
	Steers	Heifers
Dec 11, 2021	941	843
Dec 4, 2021	956	832
Dec 5, 2020	948	861

### USDA ESTIMATED CATTLE PROCESSING VOLUME

	Week Ending Dec 18, 2021	Previous Week	Year Ago
Grand Total	657,000	668,000	655,000

### QUEBEC ELECTRONIC AUCTION MARKET (F.O.B. THE FEEDLOT)

	Price	Change from Last Week
For the week ending December 16, 2021	277.00-281.25	+8.18



### ALBERTA DIRECT TRADE

Alberta's direct trade: for the week ending December 16, 2021

<b>Steers</b>	Live <b>FOB</b>	165.00	Rail <b>FOB</b>	274.00-276.75
<b>Heifers</b>	Live <b>FOB</b>	N/T	Rail <b>FOB</b>	276.50-276.75

### U.S. TRADE (U.S. funds)

The U.S. cash cattle trade: for the week ending December 16, 2021

Choice and Select Steers and Heifers:	Live	134.00-140.00
	Rail	216.00-220.00

### U.S. BOXED BEEF CUT-OUT VALUES (U.S. funds)

	<b>Choice</b>	<b>Select</b>
	<b>600-900</b>	<b>600-900</b>
<b>Current Five Day Average</b>	262.34	250.05

### BEEF EXPORTS – CANADA

	<b>United States</b>	<i>Change from last year YTD</i>	<b>Mexico</b>	<i>Change from last year YTD</i>
	<i>Jan 1- Oct 30/21</i>		<i>Jan 1- Oct 30/21</i>	
Total	299,052 tonnes	+16% or +42,125 tonnes	19,672 tonnes	+84% or +8,980 tonnes
	<b>Japan</b>	<i>Change from last year YTD</i>	<b>China</b>	<i>Change from last year YTD</i>
	<i>Jan 1- Oct 30/21</i>		<i>Jan 1- Oct 30/21</i>	
Total	51,663 tonnes	+41% or +14,927 tonnes	17,359 tonnes	+109% or +9,050 tonnes

### LIVE CATTLE – CANADA

<b>IMPORTS</b>		<i>Import % change</i>	<b>EXPORTS</b>		<i>Export % change</i>
<i>Jan 1- Oct 30/21</i>		<i>from 2020 YTD</i>	<i>Jan 1- Dec 4/21</i>		<i>from 2020 YTD</i>
Pure bred	14,511	-	Slaughter steers & heifers & cows	419,960	-8%
Non-pure bred	348,846	+65%	Feeder cattle & calves	129,686	+17%
			Bulls	35,063	-12H%

### BEEF PRODUCTION – CANADA

	<i>Jan 1 – Dec 4/21</i>	<i>Last Year Same Time</i>	<i>% Change</i>
Fed	1,077,342 tonnes	999,585 tonnes	+8%
Non-fed	147,223 tonnes	131,328 tonnes	+12%

### BEEF IMPORTS – CANADA

	<i>Jan 1 – Dec 4/21</i>	<i>Last Year Same Time</i>	<i>% Change</i>
United States	96,323 tonnes	103,661 tonnes	-7%
Non-CUSMA	29,888 tonnes	50,852 tonnes	-41%
EU-28 (beef/veal total)	13,724 tonnes	14,915 tonnes	-8%
Total	152,161 tonnes	181,101 tonnes	-16%

### CHICAGO MERCANTILE EXCHANGE

Closing quotes on futures today were as follows:

<b>Live Cattle</b>		<b>Feeder Cattle</b>		<b>Corn</b>		<b>Soybeans</b>		<b>Canadian \$</b>	
<b>Dec</b>	134.75 -0.52	<b>Jan</b>	160.25 -2.32	<b>Mar</b>	5.932 +2.0	<b>Jan</b>	12.82 +8.0	<b>Spot</b>	77.64 -0.50
<b>Feb</b>	136.42 -0.62	<b>Mar</b>	161.70 -2.62	<b>May</b>	5.942 +1.4	<b>Mar</b>	12.884 +10.2	<b>Mar</b>	77.65 -0.50
<b>Apr</b>	140.60 -0.35	<b>Apr</b>	164.87 -2.40	<b>Jul</b>	5.926 +1.0	<b>May</b>	12.934 +9.4	<b>Jun</b>	77.61 -0.49
<b>Jun</b>	136.05 -0.50	<b>May</b>	167.25 -2.10	<b>Sep</b>	5.622 -0.6	<b>Jul</b>	12.992 +9.0	<b>Sep</b>	77.51 -0.49
<b>Aug</b>	134.85 -0.82	<b>Aug</b>	175.52 -1.35	<b>Dec</b>	5.464 -0.6	<b>Aug</b>	12.890 +6.6	<b>Dec</b>	77.41 -0.48
<b>Oct</b>	137.57 -0.75	<b>Sep</b>	176.47 -1.50	<b>Mar</b>	5.536 -0.6	<b>Sep</b>	12.640 +3.4	<b>Mar</b>	77.30 -0.48

Beef Farmers of Ontario, 130 Malcolm Road, Guelph, ON N1K 1B1 Phone: (519) 824-0334 Fax: (519) 824-9161 or email: [markets@ontariobeef.com](mailto:markets@ontariobeef.com)



## **ONTARIO STOCKER & FEEDER TRADE SPECIAL FALL SALES**

Jan 12	10:00 am	Kawartha Lakes Community Sales Barn	Special Stocker Sale
Jan 21	11:00 am	Community Livestock Exchange	Quinte Cattlemen's Vaccinated Stocker Sale
Feb 9	10:00 am	Kawartha Lakes Community Sales Barn	Peterborough/Victoria Counties Sale- 90% vacc

### **Comments for the week ending December 16<sup>th</sup>**

Much lighter receipts of fed steers and heifers came to market this week with just 198 head sold through auctions, down 126 head from last week and 122 fewer than this time last year. Fed steers ranged from \$141.45-\$165.05 averaging \$157.00 down \$3.17 from last week but \$30.29 above year ago prices. Fed heifers sold from \$147.63-\$162.26 averaging \$156.12 down \$4.23 from last week but \$27.61 stronger than last year at this time. Auction markets reported prices as fully steady to \$1.00 cwt stronger, with quality considered on light receipts. The market topped the week at \$194.00 for steers and \$179.00 for heifers.

The Ontario railgrade trade has been light this week with no trade reported the previous Friday, the beginning of this reporting period. Bids were sitting at \$275.00-\$278.00 dressed for steers and \$274.00 for heifers but sellers showed no interest. On Monday trade was reported at \$278.00 for steers and \$277.00 for heifers. By Wednesday sales were noted from \$277.00-\$278.00 for steers with a few at \$280.00 dressed. Heifers were noted at \$277.00, with a few at \$280.00. Overall average prices this week are up \$2.25 for steers and \$3.75 for heifers, with delivery in one to two weeks. Last year at this time there was no trade reported.

Considerably lower volumes of cull cows sold through auction markets this week with volumes more in line with this time of year. 3,182 fed/cull cows were sold down 803 from last week and 207 more than this time last year. Cows sold from \$44.65-\$69.41 averaging \$55.68 up \$2.76 from last week and \$5.87 above year ago prices. Auction markets reported active trading with prices steady to stronger, with spots up to \$5.00 cwt higher.

4,347 stocker and feeder cattle sold through auction markets this week down 835 from last week and 242 fewer than the same week last year. Auction markets reported good quality calves as fully steady to stronger to start, with choice calves up \$3.00-\$5.00. As the week progressed, trade was holding steady. Yearlings were reported as steady to fully steady right across the board. Actual average prices this week saw steers 400-500 lbs up \$0.92, 500-600 lbs down \$6.47, 600-700 lbs up \$0.72, 700-800 lbs up \$3.61, 800-900 lbs down \$7.94, 900-1000 lbs down \$2.80 and steers 1000 lbs down \$10.25 from last week's weighted average prices. Heifers from 300-400 lbs were up \$34.48 from last week on average, 400-500 lbs up \$14.94, 500-600 lbs up \$6.49, 600-700 lbs down \$0.69, 700-800 lbs down \$6.36, 800-900 lbs up \$3.90 and heifers 900 lbs and over averaged \$3.08 lower than last week on average.

The Quebec electronic market this week ranged from \$277.00-\$281.25 dressed on a picked-up basis, up \$8.18 from the previous week's trade on average.

Alberta direct trade was light this week with Canfax reporting sales from \$275.00-\$278.00, mostly \$278.00 delivered on a dressed basis, up \$1.0-\$3.00 cwt from last week. Canfax notes: "Cattle that traded this week were being scheduled for the week of January 10th and 17th delivery. Alberta fed prices did set new annual price highs this week."

The U.S. cash cattle trade for the week ending December 10th took place mainly Wednesday and Thursday with southern deals from \$139.00-\$140.00 live, most at \$140.00 steady to \$1.00 below the previous week. In the north dressed deals ranged from \$217.00-\$221.00, mainly \$220.00 which is fully steady, with a few live deals from \$138.00-\$140.00 live. Overall, for the week prices reported by the USDA Mandatory Price report saw steers average \$139.69 live down \$0.75 while heifers averaged \$139.65 down \$1.24. On the rail steers averaged \$219.71 dressed, down \$0.26 from the previous week while heifers averaged \$219.94 up \$0.07.

The US cash cattle trade this week has been light with deals in the south from \$134.00-\$140.00, mainly \$136.00-\$138.00 down \$2.00-\$3.00 cwt from last week. In the north trade was reported from \$216.00-\$220.00 dressed, most from \$218.00-\$220.00 which is steady to \$2.00 cwt easier. At time of reporting a couple of hundred head have sold in Colorado while the rest of the country is quiet. Some more clean up deals could surface this afternoon with asking prices on the remaining cattle at \$138.00 live in the south and \$220.00 plus dressed in the north.