



## WEEKLY MARKET INFORMATION REPORT – FOR THE WEEK ENDING THURSDAY AUGUST 7, 2025

The following information is collected from various sources and disseminated by Beef Farmers of Ontario.

### ONTARIO DIRECT TO PACKER RAILGRADE CATTLE TRADE

Prices are on a carcass weight basis before grade and weight discounts:

A Grade Steers      **527.00**  
A Grade Heifers      **527.00**

### ONTARIO LIVE CATTLE TRADE

Ontario auction sales this week saw weighted average price ranges for:

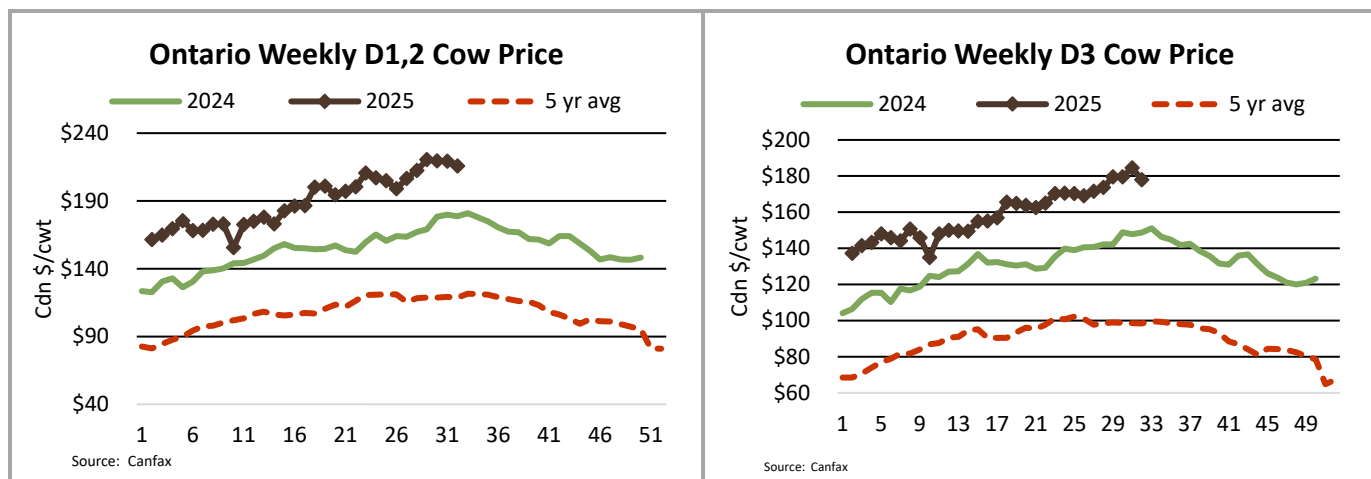
FED CATTLE	Volume	Price Range	Average	Top	Last Week Avg
Large Frame Steers +1250	52	322.72-337.93	329.82	340.00	323.87
Medium Frame Steers +1250	72	304.28-331.90	317.24	339.00	311.88
Large & Medium Frame Steers +1250	124	310.02-335.48	323.37	340.00	318.43
Large Frame Heifers +1000	86	304.26-334.18	323.94	350.00	321.50
Medium Frame Heifers +1000	63	293.58-325.51	314.22	348.00	312.86
Large & Medium Frame Heifers +1000	149	300.25-333.41	319.88	350.00	316.89
Fed steers, Dairy & Dairy Cross +1250	90	251.09-287.28	275.86	329.00	279.71
Fed heifers, Dairy & Dairy Cross +1000	75	212.26-287.56	247.89	335.00	251.38
Cows - All Weights	1177	160.12-235.78	195.88	298.00	200.87
Bulls - All Weights	90	228.85-286.05	257.07	333.75	251.37

#### STOCKERS - Large and Medium Frame

STEERS	Volume	Price Range	Average	Top	Last Week Avg
1000+	699	398.69-440.28	415.79	451.00	404.37
900-999	218	405.13-446.28	427.86	481.00	430.36
800-899	271	461.82-542.00	502.06	575.00	467.66
700-799	143	466.43-530.13	506.54	595.00	484.96
600-699	178	468.79-611.74	556.30	662.00	527.21
500-599	202	499.26-657.50	586.93	720.00	587.12
400-499	119	511.42-733.65	651.72	775.00	650.41
<399	73	533.39-923.99	796.55	1700.00	735.80

#### STOCKERS - Large and Medium Frame

HEIFERS	Volume	Price Range	Average	Top	Last Week Avg
+900	286	347.67-398.94	375.48	412.50	376.72
800-899	127	398.77-429.79	415.26	470.00	412.89
700-799	147	420.05-477.07	444.02	520.00	436.46
600-699	126	407.24-538.63	478.70	605.00	452.27
500-599	108	463.22-573.38	525.86	620.00	526.81
400-499	82	448.41-603.60	521.75	710.00	585.53
300-399	45	599.44-754.22	687.98	900.00	616.92
<299	N/A	N/A	N/A	N/A	865.00



At Kawartha Lakes Community Sale Barn: **Aug 2, 2025 – 114 cows, 6 fed, 10 bulls, 71 veal, 36 stockers**

	Price Range	Avg.	Top
<b>Cows</b>	168.00-245.00	199.21	262.50
<b>Bulls under 1600 lbs</b>	200.00-343.22	271.06	343.22
<b>Bulls over 1600 lbs</b>	215.00-276.00	244.53	276.00
<b>Veal calves over 600 lbs</b>	280.00-335.00	293.63	335.00
<b>Veal Calves 125 lbs &amp; under</b>	550.00-1500.00	923.44	1750.00

At Denfield Livestock Exchange Inc.: **Aug 5, 2025 – 131 Fed Cattle, 47 Cows, 7 Bulls, 6 Veals, 78 Drop Calves**

	Price Range	Average	Top
<b>Large &amp; Medium Frame Fed Steers +1250 lbs</b>	322.00-339.00	328.36	340.00
<b>Large &amp; Medium Frame Fed Heifers +1000 lbs</b>	317.00-335.00	329.22	348.50
<b>Fed Steers, Dairy &amp; Dairy Cross +1250 lbs</b>	267.50-329.00	313.93	329.00
<b>Fed Heifers, Dairy &amp; Dairy Cross +1000 lbs</b>	248.00-324.75	315.11	324.75
<b>Cows</b>	159.00-238.00	198.93	258.00
<b>Bulls under 1600 lbs</b>	267.00-295.00	280.25	295.00
<b>Bulls over 1600 lbs</b>	238.00-269.00	258.00	269.00

At Aylmer Stockyards Inc.: **August 6, 2025 – 20 Fed cattle, 15 Stockers, 127 Cows, 2 Bulls, 18 Veal**

	Price Range	Average	Top
<b>Fed Heifers, dairy &amp; dairy cross 1000+ lbs</b>	200.99-335.00	242.09	335.00
<b>Cows</b>	130.00-264.99	201.20	285.99
<b>Veal 600 lbs and over</b>	285.00-475.00	353.10	475.00

## ONTARIO STOCKER & FEEDER TRADE

Stocker sale at Brussels Livestock: **Aug 1, 2025 – 715 Stockers**

Steers	Price Range	Average	Top	Heifers	Price Range	Average	Top
<b>1000+</b>	371.00-409.00	392.62	413.00				
<b>900-999</b>	396.00-434.00	410.58	462.50	<b>900+</b>	350.00-400.50	378.44	401.00
<b>800-899</b>	425.00-498.00	468.67	498.00	<b>800-899</b>	405.50-450.00	425.42	450.00
<b>700-799</b>	482.50-517.50	494.54	530.00	<b>700-799</b>	440.00-465.00	448.26	465.00
<b>600-699</b>	540.00-600.00	567.77	600.00	<b>600-699</b>	410.00-510.00	473.37	545.00
<b>500-599</b>	582.00-652.50	610.38	652.50	<b>500-599</b>	500.00-520.00	506.40	520.00
<b>400-499</b>	560.00-725.00	648.38	725.00	<b>400-499</b>	430.00-540.00	501.00	645.00

Stocker sale at Hoard's Station Sale Barn: **Aug 5, 2025: 118 Stockers**

Steers	Price Range	Average	Top	Heifers	Price Range	Average	Top
<b>600-699</b>	304.99-572.49	500.19	572.49	<b>600-699</b>	350.00-504.99	462.39	504.99
<b>500-599</b>	350.00-617.49	516.80	617.49	<b>500-599</b>	385.00-600.00	552.40	600.00
<b>400-499</b>	400.00-732.50	635.20	732.50	<b>400-499</b>	275.00-542.49	334.79	640.00

Stocker sale at Keady Livestock Market: **Aug 5, 2025: 469 Stockers**

Steers	Price Range	Average	Top	Heifers	Price Range	Average	Top
1000+	410.00-451.00	429.79	451.00				
900-999	432.00-481.00	465.60	481.00				
800-899	502.50-575.00	531.43	575.00	800-899	417.50-419.00	418.67	427.50
700-799	540.00-595.00	585.37	595.00				
600-699	617.50-662.50	630.88	662.50				
500-599	450.00-700.00	631.67	700.00	500-599	542.50-575.00	550.63	575.00

Stocker sale at Renfrew Pontiac Livestock: **Aug 5, 2025: 122 Stockers**

Steers	Price Range	Average	Top	Heifers	Price Range	Average	Top
				700-799	385.00-450.00	425.10	450.00
600-699	429.99-657.50	592.10	657.50	600-699	429.99-540.00	473.20	540.00
500-599	545.00-670.00	621.69	670.00	500-599	320.00-565.00	472.20	565.00
400-499	620.00-759.99	652.59	759.99	400-499	529.99-690.00	594.70	690.00
<399	450.10-1000.00	673.59	1100.00				

Stocker sale at Ontario Livestock Exchange: **August 6, 2025 – 689 Stockers**

Steers	Price Range	Average	Top	Heifers	Price Range	Average	Top
1000+	405.00-447.50	419.32	447.50				
900-999	430.00-468.00	453.14	468.00	900+	357.50-412.50	383.51	412.50
800-899	470.00-537.50	504.41	537.50				
700-799	560.00-560.00	560.00	560.00				

Stocker sale at Ontario Livestock Exchange: **August 7, 2025 – 407 Stockers**

Steers	Price Range	Average	Top	Heifers	Price Range	Average	Top
1000+	335.00-415.00	390.00	415.00				
900-999	200.00-270.00	244.38	435.00	900+	370.00-392.50	384.64	392.50
800-899	240.00-445.00	378.68	460.00	800-899	365.00-395.00	389.44	470.00
700-799	275.00-470.00	404.41	525.00	700-799	407.50-520.00	452.00	520.00
600-699	365.00-625.00	526.56	625.00	600-699	350.00-605.00	478.13	605.00
500-599	460.00-660.00	562.30	720.00	500-599	360.00-475.00	438.57	525.00
400-499	475.00-742.50	662.14	775.00	400-499	295.00-600.00	452.73	650.00
<399	325.00-925.00	820.22	925.00	300-399	675.00-850.00	754.23	850.00

Stocker sale at Ontario Stockyards Inc: **August 7, 2025 – 239 Stockers**

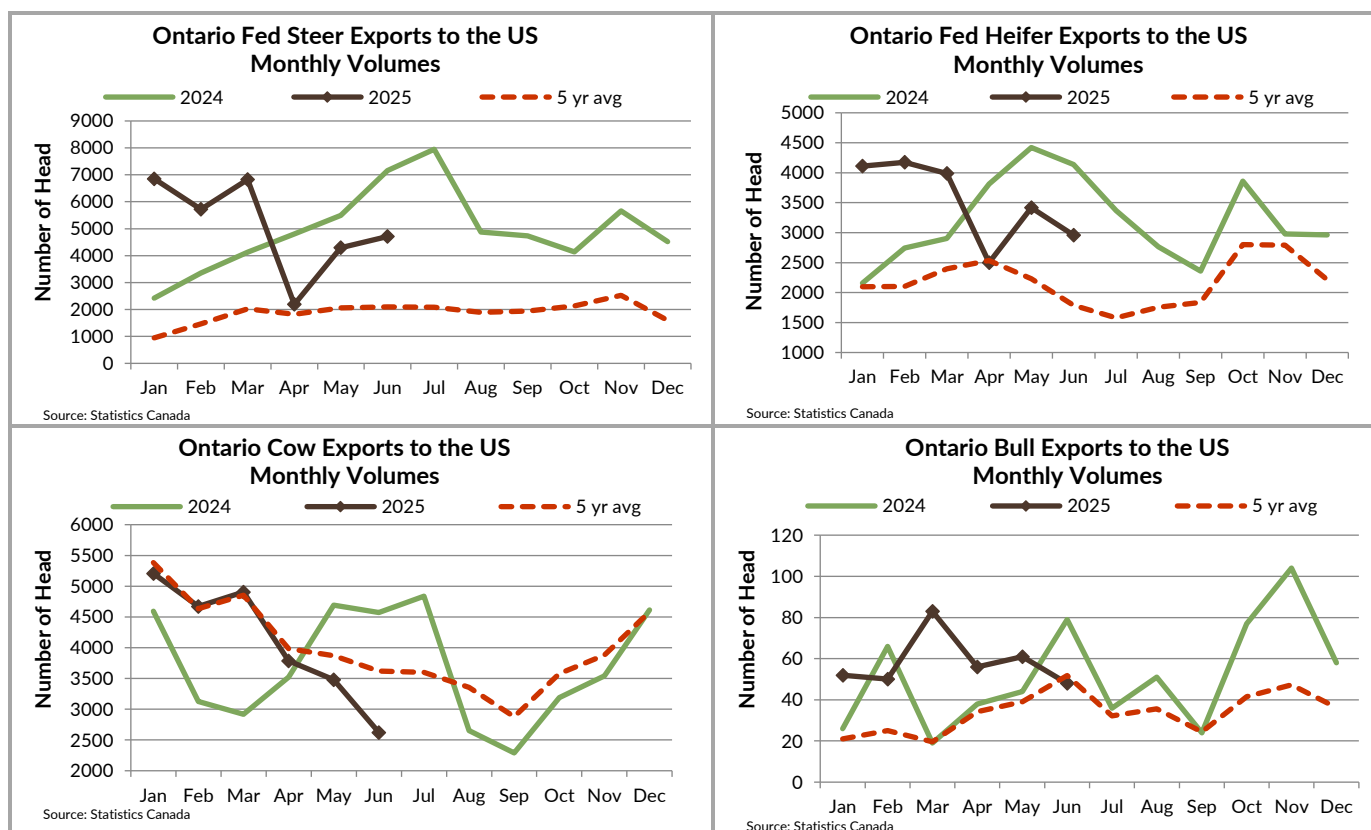
Steers	Price Range	Average	Top	Heifers	Price Range	Average	Top
700-799	425.00-529.00	501.50	529.00	700-799	355.00-442.50	407.27	442.50
600-699	475.00-591.00	543.12	591.00	600-699	480.00-525.00	503.65	535.00
500-599	500.00-658.00	577.74	687.50	500-599	540.00-620.00	569.76	620.00
400-499	550.00-750.00	666.84	750.00	400-499	610.00-710.00	661.33	710.00
<399	615.00-890.00	791.88	890.00	300-399	610.00-750.00	730.00	750.00

**WEEKLY LIVE CATTLE EXPORTS - ONTARIO (USDA)**

	Week ending July 26, 2025	Week ending July 19, 2025	Year to Date
Total live slaughter cattle exported through Ontario ports to the U.S.	1,692	2,502	102,906
Steers & Heifers & Cows	1,558	2,471	99,987
Bulls	134	31	2,919

**MONTHLY LIVE CATTLE EXPORTS TO THE U.S. FROM ONTARIO (Canfax/Stats Canada)**

	June 2025	YTD 2025	YTD 2024	% change from 2024
Steers	4,704	30,591	27,357	12%
Heifers	2,955	21,145	20,178	5%
Cows	2,623	24,673	23,422	5%
Bulls	48	350	272	29%
Feeders	1	2767	212	1205%
Total	10,331	79,526	71,441	11%



## LIVE CATTLE - CANADA (AAFC/USDA)

### IMPORTS

Import % change  
from 2024 YTD

### EXPORTS

Export %  
change from  
2024 YTD

Jan 1- May 31/2025

Pure bred	881	-55%
Non-pure bred	157,022	31%

Jan 1- Jul 19/25

Processing steers, heifers & cows	303,032	-3%
Feeder cattle & calves	91,417	-1%
Bulls	12,507	-18%

## FEDERALLY INSPECTED PROCESSING - Canfax/CBGA

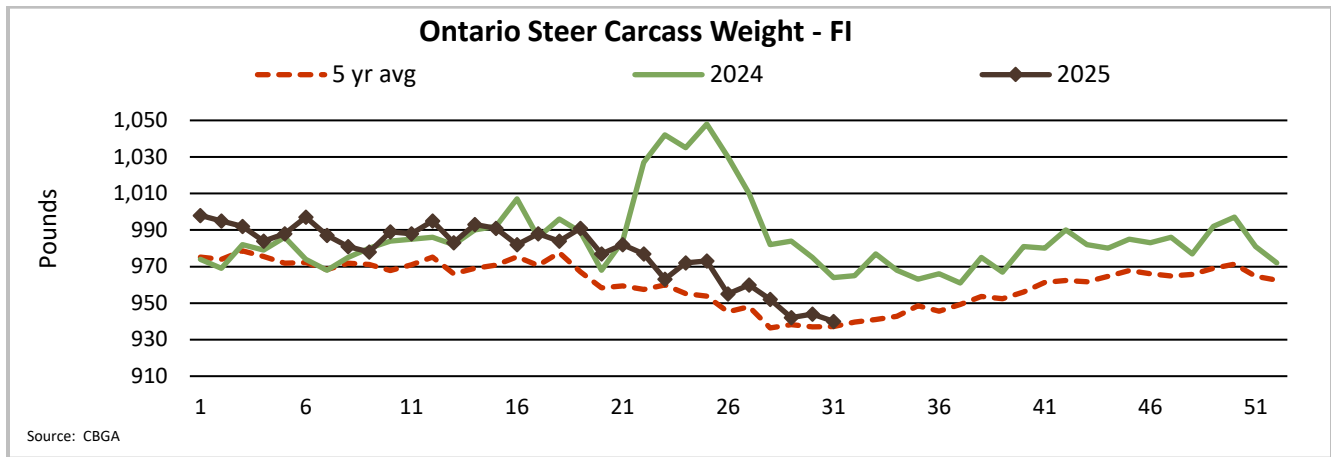
	Week Ending August 2, 2025	# of hd change from week ago	YTD	% Change (Week Ago)	% Change (Year Ago)
<b>ONTARIO</b>	6,965	-2,032	303,081	-23%	12.0%
	55,220	-499	1,678,891	-1%	-5%
<b>CANADA</b>	46,804	1,629	1,329,334	4%	-8%
Western Processing	8,416	-2,128	349,557	-20%	9%
Eastern Processing	55,220	-499	1,678,891	-1%	-5%

## AVERAGE CARCASS WEIGHTS - Canfax/CBGA

	CANADA		ONTARIO	
Week ending	Steers	Heifers	Steers	Heifers
2-Aug-25	907	840	940	856
26-Jul-25	905	846	944	826
3-Aug-24	921	824	964	854

## DOMESTIC BEEF PRODUCTION - CANADA (million pounds) (Canfax/CBGA)

	August 2, 2025	Wk ago chg	YTD	YTD chg
Fed	43.5	0%	1,295.8	-5%
Non-Fed	4.9	-5%	194.1	-4%
Total	48.4	-1%	1,489.9	-5%



### USDA ESTIMATED CATTLE PROCESSING VOLUME

	Week Ending August 9, 2025	Previous Week	Year Ago
Grand Total	536,000	535,000	588,000

### QUEBEC ELECTRONIC AUCTION MARKET (F.O.B. THE FEEDLOT)

	Price	Change from Last Week
For the week ending August 7, 2025	525.75-526.00	-0.62

### ALBERTA DIRECT TRADE

Alberta's direct trade: for the week ending August 7, 2025

Steers	Live- FOB	N/A	Rail- FOB	497.50-503.50
Heifers	Live- FOB	N/A	Rail- FOB	497.50-503.50

### U.S. TRADE (U.S. funds)

The U.S. cash cattle trade: for the week ending August 7, 2025

Choice and Select Steers and Heifers:	Live	237.00-245.00
	Rail	380.00-380.00

### U.S. BOXED BEEF CUT-OUT VALUES (U.S. funds)

	Choice 600-900	Select 600-900
Current Five-Day Average	370.55	346.63

### CANADIAN BEEF EXPORTS Jan 1 – June 30/2025 (AAFC)

	Tonnes	% chg	vol chg		Tonnes	% chg	vol chg
United States	172,762	-7%	-12,832	Mexico	16,328	6%	888
Japan	21,993	-16%	-4,055	South Korea	7,989	4%	305
Vietnam	5,823	2%	137	Total	233,604	-7%	-16,961

### BEEF IMPORTS – CANADA (AAFC)

	Jan 1 – Jul 26, 2025	Last Year Same Time	% Change
United States	58,957	59,766	-1%
Australia	23,241	16,237	43%
New Zealand	22,084	12,759	73%
Uruguay	6,916	6,482	7%
Mexico	5,420	7,756	-30%
Non-CUSMA	68,458	42,876	60%
EU-27 (beef/veal total)	7,079	8,008	-12%
Total	192,155	153,884	25%

## CHICAGO MERCANTILE EXCHANGE

Closing quotes on futures **today** were as follows:

Live Cattle			Feeder Cattle			Corn		
<b>Aug</b>	232.55	-6.20	<b>Aug</b>	339.40	-9.25	<b>Sep</b>	3.826	-1.6
<b>Oct</b>	225.98	-6.25	<b>Sep</b>	340.38	-9.25	<b>Dec</b>	4.054	-1.4
<b>Dec</b>	227.93	-5.70	<b>Oct</b>	339.23	-9.25	<b>Mar</b>	4.230	-1.4
<b>Feb</b>	228.85	-5.40	<b>Nov</b>	337.35	-9.25	<b>May</b>	4.330	-1.6
<b>Apr</b>	228.68	-5.00	<b>Jan</b>	330.80	-9.25	<b>Jul</b>	4.396	-2.2
<b>Jun</b>	221.03	-4.83	<b>Mar</b>	325.40	-9.25	<b>Sep</b>	4.384	-1.2
<b>Soybeans</b>			<b>Soft Red Winter Wheat</b>			<b>Canadian \$</b>		
	<i>US \$/bu</i>			<i>US \$/bu</i>				
<b>Aug</b>	9.666	-5.0	<b>Sep</b>	5.144	-3.6	<b>Spot</b>	72.71	+0.01
<b>Sep</b>	9.676	-6.2	<b>Dec</b>	5.350	-4.0	<b>Sep</b>	72.83	+0.05
<b>Nov</b>	9.874	-6.2	<b>Mar</b>	5.542	-4.0	<b>Dec</b>	73.14	+0.07
<b>Jan</b>	10.064	-6.0	<b>May</b>	5.672	-4.2	<b>Mar</b>	73.41	+0.09
<b>Mar</b>	10.226	-6.4	<b>Jul</b>	5.766	-4.2	<b>Jun</b>	73.64	+0.10
<b>May</b>	10.370	-7.0	<b>Sep</b>	5.902	-4.0	<b>Sep</b>	73.81	+0.11

Beef Farmers of Ontario | Phone: 519.824.0334 | Fax: 519.824.9101 | Email: [markets@ontariobeef.com](mailto:markets@ontariobeef.com)

## ONTARIO STOCKER & FEEDER SPECIAL FALL SALES

Aug 27	12:00pm	Aylmer Stockyards Inc	Fall Stocker sale
Aug 27	1:00pm	Vankleek Hill Livestock Exchange	Stocker sale
Aug 30	5:00 pm	Maple Hill Auctions Ltd	Autumn Angus Classic
Sep 4	11:00 am	Ontario Livestock Exchange	Special Vaccinated Calf Sale
Sep 5	7:00 pm	Cargill Auction Market	Char. & Exotic Yearlings-Steers & Heifers
Sep 6	1:00 pm	Maple Hill Auction Ltd	Bred Cow Sale
Sep 6	8:30 am	Rainy River Cattlemens – Stratton	Cows and bulls start the sale at 8:00 am.
Sep 12	11:00 am	Hoards Station Sale Barn	Quinte Sale – Mixed sale, Vacc preferred, catalogued- Farm Fresh
Sep 13	1:00 pm	Maple Hill Auctions Ltd	Ontario Autumn Simmental Classic
Sep 16	10:00 am	Algoma Co-op Livestock Sales-Thessalon	Yearlings, farm fresh, 80% vaccinated
Sep 18	11:00 am	Ontario Stockyards Inc	Special All breeds Pre-sort Sale
Sep 20	11:00 am	Denfield Livestock Exchange	Vaccinated Calves & yearlings
Sep 24	12:00 pm	Aylmer Stockyards Inc	Fall Stocker Sale
Sep 24	1:00 pm	Vankleek Hill Livestock Exchange	Stocker sale
Sep 25	11:00 am	Ontario Stockyards Inc	Special Fall Yearling Sale
Sep 26	7:00 pm	Cargill Auction Market	Char. & Exotic Yearlings-Steers & Heifers
Sep 26	9:00 am	Keady Livestock Market	Special Grass Yearling Sale
Sep 27	8:30 am	Rainy River Cattlemens – Stratton	Cows and bulls start the sale at 8:00 am.

## Comments for the week ending August 7, 2025

Fed steers and heifers sold through auction markets this week at 273 head, were down 24 head from the previous week and 268 head smaller than the same time last year. Fed steers averaged \$323.37/cwt, up \$4.94/cwt from the previous week's trade and \$65.84/cwt above year ago prices. Fed heifers averaged \$319.88/cwt, up \$2.99/cwt from last week and \$69.26/cwt higher than last year. Auction markets reported fed steers and heifers sold \$2.00-\$3.00 higher on a good demand.

In Ontario, dressed sales have been reported at \$527/cwt delivered, steady with last week. Cattle were booked for the week of August 18th delivery. For the week ending August 2nd, Eastern Canadian processing was 32.0% below a year ago and 29.0% below the five-year average. YTD processing is up 9% from a year ago, with steers up 8% and heifers up 12%, cows up 9% and bulls down 31%. For the week ending July 26th, Eastern fed cattle and cow exports to the U.S. were 1,716 head, 55% below last year and 12% below the five-year average. YTD Eastern fed cattle and cow exports are mostly steady from last year.

Cull cow receipts sold through auction markets this week were 1,177 head, down 231 head from last week and down 108 head from last year. Cows averaged \$195.88/cwt, down \$4.99/cwt from last week and up \$30.64/cwt from last year. Beef cow prices averaged \$218.78/cwt, down \$4.96/cwt from the previous week's trade and \$36.23/cwt above year ago prices. Auction markets reported all classes of cows and bulls sold steady. On August 5th, cows sold \$2.00-\$3.00 higher at Brussels Livestock and \$5.00-\$10.00 higher at Keady Livestock Market.

Total receipts were 6,123 head this week. Receipts of 2,823 stocker and feeder cattle sold through Ontario auction markets this week, up 178 head from the previous week and 987 head more than the same week last year. In the feeder market, steer prices were up \$13.59/cwt on average compared to last week with heifers up \$5.92/cwt. Auction markets reported feeder cattle sold on a strong active trade and stockers continued to sell strong at firm prices. On August 5th, all classes of stockers and feeder cattle sold \$5.00-\$7.00 higher at Keady Livestock Market. Actual average prices collected this week saw steers from 400-500 lbs trading \$1.31/cwt stronger than last week on average, 500-600 lbs down \$0.19/cwt, 600-700 lbs up \$29.09/cwt, 700-800 lbs up \$21.58/cwt, 800-900 lbs were up \$34.40/cwt, steers 900-1000 lbs down \$2.50/cwt and steers 1000 lbs plus averaged \$11.42/cwt stronger than the previous week's weighted average prices. Heifers from 300-400 lbs were up \$71.06/cwt from last week on average, 400-500 lbs down \$63.78/cwt, 500-600 lbs down \$0.95/cwt, 600-700 lbs up \$26.43/cwt, 700-800 lbs up \$7.56/cwt, 800-900 lbs up \$2.37/cwt and heifers 900 lbs and over averaged \$1.24/cwt weaker than the previous week's weighted average prices. For the week ending July 26th, Eastern feeder exports to the U.S. were 621 head, 35% lower than last year and 10% above the five-year average. YTD Eastern feeder exports are down 13% from last year.

The Quebec electronic market this week sold at \$525.75-526.00/cwt dressed on a picked-up basis, which is down \$0.62/cwt from the previous week's trade.

Alberta fed trade last week saw dressed bids and sales reported from \$490-\$506/cwt delivered (mostly \$503-\$505/cwt delivered), \$5/cwt higher than the previous week. The Alberta cash-to-futures basis was near a low of 19.43, 17.75 weaker than the five-year average and the weakest since March. For the week ending August 2nd, Western Canadian fed processing was 42,258 head, 5.7% higher than last year. Light trade developed with dressed bids and sales reported on August 6th from \$500-505/cwt delivered, mostly steady with last week. Asking prices are still holding at \$510+/cwt delivered in the West and \$535+/cwt in the East.

The U.S. cash cattle trade last week saw live sales in the North reported from \$242-245/cwt (mostly \$244-245/cwt), steady to \$3/cwt higher while dressed sales from \$383-385/cwt, \$3-5/cwt stronger than the previous week. Live sales in Texas were at \$235/cwt with Kansas ranging from \$235-237/cwt, with a top of \$240/cwt, \$4-6/cwt stronger than the previous week. Choice and Select cutouts eased \$6-7/cwt lower. Lean 90% trim and 73% ground slid around \$1/cwt lower while fatty 50% trim softened \$76/cwt. This week on August 6th, light trade was reported in Texas with live sales reported at \$237/cwt, \$2/cwt higher than last week. US beef exports for the month of June were 17% lower than last year, hitting the lowest volume in five years.

Announced on July 31st, the US and Mexico will enter a 90-day negotiating period. In the meantime, tariffs of 25% on imported goods from Mexico that are not part of the CUSMA agreement remain in place. Canada was hit with 35% tariffs, up from 25% for all non-CUSMA imports. Global beef production for 2025 is projected at 61,600 metric tonnes (carcass weight equivalent), and if realized, will be the second largest volume on record, down a marginal 0.2% from the record set in 2024. Looking again at the Brazilian market, several exemptions were granted to the recently announced 50% tariff levy that is set to go into effect on August 6th, however, beef appears to be left off the list of exemptions.