



WEEKLY MARKET INFORMATION REPORT – FOR THE WEEK ENDING THURSDAY JANUARY 8, 2026

The following information is collected from various sources and disseminated by Beef Farmers of Ontario.

ONTARIO DIRECT TO PACKER RAILGRADE CATTLE TRADE

Prices are on a carcass weight basis before grade and weight discounts:

A Grade Steers	530.00
A Grade Heifers	530.00

ONTARIO LIVE CATTLE TRADE

Ontario auction sales this week saw weighted average price ranges for:

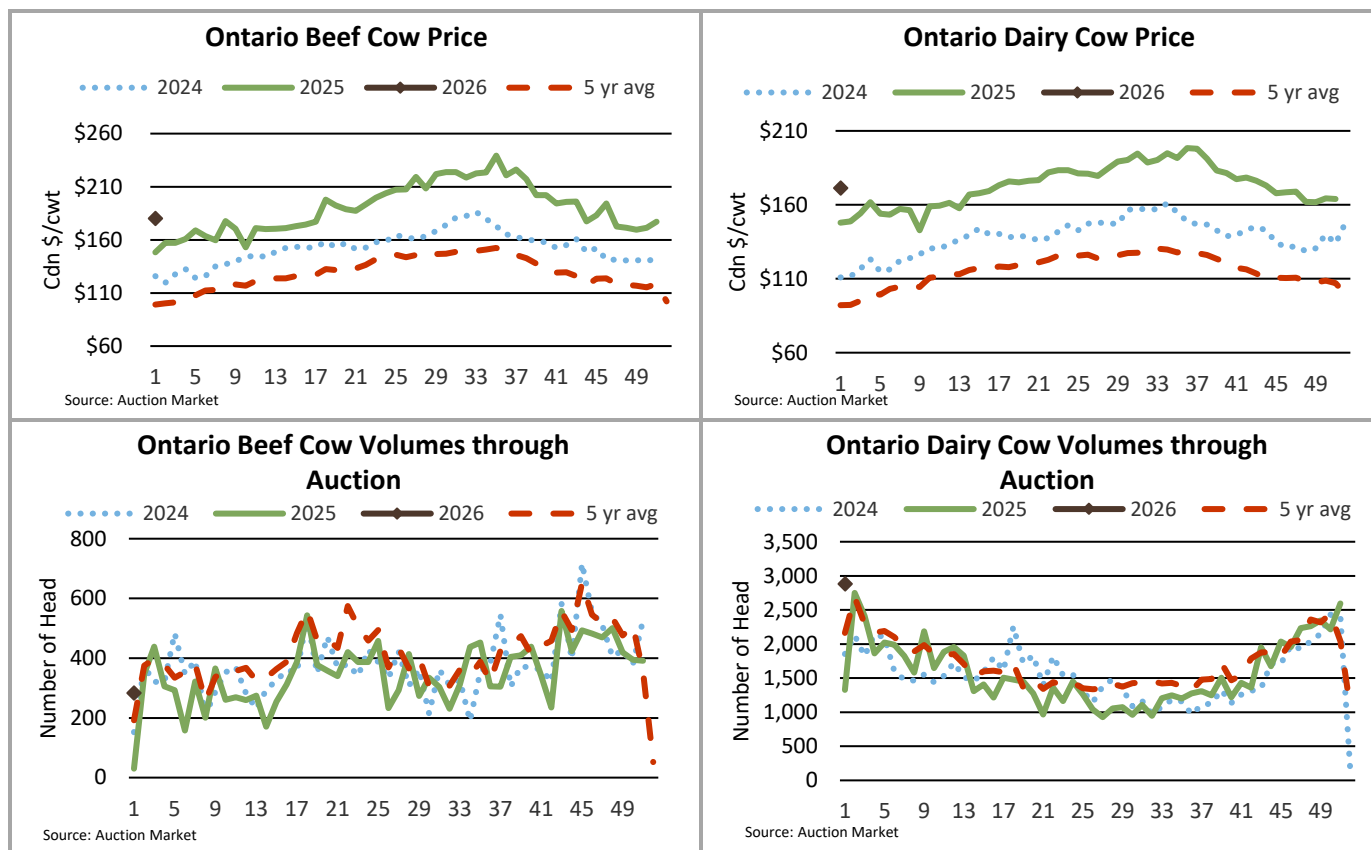
FED CATTLE	Volume	Price Range	Average	Top	Last Week Avg
Large Frame Steers +1250	200	299.72-327.19	313.40	336.00	266.31
Medium Frame Steers +1250	142	296.41-317.85	309.34	329.50	258.34
Large & Medium Frame Steers +1250	342	300.80-326.05	312.23	336.00	261.08
Large Frame Heifers +1000	171	301.39-323.27	315.16	334.50	261.22
Medium Frame Heifers +1000	134	289.06-326.00	304.91	365.00	261.01
Large & Medium Frame Heifers +1000	305	295.50-328.19	312.27	365.00	264.55
Fed steers, Dairy & Dairy Cross +1250	100	241.52-298.32	279.20	318.00	228.54
Fed heifers, Dairy & Dairy Cross +1000	177	203.16-289.15	251.33	335.00	208.76
Cows - All Weights	3162	146.07-200.81	170.58	335.00	148.93
Bulls - All Weights	61	207.04-250.27	231.41	285.00	198.57

STOCKERS - Large and Medium Frame

STEERS	Volume	Price Range	Average	Top	Last Week Avg
1000+	305	428.27-481.47	460.20	487.00	360.81
900-999	110	471.46-500.09	476.36	510.00	362.75
800-899	54	461.48-548.06	519.04	585.00	361.49
700-799	131	498.68-557.96	532.91	587.50	392.79
600-699	188	491.59-623.03	558.75	695.00	413.02
500-599	153	508.76-687.37	615.18	780.00	443.85
400-499	81	595.06-717.16	653.15	825.00	463.37
<399	51	563.24-851.18	730.46	1800.00	492.63

STOCKERS - Large and Medium Frame

HEIFERS	Volume	Price Range	Average	Top	Last Week Avg
+900	30	294.60-370.43	331.40	395.00	290.83
800-899	42	384.25-421.69	405.75	435.00	298.42
700-799	57	326.75-451.84	403.57	505.00	341.16
600-699	94	385.05-528.30	464.14	550.00	363.64
500-599	124	400.89-553.35	502.36	620.00	364.30
400-499	102	431.67-597.16	527.37	730.00	383.48
300-399	38	466.57-611.30	527.92	700.00	356.80
<299	23	524.10-848.97	713.77	1650.00	781.25



At Kawartha Lakes Community Sale Barn: **January 3, 2026– 158 cows, 11 stockers, 6 bulls, 58 veal, 5 fed cattle**

	Price Range	Avg.	Top
Cows	168.00-237.00	183.55	335.00
Bulls over 1600 lbs	160.00-266.00	230.92	266.00
Veal calves 600 lbs & over	262.50-380.00	309.24	380.00
Veal calves 125 lbs & under	1250.00-1900.00	1444.23	1950.00

At Denfield Livestock Exchange Inc.: **January 6, 2026 – 331 Fed Cattle, 221 Cows, 5 Bulls, 12 Veal, 266 Drop calves**

	Price Range	Average	Top
Large & Medium Frame Fed Steers +1250 lbs	310.00-321.50	316.63	329.50
Large & Medium Frame Fed Heifers +1000 lbs	313.00-329.00	319.72	340.00
Fed Heifers, Dairy & Dairy Cross +1000 lbs	255.00-318.00	301.09	318.00
Cows	150.00-190.00	168.81	250.00
Bulls over 1600 lbs	211.00-263.00	232.17	263.00

At Aylmer Stockyards Inc.: **January 7, 2025 – 73 Fed cattle, 53 Stockers, 343 Cows, 2 Bulls, 18 Veal**

	Price Range	Average	Top
Large & Medium Frame Fed Steers +1250 lbs	300.00-318.00	307.29	318.00
Fed Heifers, dairy & dairy cross 1000+ lbs	229.99-295.00	267.49	295.00
Cows	119.99-235.49	179.80	235.49
Veal 600 lbs and over	337.50-440.00	367.70	440.00

ONTARIO STOCKER & FEEDER TRADE

Stocker sale at Renfrew Pontiac Livestock: **January 6, 2026: 142 Stockers**

Steers	Price Range	Average	Top	Heifers	Price Range	Average	Top
700-799	375.00-540.00	504.00	540.00	700-799	289.99-470.00	436.80	470.00
600-699	434.99-632.50	540.39	632.50	600-699	364.99-550.00	440.39	550.00
500-599	370.00-640.00	525.69	640.00	500-599	350.00-540.00	506.29	540.00
400-499	465.00-600.00	504.90	600.00	400-499	475.00-604.99	545.19	604.99

Stocker sale at Ontario Livestock Exchange: January 7, 2026 – 403 Stockers

Steers	Price Range	Average	Top	Heifers	Price Range	Average	Top
1000+	442.50-487.00	466.47	487.00				
900-999	482.00-490.00	484.10	490.00				
800-899	550.00-550.00	550.00	550.00				
700-799	572.50-587.50	576.65	587.50				

Stocker sale at Ontario Livestock Exchange: January 8, 2026 – 607 Stockers

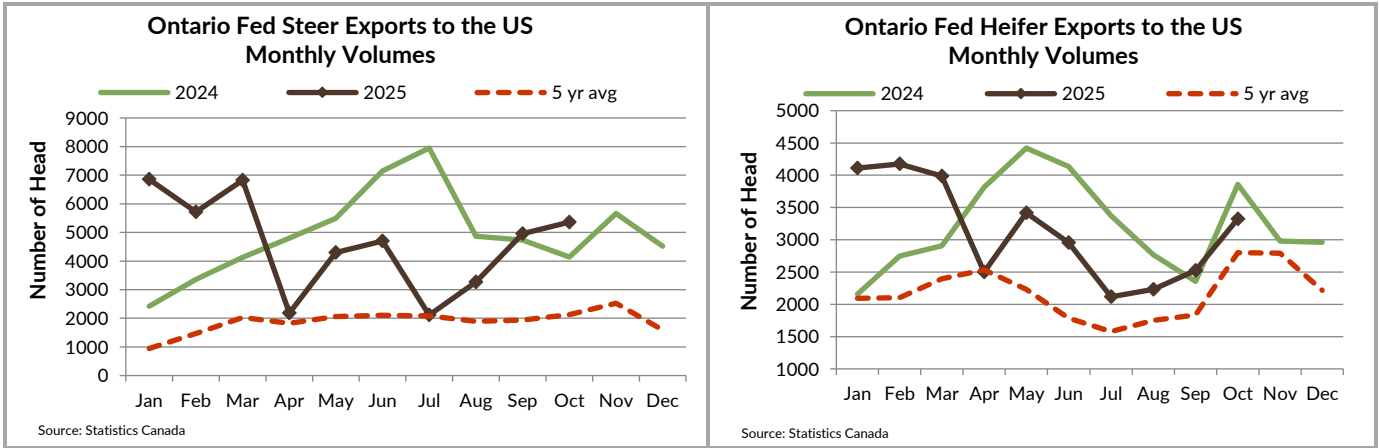
Steers	Price Range	Average	Top	Heifers	Price Range	Average	Top
1000+	340.00-430.00	406.54	450.00				
900-999	467.50-510.00	474.29	510.00	900+	265.00-385.00	316.82	395.00
800-899	410.00-585.00	528.33	585.00	800-899	402.50-435.00	420.29	435.00
700-799	470.00-560.00	516.66	560.00	700-799	355.00-455.00	397.07	505.00
600-699	490.00-655.00	575.00	695.00	600-699	425.00-550.00	502.80	550.00
500-599	475.00-710.00	622.94	780.00	500-599	420.00-620.00	566.71	620.00
400-499	600.00-710.00	668.68	710.00	400-499	495.00-650.00	590.50	730.00
<399	500.00-825.00	700.29	850.00	300-399	475.00-700.00	585.71	700.00

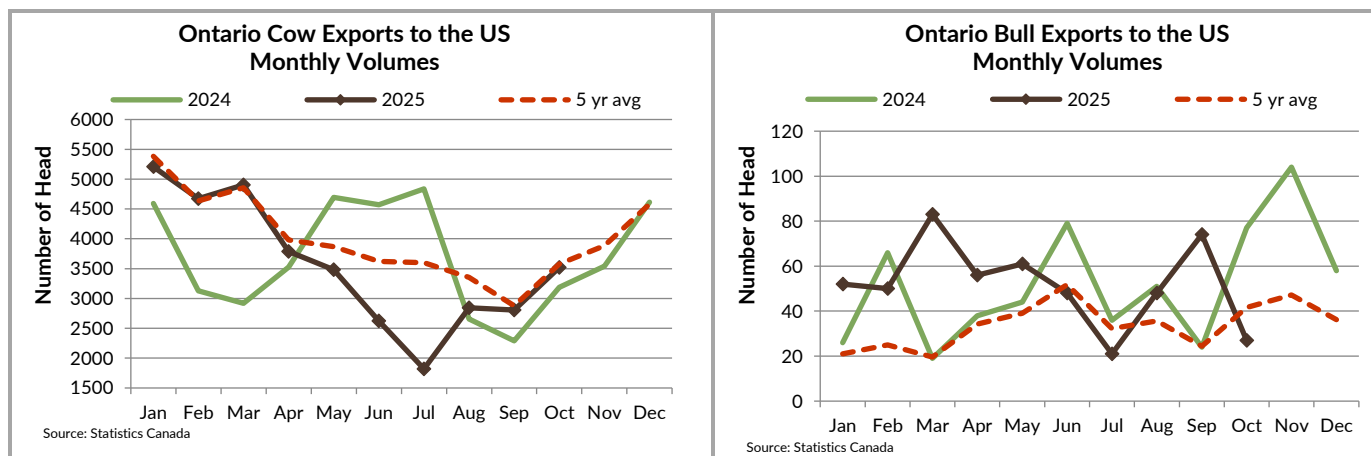
Stocker sale at Ontario Stockyards Inc.: January 8, 2026 – 319 Stockers

Steers	Price Range	Average	Top	Heifers	Price Range	Average	Top
1000+	290.00-466.00	429.18	466.00	900+	280.00-355.00	327.86	355.00
600-699	540.00-625.00	582.16	665.00	600-699	400.00-507.50	455.33	507.50
500-599	640.00-717.50	681.19	750.00	500-599	400.00-525.00	466.51	600.00
400-499	660.00-800.00	724.38	825.00	400-499	350.00-575.00	472.76	600.00
<399	500.00-800.00	665.26	840.00	300-399	490.00-630.00	526.00	630.00
				<299	490.00-540.00	518.75	540.00

WEEKLY LIVE CATTLE EXPORTS - ONTARIO (USDA)

	Week ending Dec 27, 2025	Previous Week	Year to Date
Total live slaughter cattle exported through Ontario ports to the U.S.	2,204	2,502	178,108
Steers & Heifers & Cows	2,155	2,471	171,733
Bulls	49	31	6,375





MONTHLY LIVE CATTLE EXPORTS TO THE U.S. FROM ONTARIO (Canfax/Stats Canada)

	Oct 2025	YTD 2025	Jan 1-Oct 2024	% change from 2024
Steers	5,358	46,280	49,053	-6%
Heifers	3,323	31,344	32,533	-4%
Cows	3,519	35,662	36,392	-2%
Bulls	27	520	460	13%
Feeders	504	4176	1578	165%
Total	12,731	117,982	120,016	-2%

LIVE CATTLE – CANADA (AAFC/USDA)

IMPORTS			EXPORTS		
Import % change from 2024 YTD			Export % change from 2024 YTD		
Jan 1- Sep 30/2025			Jan 1- Nov 29/25		
Pure bred	1,603	-50%	Processing steers, heifers & cows	503,633	-6%
Non-pure bred	293,716	20%	Feeder cattle & calves	130,793	-9%
			Bulls	27,027	-7%
			Breeding/other	17,999	27%
			Total	679,452	-6%

FEDERALLY INSPECTED PROCESSING - Canfax/CBGA

	Week Ending Jan 3, 2026	# of hd change from week ago	YTD	% Change (Week Ago)	% Change (Year Ago)
ONTARIO	7,104	2,344	515,392	49%	6.7%
CANADA	42,346	11,734	2,855,579	38%	-4%
Western Processing	34,190	9,219	2,260,314	37%	-6%
Eastern Processing	8,156	2,515	595,265	45%	5%

AVERAGE CARCASS WEIGHTS – Canfax/CBGA

	CANADA		ONTARIO	
Week ending	Steers	Heifers	Steers	Heifers
3-Jan-26	975	889	1,007	875
27-Dec-25	983	901	996	899
28-Dec-24	964	876	998	875

DOMESTIC BEEF PRODUCTION – CANADA (million pounds) (Canfax/CBGA)

	January 3, 2026	Wk ago chg	YTD	YTD chg
Fed	33.9	40%	2,259.4	-3%
Non-Fed	5.4	28%	320.7	-2%
Total	39.3	38%	2,580.1	-3%

USDA ESTIMATED CATTLE PROCESSING VOLUME

	Week Ending January 10, 2026	Previous Week	Year Ago
Grand Total	553,000	474,000	591,000

QUEBEC ELECTRONIC AUCTION MARKET (F.O.B. THE FEEDLOT)

	Price	Change from Last Week
For the week ending January 8, 2026	N/A	N/A

ALBERTA DIRECT TRADE

Alberta's direct trade: for the week ending January 8, 2026

Steers	Live- FOB	N/A	Rail- FOB	497.00-498.50
Heifers	Live- FOB	N/A	Rail- FOB	497.00-501.00

U.S. TRADE (U.S. funds)

The U.S. cash cattle trade: for the week ending January 8, 2026

Choice and Select Steers and Heifers:	Live	228.00-234.00
	Rail	360.00-370.00

U.S. BOXED BEEF CUT-OUT VALUES (U.S. funds)

	Choice 600-900	Select 600-900
Current Five-Day Average	313.20	350.17

CANADIAN BEEF EXPORTS Jan 1 – Oct 31/2025 (AAFC)

	Tonnes	% chg	vol chg		Tonnes	% chg	vol chg
United States	301,873	-2%	-6,168	Mexico	26,987	10%	2,437
Japan	34,282	-8%	-2,840	South Korea	11,263	-9%	-1,050
Vietnam	11,253	3%	362	Total	401,338	-2%	-8,238

BEEF IMPORTS – CANADA (AAFC)

	Jan 1 – Dec 6, 2025	Last Year Same Time	% Change
United States	91,178	95,135	-4%
Australia	47,753	28,380	68%
New Zealand	32,052	25,057	28%
Uruguay	11,739	11,211	5%
Mexico	7,338	10,506	-30%
Non-CUSMA	113,177	78,624	44%
EU-27 (beef/veal total)	11,356	13,787	-18%
Total	314,593	262,700	20%

CHICAGO MERCANTILE EXCHANGE

Closing quotes on futures **today** were as follows:

Live Cattle			Feeder Cattle			Corn		
Feb	233.73	-1.55	Jan	360.73	-1.75	Mar	4.456	-0.2
Apr	234.68	-1.55	Mar	354.70	-3.03	May	4.536	-0.2
Jun	229.75	-1.53	Apr	353.05	-3.58	Jul	4.602	-0.2
Aug	227.13	-1.35	May	350.33	-4.03	Sep	4.532	-0.4
Oct	226.83	-1.13	Aug	349.88	-4.28	Dec	4.640	-0.4
Dec	227.30	-0.93	Sep	347.85	-4.28	Mar	4.770	-0.2
Soybeans			Soft Red Winter Wheat			Canadian \$		
	US \$/bu			US \$/bu				
Jan	10.484	+1.4	Mar	5.172	-0.6	Spot	71.89	-0.21
Mar	10.624	+1.2	May	5.286	-0.2	Mar	72.08	-0.24
May	10.744	+1.2	Jul	5.406	-0.2	Jun	72.36	-0.22
Jul	10.876	+1.4	Sep	5.544	-0.2	Sep	72.58	-0.21
Aug	10.840	+1.0	Dec	5.726	-0.4	Dec	72.76	-0.20
Sep	10.680	-0.4	Mar	5.884	-0.6	Mar	72.91	-0.19

Beef Farmers of Ontario | Phone: 519.824.0334 | Fax: 519.824.9101 | Email: markets@ontariobeef.com

ONTARIO STOCKER & FEEDER SPECIAL FALL SALES

Jan 16	5:00 PM	Keady Livestock Market	Cow Sale
Jan 23	11:00 AM	Hoards Station Sale Barn	Quinte Sale-100% Vaccinated, catalogued- Farm Fresh
Jan 24	11:00 AM	Denfield Livestock Exchange	Annual January Stocker Sale
Jan 28	10:00 AM	Kawartha Lakes Community Sale Barn	Peterborough Cattlemen/ Victoria Beef Producers
Mar TBD	11:00 AM	Hoards Station Sale Barn	Quinte Sale-Vaccinations preferred, catalogued- Farm Fresh
Apr 22	10:00 AM	Kawartha Lakes Community Sale Barn	KLC Calf & Yearling Sale
May 2	10:00 AM	Algoma Co-op Livestock Sales-Thessalon	Stockers- Farm fresh, 50% vaccinated, sold in farmer lots
May 6	10:00 AM	Kawartha Lakes Community Sale Barn	Peterborough Cattlemen/ Victoria Beef Producers
May 7	10:00 AM	Grey-Bruce Livestock Co-op-Wiarton	Stocker Sale - 90% vaccinated
May TBD	11:00 AM	Hoards Station Sale Barn	Quinte Sale-100% Vaccinated, catalogued- Farm Fresh

Comments for the week ending January 8, 2026

Fed steers and heifers sold through auction markets, at 647 head, were up 577 head from the previous week and 129 head larger than the same time last year. Fed steers averaged \$312.23/cwt, up \$16.98/cwt from the previous week's trade and \$51.15/cwt above year ago prices. Fed heifers averaged \$312.27/cwt, down \$4.91/cwt from the previous week and \$47.72/cwt higher than last year. Auction marts reported fed steers and heifers sold actively at prices \$3.00-4.00/cwt higher at Ontario Livestock Exchange and \$5.00-7.00 higher at Brussels Livestock.

In Ontario, light trade is being reported at \$530/cwt delivered, \$10/cwt higher than the previous week. Multiple packers have bought cattle. For the week ending January 3rd, 2026, YTD Eastern Canadian processing is up 5%, with steers up 4% and heifers up 6%, cows up 10% and bulls down 15%. For the week ending December 27th, 2025, Eastern fed cattle and cow exports to the U.S. were 2,385 head, 5% below last year and 12% above the five-year average. YTD Eastern fed cattle and cow exports were up 1% from last year.

Cull cow receipts sold through auction markets were 3,162 head, up 2,311 head from the previous week and up 65 head from last year. Cows averaged \$170.58/cwt, down \$4.91/cwt from the previous week and up \$21.65/cwt from last year. Beef cow prices averaged \$180.00/cwt, down \$17.36/cwt from the previous week's trade and \$22.80/cwt above year ago prices. Auction marts reported cull cows and drop calves traded fully steady.

Total receipts were 7,549 head, with smaller receipts of 1,583 stocker and feeder cattle sold through Ontario auction markets, up 1,268 head from the previous week and 592 head fewer than the same week last year. Auction markets reported feeder cattle sold actively at stronger prices and stockers sold actively on a strong market. Actual average prices collected this week saw steers from 400-500 lbs trading \$32.24/cwt stronger than last week on average, steers 900-1000 lbs up \$4.36/cwt and steers 1,000 lbs plus averaged \$8.99/cwt stronger than the previous week's weighted average prices. Heifers 900 lbs and over averaged \$75.69/cwt weaker than the previous week's weighted average prices. For the week ending December 27th, 2025, Eastern feeder exports to the U.S. were 334 head, 53% lower than last year and 44% below the five-year average. YTD Eastern feeder exports are down 24% from last year.

The Quebec electronic market prices are not available at press time.

Alberta direct trade last week saw dressed sales reported at \$495/cwt delivered, steady with the previous week. This week on January 7th, light trade developed with dressed sales at \$500/cwt, \$5/cwt higher than bids/sales seen last week. The near-by Canadian dollar has declined for seven consecutive trading days dropping over 100 basis points. For the week ending January 3rd, 2026, Western Canadian fed processing was 28,861 head, YTD processing is 5.9% lower than last year. In 2025, Alberta fed prices averaged in the low \$290's/cwt, 18% higher than 2024. Based on Canfax Trends data for cattle sold on the cash market in 2025 on average, feedlot margins were over \$200/head positive, margins not seen since 2014. In 2025, Alberta total auction receipts were down 132,000 head versus 2024.

The U.S. cash cattle trade last week saw dressed sales in Iowa and Nebraska range from \$355-360/cwt (mostly \$360/cwt), \$4-5/cwt stronger than the previous week. Live sales in the North were at \$232/cwt, \$2-3/cwt stronger. Sales in Texas and Kansas were also at \$232/cwt. Live cattle futures were \$3-4/cwt higher with feeder cattle futures up \$5.75-7.60/cwt. The rib complex has struggled since the start of December; rib values have dropped 24%. This week on January 8th, the market tone is stronger, dressed bids have been reported up to \$365/cwt. Live bids of \$232/cwt were passed in Kansas on January 7th.

There has been lots of talk about the strength of the feeder cattle market. On January 6th, the US feeder index was reported over \$9/cwt higher, and prices are back to within \$12/cwt of their highs set back in October. In overseas markets, China has announced new beef import safeguards. This announcement comes after a one-year investigation into record beef imports from 2022-2024. Each country will be given a quota. For the time being, US still remains unable to ship beef into China.