



WEEKLY MARKET INFORMATION REPORT – FOR THE WEEK ENDING THURSDAY JANUARY 15, 2026

The following information is collected from various sources and disseminated by Beef Farmers of Ontario.

ONTARIO DIRECT TO PACKER RAILGRADE CATTLE TRADE

Prices are on a carcass weight basis before grade and weight discounts:

A Grade Steers	530.00
A Grade Heifers	530.00

ONTARIO LIVE CATTLE TRADE

Ontario auction sales this week saw weighted average price ranges for:

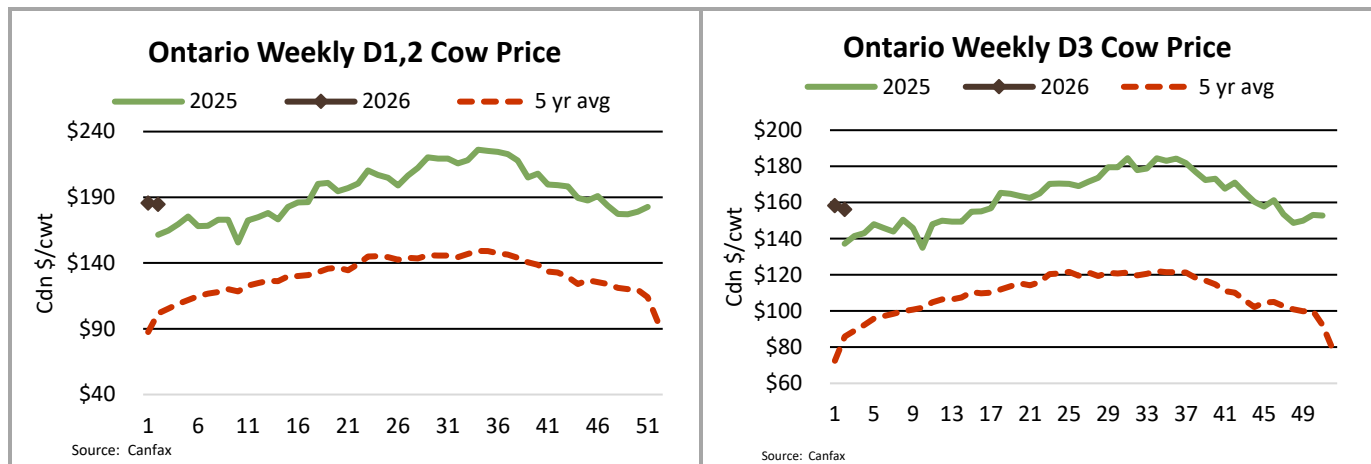
FED CATTLE	Volume	Price Range	Average	Top	Last Week Avg
Large Frame Steers +1250	81	283.02-320.57	303.41	337.50	313.40
Medium Frame Steers +1250	118	291.99-325.18	308.09	342.00	309.34
Large & Medium Frame Steers +1250	199	285.78-320.12	304.47	342.00	312.23
Large Frame Heifers +1000	133	289.98-332.35	312.11	415.00	315.16
Medium Frame Heifers +1000	152	287.63-327.11	307.23	337.00	304.91
Large & Medium Frame Heifers +1000	285	284.32-334.79	311.08	415.00	312.27
Fed steers, Dairy & Dairy Cross +1250	71	247.87-291.59	277.36	318.25	279.20
Fed heifers, Dairy & Dairy Cross +1000	141	187.62-293.07	244.49	329.99	251.33
Cows - All Weights	2662	143.87-200.82	168.47	295.00	170.58
Bulls - All Weights	97	193.73-259.69	225.46	352.50	231.41

STOCKERS - Large and Medium Frame

STEERS	Volume	Price Range	Average	Top	Last Week Avg
1000+	648	417.33-466.69	441.72	479.00	460.20
900-999	286	456.80-498.42	477.59	515.00	476.36
800-899	194	458.60-528.55	496.85	559.00	519.04
700-799	258	438.11-565.18	523.04	575.00	532.91
600-699	471	504.85-646.04	585.50	685.00	558.75
500-599	382	547.89-686.89	637.79	715.00	615.18
400-499	212	534.68-739.01	638.50	810.00	653.15
<399	98	550.92-802.76	695.81	1870.00	730.46

STOCKERS - Large and Medium Frame

HEIFERS	Volume	Price Range	Average	Top	Last Week Avg
+900	497	342.28-412.01	381.07	445.00	331.40
800-899	82	349.83-445.72	422.06	484.99	405.75
700-799	111	349.71-454.10	417.78	481.00	403.57
600-699	288	374.99-517.76	464.52	637.00	464.14
500-599	305	429.79-578.63	522.06	670.00	502.36
400-499	149	448.83-592.38	520.22	680.00	527.37
300-399	92	473.75-643.10	551.08	710.00	527.92
<299	17	315.48-710.24	508.90	2250.00	713.77



At Kawartha Lakes Community Sale Barn: **January 10, 2026**– 209 cows, 38 stockers, 4 bulls, 52 veal, 1 fed cattle

	Price Range	Avg.	Top
Cows	148.00-216.00	170.30	275.00
Bulls under 1600 lbs	125.00-210.00	162.06	210.00
Veal calves 600 lbs & over	320.00-355.00	330.86	355.00
Veal calves 125 lbs & under	900.00-1900.00	1255.73	2100.00

At Denfield Livestock Exchange Inc.: **Jan 13, 2026** – 208 Fed Cattle, 159 Cows, 3 Bulls, 9 Veal, 142 Drop calves

	Price Range	Average	Top
Large & Medium Frame Fed Steers +1250 lbs	305.00-329.00	319.62	337.50
Large & Medium Frame Fed Heifers +1000 lbs	315.00-326.75	320.08	336.00
Fed Steers, Dairy & Dairy Cross +1250 lbs	290.00-318.25	310.97	318.25
Fed Heifers, Dairy & Dairy Cross +1000 lbs	237.00-319.00	290.39	319.00
Cows	145.00-194.00	172.32	255.00
Bulls over 1600 lbs	200.00-249.00	225.50	249.00

At Aylmer Stockyards Inc.: **January 14, 2026** – 77 Fed cattle, 27 Stockers, 312 Cows, 1 Bulls, 31 Veal

	Price Range	Average	Top
Fed Steers, dairy & dairy cross 1250+ lbs	204.99-295.00	268.90	295.00
Fed Heifers, dairy & dairy cross 1000+ lbs	162.00-329.99	250.49	329.99
Cows	130.00-247.00	177.09	295.00
Veal 600 lbs and over	279.99-429.99	347.50	429.99

ONTARIO STOCKER & FEEDER TRADE

Stocker sale at Brussels Livestock: **January 9, 2026** – 1,385 Stockers

Steers	Price Range	Average	Top	Heifers	Price Range	Average	Top
1000+	411.00-470.00	437.77	479.00				
900-999	449.00-495.00	474.72	515.00	900+	327.50-406.00	374.32	431.00
800-899	467.50-559.00	510.95	559.00	800-899	380.00-439.00	426.42	439.00
700-799	487.50-565.00	531.30	565.00	700-799	371.00-459.00	406.93	459.00
600-699	545.00-650.00	605.50	660.00	600-699	390.00-490.00	444.31	637.00
500-599	640.00-695.00	674.40	707.50	500-599	460.00-525.00	492.22	530.00
400-499	660.00-745.00	716.25	745.00	400-499	455.00-570.00	508.79	590.00
<399	715.00-735.00	726.43	735.00				

Stocker sale at **Renfrew Pontiac Livestock: Jan 13, 2026: 529 Stockers**

Steers	Price Range	Average	Top	Heifers	Price Range	Average	Top
				900+	177.49-314.99	248.89	314.99
800-899	385.00-509.99	487.30	509.99				
700-799	320.00-570.50	508.80	570.50	700-799	260.00-475.00	425.80	475.00
600-699	400.00-640.00	571.99	640.00	600-699	310.00-550.00	476.49	550.00
500-599	420.00-709.99	616.60	709.99	500-599	329.99-559.99	497.29	559.99
400-499	350.00-729.99	594.89	729.99	400-499	360.00-584.99	456.79	584.99
<399	609.99-695.00	638.10	975.00	300-399	440.00-650.00	557.30	650.00

Stocker sale at **Ontario Livestock Exchange: January 14, 2026 – 403 Stockers**

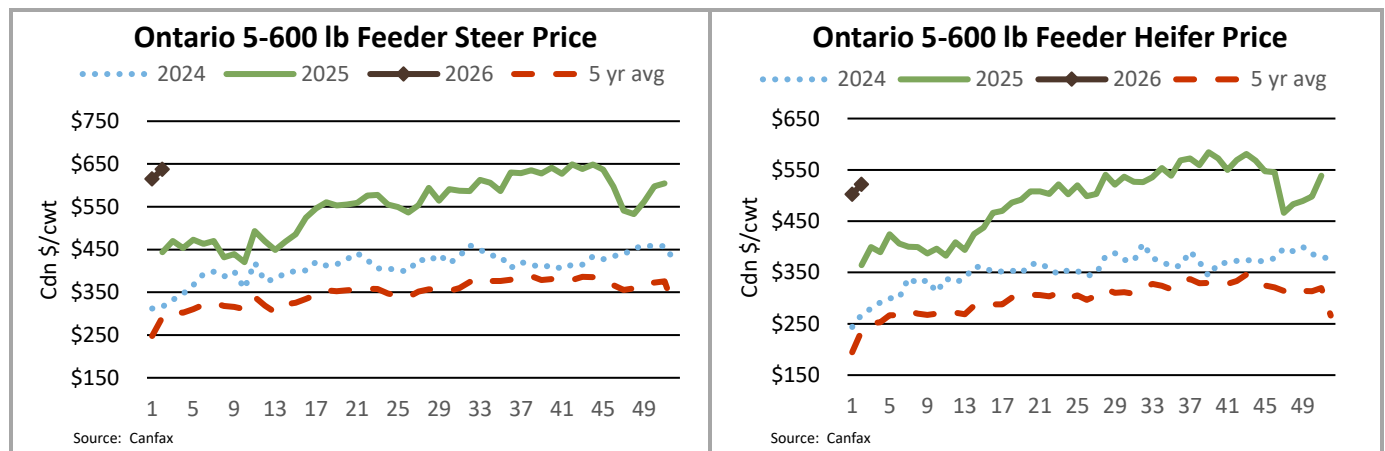
Steers	Price Range	Average	Top	Heifers	Price Range	Average	Top
1000+	431.00-466.00	452.05	466.00				
900-999	470.00-508.00	487.03	508.00	900+	380.00-414.00	398.21	414.00
800-899	525.00-535.00	529.83	535.00	800-899	442.00-442.00	442.00	442.00
700-799	560.00-560.00	560.00	560.00	700-799	400.00-412.50	410.42	412.50

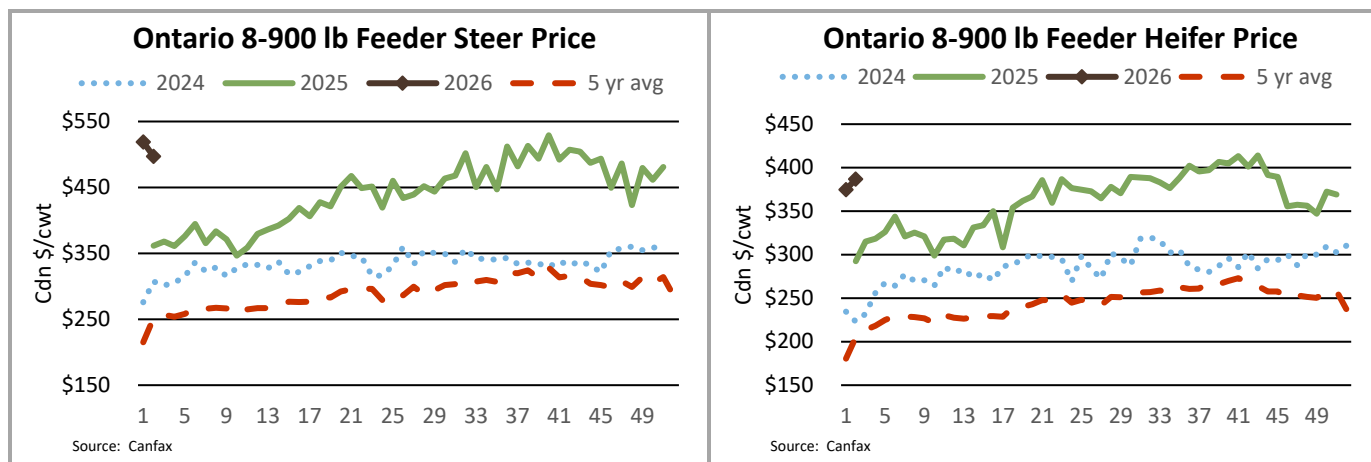
Stocker sale at **Ontario Livestock Exchange: January 15, 2026 – 799 Stockers**

Steers	Price Range	Average	Top	Heifers	Price Range	Average	Top
1000+	340.00-385.00	361.88	385.00				
900-999	442.50-470.00	449.26	470.00	900+	250.00-445.00	331.11	445.00
800-899	370.00-480.00	431.36	480.00	800-899	230.00-460.00	365.00	460.00
700-799	435.00-575.00	515.13	575.00	700-799	350.00-440.00	402.81	440.00
600-699	500.00-650.00	584.66	650.00	600-699	330.00-460.00	398.06	510.00
500-599	540.00-685.00	629.47	685.00	500-599	455.00-615.00	544.90	615.00
400-499	600.00-810.00	663.55	810.00	400-499	480.00-630.00	558.24	680.00
<399	510.00-760.00	642.33	760.00	300-399	480.00-680.00	563.41	710.00

Stocker sale at **Ontario Stockyards Inc.: January 15, 2026 – 461 Stockers**

Steers	Price Range	Average	Top	Heifers	Price Range	Average	Top
				900+	320.00-432.50	401.83	432.50
800-899	435.00-515.00	467.86	515.00				
700-799	527.00-565.00	546.88	565.00	700-799	400.00-481.00	468.50	481.00
600-699	560.00-674.00	596.55	674.00	600-699	480.00-560.00	524.88	560.00
500-599	590.00-715.00	664.02	715.00	500-599	415.00-670.00	593.57	670.00
400-499	520.00-720.00	641.08	775.00	400-499	500.00-620.00	572.81	620.00
<399	525.00-870.00	723.67	870.00	300-399	500.00-625.00	558.13	625.00





WEEKLY LIVE CATTLE EXPORTS - ONTARIO (USDA)

	Week ending Jan 3, 2026	Previous Week	Year to Date
Total live slaughter cattle exported through Ontario ports to the U.S.	1,301	2,204	179,409
Steers & Heifers & Cows	1,242	2,155	172,975
Bulls	59	49	6,434

LIVE CATTLE - CANADA (AAFC/USDA)

IMPORTS			EXPORTS	
Jan 1- Oct 31/2025			Jan 1- Dec 27/25	
		Import % change from 2025 YTD		Export % change from 2024 YTD
Pure bred	2,126	-39%	Processing steers, heifers & cows	548,455 -6%
Non-pure bred	416,938	34%	Feeder cattle & calves	138,322 -8%
			Bulls	28,582 -7%
			Breeding/other	19,088 34%
			Total	734,447 -6%

FEDERALLY INSPECTED PROCESSING - Canfax/CBGA

	Week Ending Jan 10, 2026	# of hd change from week ago	YTD	% Change (Week Ago)	% Change (Year Ago)
ONTARIO	10,215	3,111	10,215	44%	-45.1%
CANADA	54,898	12,552	54,898	30%	-47%
Western Processing	43,026	8,836	43,026	26%	-48%
Eastern Processing	11,872	3,716	11,872	46%	-45%

AVERAGE CARCASS WEIGHTS - Canfax/CBGA

	CANADA		ONTARIO	
Week ending	Steers	Heifers	Steers	Heifers
10-Jan-26	987	893	1,003	889
3-Jan-26	975	889	1,007	875
11-Jan-25	950	873	995	872

DOMESTIC BEEF PRODUCTION – CANADA (million pounds) (Canfax/CBGA)

	January 10, 2026	Wk ago chg	YTD	YTD chg
Fed	44.4	31%	44.4	-44%
Non-Fed	6.6	23%	6.6	-54%
Total	51.0	30%	51.0	-45%

USDA ESTIMATED CATTLE PROCESSING VOLUME

	Week Ending January 17, 2026	Previous Week	Year Ago
Grand Total	562,000	553,000	601,000

QUEBEC ELECTRONIC AUCTION MARKET (F.O.B. THE FEEDLOT)

	Price	Change from Last Week
For the week ending <i>January 15, 2026</i>	528.00	N/A

ALBERTA DIRECT TRADE

Alberta's direct trade: for the week ending *January 15, 2026*

Steers	Live- FOB	306.00-306.00	Rail- FOB	502.50-506.50
Heifers	Live- FOB	N/A	Rail- FOB	502.50-506.50

U.S. TRADE (U.S. funds)

The U.S. cash cattle trade: for the week ending *January 15, 2026*

Choice and Select Steers and Heifers:	Live	230.00-235.00
	Rail	365.00-365.00

U.S. BOXED BEEF CUT-OUT VALUES (U.S. funds)

	Choice 600-900	Select 600-900
Current Five-Day Average	358.01	356.95

CANADIAN BEEF EXPORTS Jan 1 – Oct 31/2025 (AAFC)

	Tonnes	% chg	vol chg		Tonnes	% chg	vol chg
United States	301,873	-2%	-6,168	Mexico	26,987	10%	2,437
Japan	34,282	-8%	-2,840	South Korea	11,263	-9%	-1,050
Vietnam	11,253	3%	362	Total	401,338	-2%	-8,238

BEEF IMPORTS – CANADA (AAFC)

	Jan 1 – January 3, 2026	Last Year Same Time	% Change
United States	1,806	1,372	32%
Australia	684	829	-17%
New Zealand	1,152	444	159%
Uruguay	N/A	N/A	N/A
Mexico	54	68	-21%
Non-CUSMA	1,858	2,899	-36%
EU-27 (beef/veal total)	3	219	-99%
Total	5,557	5,831	-5%

CHICAGO MERCANTILE EXCHANGE

Closing quotes on futures **today** were as follows:

Live Cattle			Feeder Cattle			Corn		
Feb	232.15	-3.90	Jan	361.93	-6.50	Mar	4.246	+4.4
Apr	233.98	-4.45	Mar	356.45	-8.10	May	4.320	+4.2
Jun	229.60	-4.30	Apr	354.90	-8.03	Jul	4.380	+4.0
Aug	227.25	-3.85	May	352.28	-7.75	Sep	4.362	+3.0
Oct	226.85	-3.55	Aug	351.20	-7.33	Dec	4.496	+3.0
Dec	227.53	-3.35	Sep	348.63	-7.08	Mar	4.626	+2.4

Soybeans			Soft Red Winter Wheat			Canadian \$		
	US \$/bu			US \$/bu				
Mar	10.576	+4.6	Mar	5.180	+7.4	Spot	71.85	-0.12
May	10.686	+4.4	May	5.286	+7.2	Mar	72.04	-0.13
Jul	10.812	+5.0	Jul	5.404	+7.0	Jun	72.32	-0.12
Aug	10.776	+4.4	Sep	5.546	+6.6	Sep	72.54	-0.13
Sep	10.630	+4.2	Dec	5.736	+6.6	Dec	72.74	-0.13
Nov	10.690	+4.6	Mar	5.894	+6.4	Mar	72.90	-0.13

Beef Farmers of Ontario | Phone: 519.824.0334 | Fax: 519.824.9101 | Email: markets@ontariobeef.com

ONTARIO STOCKER & FEEDER SPECIAL FALL SALES

Jan 23	11:00 AM	Hoards Station Sale Barn	Quinte Sale-100% Vaccinated, catalogued- Farm Fresh
Jan 24	11:00 AM	Denfield Livestock Exchange	Annual January Stocker Sale
Jan 28	10:00 AM	Kawartha Lakes Community Sale Barn	Peterborough Cattlemen/ Victoria Beef Producers
Mar TBD	11:00 AM	Hoards Station Sale Barn	Quinte Sale-Vaccinations preferred, catalogued- Farm Fresh
Apr 22	10:00 AM	Kawartha Lakes Community Sale Barn	KLC Calf & Yearling Sale
May 2	10:00 AM	Algoma Co-op Livestock Sales-Thessalon	Stockers- Farm fresh, 50% vaccinated, sold in farmer lots
May 6	10:00 AM	Kawartha Lakes Community Sale Barn	Peterborough Cattlemen/ Victoria Beef Producers
May 7	10:00 AM	Grey-Bruce Livestock Co-op-Wiarton	Stocker Sale – 90% vaccinated
May TBD	11:00 AM	Hoards Station Sale Barn	Quinte Sale-100% Vaccinated, catalogued- Farm Fresh

Comments for the week ending January 15, 2026

Fed steers and heifers sold through auction markets, at 484 head, were down 163 head from the previous week and 105 head smaller than the same time last year. Fed steers averaged \$304.47/cwt, down \$7.76/cwt from the previous week's trade and \$34.25/cwt above year ago prices. Fed heifers averaged \$311.08/cwt, down \$1.19/cwt from the previous week and \$44.57/cwt higher than last year. Auction markets reported fed steers and heifers sold steady.

In Ontario, dressed sales have been reported at \$530/cwt delivered, steady with last week. Cattle are being booked for the week of January 26th and February 2nd delivery. For the week ending January 10th, 2026, Eastern Canadian processing was 33.5% above a year ago and 3.1% higher than the five-year average. For the week ending January 3rd, 2026, Eastern fed cattle and cow exports to the U.S. were 1,412 head, 10% below the five-year average. YTD Eastern fed cattle and cow exports were up 2% from last year.

Cull cow receipts sold through auction markets were 2,662 head, down 500 head from the previous week and down 186 head from last year. Cows averaged \$168.47/cwt, down \$2.11/cwt from the previous week and up \$16.21/cwt from last year. Beef cow prices averaged \$178.69/cwt, down \$1.31/cwt from the previous week's trade and \$21.54/cwt above year ago prices. Auction markets reported that cull cows traded fully steady.

Total receipts were 8,921 head, with receipts of 4,090 stocker and feeder cattle sold through Ontario auction markets, up 2,507 head from the previous week and 650 head fewer than the same week last year. Auction markets reported feeder cattle sold steady. A lighter run than expected due to adverse weather had all classes of stockers selling on a stronger market at Ontario Stockyards. In the feeder market, steer prices were down \$2.09/cwt on average compared to last week with heifers up \$16.61/cwt. Actual average prices collected this week saw steers from 400-500 lbs trading \$14.65/cwt lower than last week on average, 500-600 lbs up \$22.61/cwt, 600-700 lbs up \$26.75/cwt, 700-800 lbs down \$9.87/cwt, 800-900 lbs were down \$22.19/cwt, steers 900-1000 lbs up \$1.23/cwt and steers 1000 lbs plus averaged \$18.48/cwt weaker than the previous week's weighted average prices. Heifers from 300-400 lbs were up \$23.16/cwt from last week on average, 400-500 lbs down \$7.15/cwt, 500-600 lbs up \$19.70/cwt, 600-700 lbs up \$0.38/cwt, 700-800 lbs up \$14.21/cwt, 800-900 lbs up \$16.31/cwt and heifers 900 lbs and over averaged \$49.67/cwt stronger than the previous week's weighted average prices. For the week ending January 3rd, 2026, Eastern feeder exports to the U.S. were 317 head, 5% above the five-year average. YTD Eastern feeder exports are down 23% from last year.

The Quebec electronic market this week sold at \$528.00/cwt dressed on a picked-up basis.

Alberta direct trade last week saw steer and heifer dressed sales reported from \$497.00-500.50/cwt FOB the feedlot, with delivery ranging from immediately to the first half of February. Weighted average prices were around \$3/cwt stronger than mid-December when prices were last published. Alberta fed prices have strengthened from January to February in 15 of the past 25 years. Furthermore, stronger prices have been seen in each of the past five years. For the week ending January 10th, 2026, Western Canadian fed processing was 36,787 head, YTD processing is 13.7% higher than last year. This week on January 15th, Alberta direct cattle sales saw light trade develop with dressed sales ranging from \$505-508/cwt delivered, \$5-8/cwt higher than last week.

The U.S. cash cattle trade last week saw dressed sales in Iowa and Nebraska at \$365/cwt, \$5/cwt higher than the previous week. Live sales in all feeding regions were from \$232-233/cwt, steady to \$1/cwt stronger. The all-fresh retail beef price was US\$9.40/lb (C\$29.14/kg) in November, up 17% from last year and 27% above the five-year average. USDA Prime averaged 12%, up 1.5% from 2024 and up 3.2% since 2019. The US feeder market has been impressive to start the year off; and the US feeder index is within \$8/cwt of their highs set back in October.

In overseas markets, China has announced new beef import safeguards. This announcement comes after a one-year investigation into record beef imports from 2022-2024. Each country will be given a quota. Shipments within those quotas will continue at current tariffs rates. Once beef import exceeding the quotas, they will face an additional 55% tariff. Brazil is expected to divert product to other markets, shifting global beef trade flows. For the time being, US still remains unable to ship beef into China. Oil prices are under pressure as President Donald Trump dialed down threats of imminent military action on crude producer Iran. On January 15th, Oil is trading 4% lower.