



WEEKLY MARKET INFORMATION REPORT – FOR THE WEEK ENDING THURSDAY JANUARY 22, 2026

The following information is collected from various sources and disseminated by Beef Farmers of Ontario.

ONTARIO DIRECT TO PACKER RAILGRADE CATTLE TRADE

Prices are on a carcass weight basis before grade and weight discounts:

A Grade Steers **530.00**
A Grade Heifers **530.00**

ONTARIO LIVE CATTLE TRADE

Ontario auction sales this week saw weighted average price ranges for:

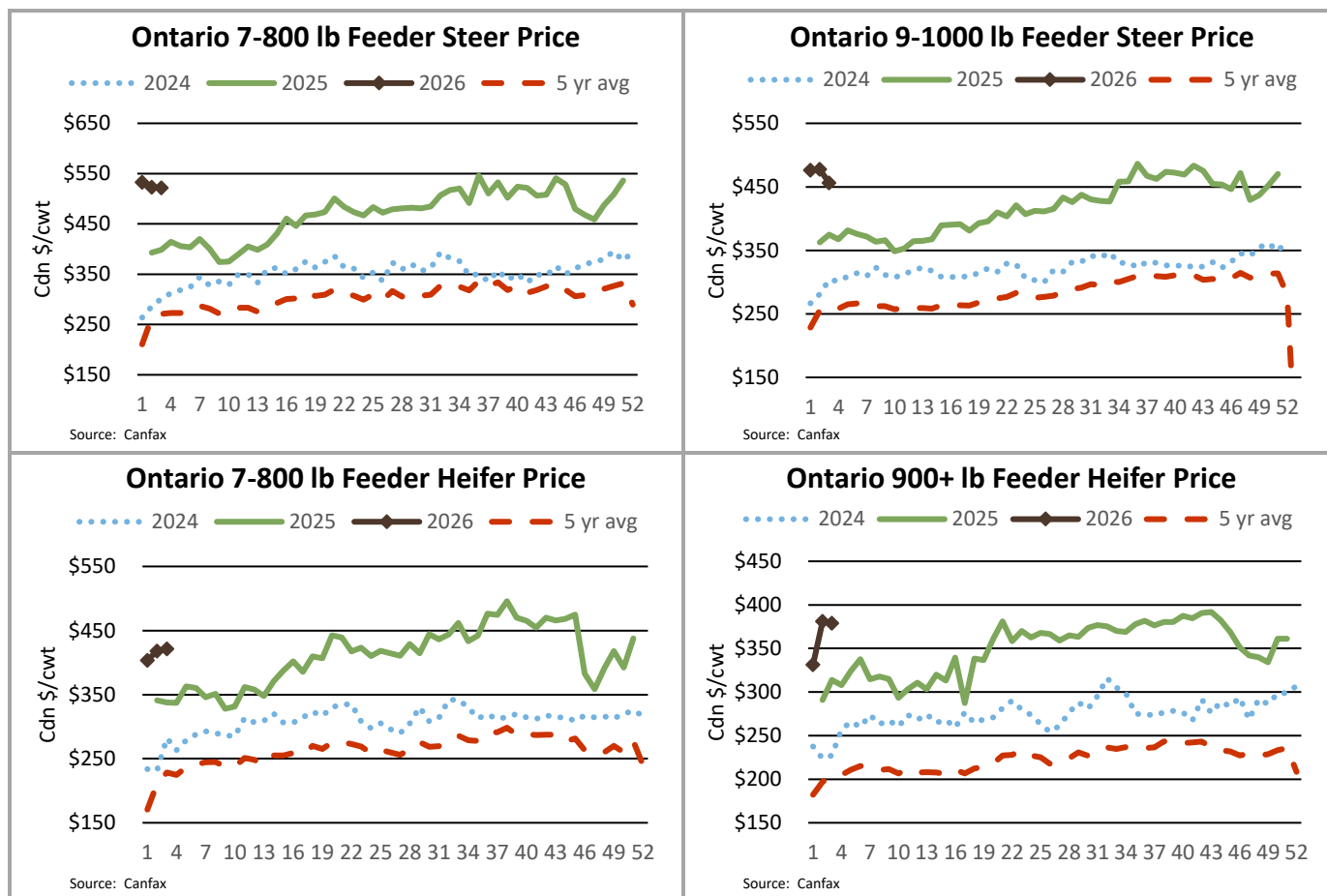
FED CATTLE	Volume	Price Range	Average	Top	Last Week Avg
Large Frame Steers +1250	35	309.37-327.83	318.00	338.00	303.41
Medium Frame Steers +1250	61	301.77-321.83	310.54	331.00	308.09
Large & Medium Frame Steers +1250	96	303.26-323.82	312.93	338.00	304.47
Large Frame Heifers +1000	113	296.69-328.02	314.36	385.00	312.11
Medium Frame Heifers +1000	78	293.20-314.50	305.66	410.00	307.23
Large & Medium Frame Heifers +1000	191	286.14-323.47	309.90	410.00	311.08
Fed steers, Dairy & Dairy Cross +1250	42	266.13-291.72	282.61	316.75	277.36
Fed heifers, Dairy & Dairy Cross +1000	97	197.69-264.88	230.26	335.00	244.49
Cows - All Weights	2139	143.90-199.30	169.09	307.50	168.47
Bulls - All Weights	73	219.49-340.44	286.22	495.00	225.46

STOCKERS - Large and Medium Frame

STEERS	Volume	Price Range	Average	Top	Last Week Avg
1000+	462	409.15-455.48	435.56	462.50	441.72
900-999	158	424.41-472.84	456.03	480.00	477.59
800-899	273	466.74-516.17	491.68	532.50	496.85
700-799	223	478.75-553.95	521.59	580.00	523.04
600-699	345	500.49-622.05	578.40	647.50	585.50
500-599	389	532.97-665.19	618.35	757.50	637.79
400-499	206	593.52-737.42	683.66	790.00	638.50
<399	84	635.47-796.72	715.53	1850.00	695.81

STOCKERS - Large and Medium Frame

HEIFERS	Volume	Price Range	Average	Top	Last Week Avg
+900	406	343.76-404.45	379.02	425.00	381.07
800-899	103	362.12-460.94	414.08	475.00	422.06
700-799	102	399.61-440.91	421.37	455.00	417.78
600-699	173	419.52-541.66	485.45	580.00	464.52
500-599	192	478.80-585.91	536.01	647.00	522.06
400-499	142	459.61-654.44	567.81	690.00	520.22
300-399	44	473.86-645.68	554.75	740.00	551.08
<299	13	452.69-555.38	496.92	700.00	508.90



At Kawartha Lakes Community Sale Barn: **January 17, 2026** – 131 cows, 18 stockers, 2 bulls, 52 veal, 10 fed cattle

	Price Range	Avg.	Top
Cows	157.00-200.00	170.33	232.50
Veal calves 600 lbs & over	287.50-375.00	326.34	375.00
Veal calves 125 lbs & under	550.00-1900.00	1340.03	1950.00

At Denfield Livestock Exchange Inc.: **Jan 20, 2026** – 126 Fed Cattle, 52 Cows, 2 Bulls, 6 Veal, 123 Drop calves

	Price Range	Average	Top
Large & Medium Frame Fed Steers +1250 lbs	307.00-329.00	318.48	334.00
Large & Medium Frame Fed Heifers +1000 lbs	314.50-333.00	321.78	341.50
Fed Steers, Dairy & Dairy Cross +1250 lbs	316.75-316.75	316.75	316.75
Fed Heifers, Dairy & Dairy Cross +1000 lbs	308.50-335.00	317.28	335.00
Cows	140.00-181.00	164.14	200.00

At Aylmer Stockyards Inc.: **January 21, 2026** – 23 Fed cattle, 12 Stockers, 253 Cows, 13 Veal

	Price Range	Average	Top
Fed Heifers, dairy & dairy cross 1000+ lbs	162.00-256.99	224.40	256.99
Cows	130.00-241.99	178.09	254.00
Veal 600 lbs and over	310.00-345.99	334.79	345.99

ONTARIO STOCKER & FEEDER TRADE

Stocker sale at Brussels Livestock: **January 16, 2026 – 1,097 Stockers**

Steers	Price Range	Average	Top	Heifers	Price Range	Average	Top
1000+	409.00-458.00	432.77	458.00				
900-999	432.50-480.00	463.76	480.00	900+	350.00-403.75	382.00	405.00
800-899	502.50-528.00	516.44	532.50	800-899	398.00-467.00	435.26	467.00
700-799	535.00-573.00	555.10	573.00	700-799	415.00-450.00	423.24	452.50
600-699	557.00-647.50	609.61	647.50	600-699	447.50-480.00	468.57	480.00
500-599	639.50-740.00	682.17	757.50	500-599	551.00-647.00	590.18	647.00
400-499	685.00-780.00	728.42	790.00	400-499	410.00-660.00	568.24	660.00

Stocker sale at Renfrew Pontiac Livestock: **Jan 20, 2026: 342 Stockers**

Steers	Price Range	Average	Top	Heifers	Price Range	Average	Top
800-899	385.00-495.00	468.79	495.00				
700-799	425.00-542.49	503.30	542.49	700-799	375.00-429.99	415.50	429.99
600-699	389.99-634.99	571.60	634.99	600-699	404.99-559.99	473.89	559.99
500-599	475.00-684.99	632.89	684.99	500-599	400.00-587.50	512.30	587.50
400-499	479.99-739.90	675.49	739.90	400-499	459.99-670.00	560.79	670.00
<399	529.99-819.99	700.39	819.99				

Stocker sale at Ontario Livestock Exchange: **January 21, 2026 – 253 Stockers**

Steers	Price Range	Average	Top	Heifers	Price Range	Average	Top
1000+	430.00-462.50	450.45	462.50				
900-999	465.00-477.50	472.08	477.50				
800-899	480.00-482.50	482.29	482.50				

Stocker sale at Ontario Livestock Exchange: **January 22, 2026 – 696 Stockers**

Steers	Price Range	Average	Top	Heifers	Price Range	Average	Top
1000+	330.00-430.00	400.83	430.00				
900-999	380.00-460.00	433.46	460.00	900+	315.00-425.00	365.34	425.00
800-899	445.00-510.00	465.58	510.00	800-899	345.00-475.00	411.91	475.00
700-799	435.00-545.00	496.49	580.00	700-799	400.00-425.00	420.22	425.00
600-699	510.00-585.00	551.64	640.00	600-699	440.00-545.00	474.88	580.00
500-599	510.00-620.00	569.88	680.00	500-599	495.00-590.00	525.47	590.00
400-499	630.00-720.00	671.75	720.00	400-499	450.00-670.00	554.04	670.00
<399	550.00-710.00	617.86	710.00	300-399	500.00-710.00	583.64	710.00

Stocker sale at Ontario Stockyards Inc.: **January 22, 2026 – 747 Stockers**

Steers	Price Range	Average	Top	Heifers	Price Range	Average	Top
1000+	277.50-397.50	359.33	430.00				
800-899	400.00-521.00	484.32	521.00	800-899	260.00-392.50	330.23	413.00
700-799	503.00-569.00	540.24	569.00	700-799	405.00-455.00	427.69	455.00
600-699	530.00-643.00	596.97	643.00	600-699	430.00-540.00	508.78	540.00
500-599	580.00-680.00	647.24	735.00	500-599	495.00-580.00	545.49	600.00
400-499	620.00-772.00	717.45	772.00	400-499	500.00-655.00	594.49	690.00
<399	635.00-780.00	704.80	815.00	300-399	450.00-605.00	532.88	690.00

WEEKLY LIVE CATTLE EXPORTS - ONTARIO (USDA)

	Week ending Jan 10, 2026	Previous Week	Year to Date
Total live slaughter cattle exported through Ontario ports to the U.S.	3,707	1,301	3,707
Steers & Heifers & Cows	3,614	1,242	3,614
Bulls	93	59	93

LIVE CATTLE – CANADA (AAFC/USDA)

IMPORTS

Import % change
from 2024 YTD

EXPORTS

Export %
change from
2025 YTD

Jan 1- Oct 31/2025

Pure bred 2,126 -39%
Non-pure bred 416,938 34%

Jan 1-Jan 3/26

Processing steers, heifers & cows 4,889 -17%
Feeder cattle & calves 317 -66%
Bulls 72 38%
Breeding/other 132 -30%
Total 5,410 -24%

FEDERALLY INSPECTED PROCESSING - Canfax/CBGA

	Week Ending Jan 17, 2026	# of hd change from week ago	YTD	% Change (Week Ago)	% Change (Year Ago)
ONTARIO	9,011	-1,204	19,226	-12%	-34.9%
CANADA	54,139	-759	109,037	-1%	-32%
Western Processing	43,492	466	86,518	1%	-31%
Eastern Processing	10,647	-1,225	22,519	-10%	-34%

AVERAGE CARCASS WEIGHTS – Canfax/CBGA

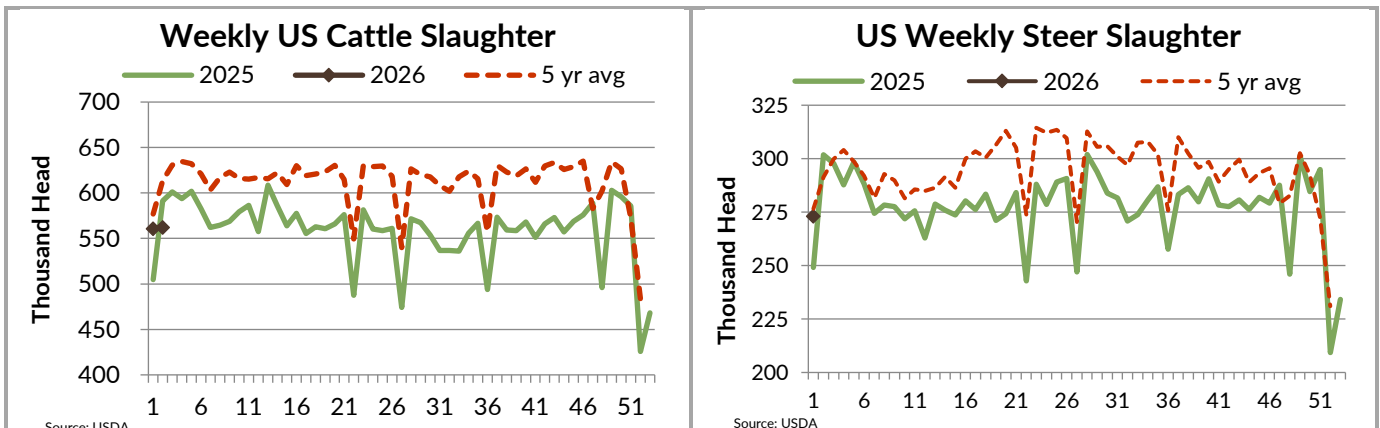
	CANADA		ONTARIO	
Week ending	Steers	Heifers	Steers	Heifers
17-Jan-26	977	894	1,007	907
10-Jan-26	987	893	1,003	889
18-Jan-25	957	877	992	877

DOMESTIC BEEF PRODUCTION – CANADA (million pounds) (Canfax/CBGA)

	January 17, 2026	Wk ago chg	YTD	YTD chg
Fed	42.9	-3%	87.3	-28%
Non-Fed	7.2	8%	13.8	-38%
Total	50.1	-2%	101.1	-30%

USDA ESTIMATED CATTLE PROCESSING VOLUME

	Week Ending January 24, 2026	Previous Week	Year Ago
Grand Total	535,000	562,000	594,000



QUEBEC ELECTRONIC AUCTION MARKET (F.O.B. THE FEEDLOT)

For the week ending January 22, 2026

Price
N/A

Change from Last Week
N/A

ALBERTA DIRECT TRADE

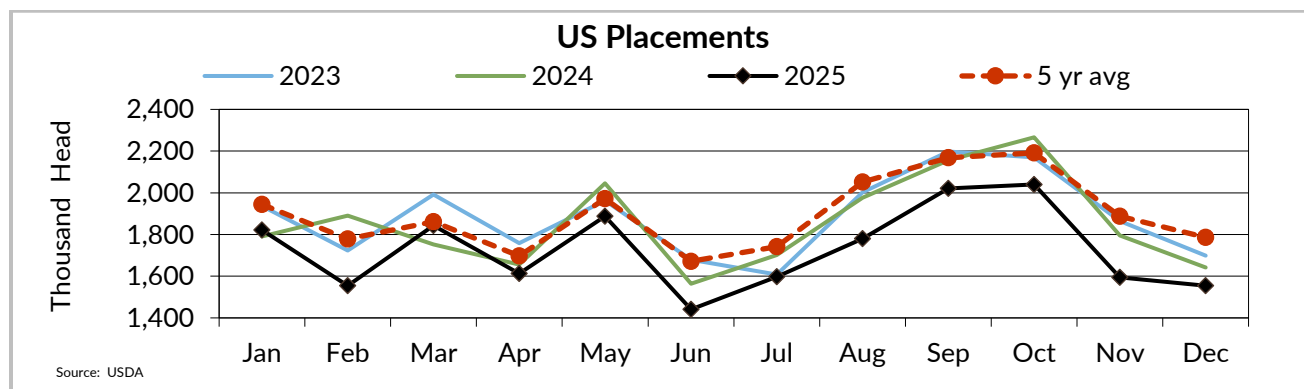
Alberta's direct trade: for the week ending January 22, 2026

Steers	Live- FOB	N/A	Rail- FOB	503.50-506.50
Heifers	Live- FOB	N/A	Rail- FOB	503.50-506.50

U.S. TRADE (U.S. funds)

The U.S. cash cattle trade: for the week ending January 22, 2026

Choice and Select Steers and Heifers:	Live	231.00-234.00
	Rail	365.00-365.00



U.S. BOXED BEEF CUT-OUT VALUES (U.S. funds)

	Choice	Select
	600-900	600-900
Current Five-Day Average	365.01	360.91

CANADIAN BEEF EXPORTS Jan 1 - Oct 31/2026 (AAFC)

	Tonnes	% chg	vol chg		Tonnes	% chg	vol chg
United States	301,873	-2%	-6,168	Mexico	26,987	10%	2,437
Japan	34,282	-8%	-2,840	South Korea	11,263	-9%	-1,050
Vietnam	11,253	3%	362	Total	401,338	-2%	-8,238

BEEF IMPORTS - CANADA (AAFC)

	Jan 1 - Jan 10, 2026	Last Year Same Time	% Change
United States	3,312	3,356	-1%
Australia	2,503	1,677	49%
New Zealand	2,754	1,212	127%
Uruguay	N/A	N/A	N/A
Mexico	159	191	-17%
Non-CUSMA	5,574	5,445	2%
EU-27 (beef/veal total)	129	562	-77%
Total	14,431	12,443	16%

CHICAGO MERCANTILE EXCHANGE

Closing quotes on futures **today** were as follows:

Live Cattle			Feeder Cattle			Corn		
Feb	234.90	+2.53	Jan	364.80	+1.08	Mar	4.304	+6.4
Apr	236.93	+2.10	Mar	360.18	+0.90	May	4.380	+5.6
Jun	232.50	+1.60	Apr	358.75	+0.80	Jul	4.436	+5.2
Aug	230.03	+1.28	May	356.05	+0.58	Sep	4.420	+4.2
Oct	229.43	+0.95	Aug	355.33	+0.40	Dec	4.552	+3.4
Dec	229.93	+0.75	Sep	352.75	+0.40	Mar	4.676	+3.0

Soybeans			Soft Red Winter Wheat			Canadian \$		
	<i>US \$/bu</i>			<i>US \$/bu</i>				
Mar	10.676	+3.6	Mar	5.294	+14.0	Spot	72.95	+0.44
May	10.794	+3.2	May	5.390	+12.4	Mar	73.12	+0.44
Jul	10.924	+3.4	Jul	5.510	+12.0	Jun	73.41	+0.46
Aug	10.904	+3.6	Sep	5.650	+11.4	Sep	73.65	+0.45
Sep	10.762	+4.6	Dec	5.842	+11.0	Dec	73.86	+0.45
Nov	10.820	+4.6	Mar	6.002	+10.2	Mar	74.03	+0.46

Beef Farmers of Ontario | Phone: 519.824.0334 | Fax: 519.824.9101 | Email: markets@ontariobeef.com

ONTARIO STOCKER & FEEDER SPECIAL FALL SALES

Jan 24	11:00 AM	Denfield Livestock Exchange	Annual January Stocker Sale
Jan 28	10:00 AM	Kawartha Lakes Community Sale Barn	Peterborough Cattlemen/ Victoria Beef Producers
Mar TBD	11:00 AM	Hoards Station Sale Barn	Quinte Sale-Vaccinations preferred, catalogued- Farm Fresh
Apr 22	10:00 AM	Kawartha Lakes Community Sale Barn	KLC Calf & Yearling Sale
May 2	10:00 AM	Algoma Co-op Livestock Sales-Thessalon	Stockers- Farm fresh, 50% vaccinated, sold in farmer lots
May 6	10:00 AM	Kawartha Lakes Community Sale Barn	Peterborough Cattlemen/ Victoria Beef Producers
May 7	10:00 AM	Grey-Bruce Livestock Co-op-Wiarton	Stocker Sale - 90% vaccinated
May TBD	11:00 AM	Hoards Station Sale Barn	Quinte Sale-100% Vaccinated, catalogued- Farm Fresh

Comments for the week ending January 22, 2026

Fed steers and heifers sold through auction markets, at 287 head, were down 197 head from the previous week and 6 head larger than the same time last year. Fed steers averaged \$312.93/cwt, up \$8.46/cwt from the previous week's trade and \$40.13/cwt above year ago prices. Fed heifers averaged \$309.90/cwt, down \$1.18/cwt from the previous week and \$43.23/cwt higher than last year. Auction markets reported that fed steers and heifers sold \$1.00/cwt higher at Ontario Livestock Exchange.

Light trade has been reported in Ontario this week with dressed sales at \$530/cwt delivered, steady with last week. Cattle are being booked for the week of February 2nd and 9th delivery. For the week ending January 17th, 2026, Eastern Canadian processing was 15.6% below a year ago and 19.5% lower than the five-year average. YTD processing is down 34% from a year ago, with steers down 35% and heifers down 34%, cows down 30% and bulls down 41%. For the week ending January 10th, 2026, Eastern fed cattle and cow exports to the U.S. were 3,821 head, 151% above the five-year average. YTD Eastern fed cattle and cow exports were up 95% from last year.

Cull cow receipts sold through auction markets were 2,139 head, down 523 head from the previous week and down 31 head from last year. Cows averaged \$169.09/cwt, up \$0.62/cwt from the previous week and up \$13.99/cwt from last year. Beef cow prices averaged \$180.51/cwt, up \$1.82/cwt from the previous week's trade and \$19.63/cwt above year ago prices. Auction markets reported that cull cows traded steady.

Total receipts were 7,294 head, with receipts of 3,315 stocker and feeder cattle selling through Ontario auction markets, down 775 head from the previous week and 167 head more than the same week last year. Auction markets reported feeder cattle sold steady, and stockers sold actively at stronger prices. In the feeder market, steer prices were down \$2.25/cwt on average compared to last week with heifers up \$11.39/cwt. Actual average prices collected this week saw steers from 400-500 lbs trading \$45.16/cwt higher than last week on average, 500-600 lbs down \$19.44/cwt, 600-700 lbs down \$7.10/cwt, 700-800 lbs down \$1.45/cwt, 800-900 lbs were down \$5.17/cwt, steers 900-1000 lbs down \$21.56/cwt and steers 1000 lbs plus averaged \$6.16/cwt weaker than the previous week's weighted average prices. Heifers from 300-400 lbs were up \$3.67/cwt from last week on average, 400-500 lbs up \$47.59/cwt, 500-600 lbs up \$13.95/cwt, 600-700 lbs up \$20.93/cwt, 700-800 lbs up \$3.59/cwt, 800-900 lbs down \$7.98/cwt and heifers 900 lbs and over averaged \$2.05/cwt weaker than the previous week's weighted average prices. For the week ending January 10th, 2026, Eastern feeder exports to the U.S. were 890 head, 120% above five-year average. YTD Eastern feeder exports are up 26% from last year.

The Quebec electronic market this week sold at \$528.00/cwt dressed on a picked-up basis.

Alberta direct trade last week saw dressed sales reported from \$505-508/cwt delivered. Fed prices averaged over \$300/cwt, while cow prices averaged over \$220/cwt. Fed prices are \$15/cwt shy of their highs set back last fall, while cow prices are within \$10/cwt of their record highs. Over the past couple of weeks, the Alberta fed cash-to-futures basis has averaged around -\$23/cwt. For the week ending January 17th, 2026, Western Canadian fed processing was 36,792 head. YTD processing is 3.7% higher than last year. This week, Alberta direct cattle sales on January 21st saw light trade develop with dressed sales and bids reported from \$505-508/cwt delivered, steady with last week.

The U.S. cash cattle trade last week saw dressed sales in Iowa and Nebraska at \$365/cwt; while live sales ranged from \$230-233/cwt. Dressed sales are steady with the previous week, while live deals were steady to \$1/cwt weaker. Sales in Texas and Kansas were at \$233/cwt, fully steady. Choice cutouts ended the week \$4/cwt stronger than the previous week but underperformed compared to Select which closed just shy of \$8/cwt higher. Trims and grinds ended the week up \$9-17/cwt from the previous week and \$51-72/cwt stronger than last year. The All-fresh beef retail price for the month of December was reported at \$9.55/lb, record high.

US beef exports for the month of October were 18% lower than last year. Less beef ended up being shipped to China, South Korea, and Mexico. YTD beef exports are down 12% compared to 2024. Some industry estimates are expecting US beef imports in 2026 to be 3% larger than 2025. USDA released its annual crop report last week. Corn for grain production was estimated record large at 17.0 billion bushels, up 269 million bushels from USDA's previous estimate in November and up 2 billion bushels from 2024. The near-by contract hit the lowest point since August.