



WEEKLY MARKET INFORMATION REPORT – FOR THE WEEK ENDING THURSDAY MARCH 26, 2026

The following information is collected from various sources and disseminated by Beef Farmers of Ontario.

ONTARIO DIRECT TO PACKER RAILGRADE CATTLE TRADE

Prices are on a carcass weight basis before grade and weight discounts:

A Grade Steers **530.00**
A Grade Heifers **530.00**

ONTARIO LIVE CATTLE TRADE

Ontario auction sales this week saw weighted average price ranges for:

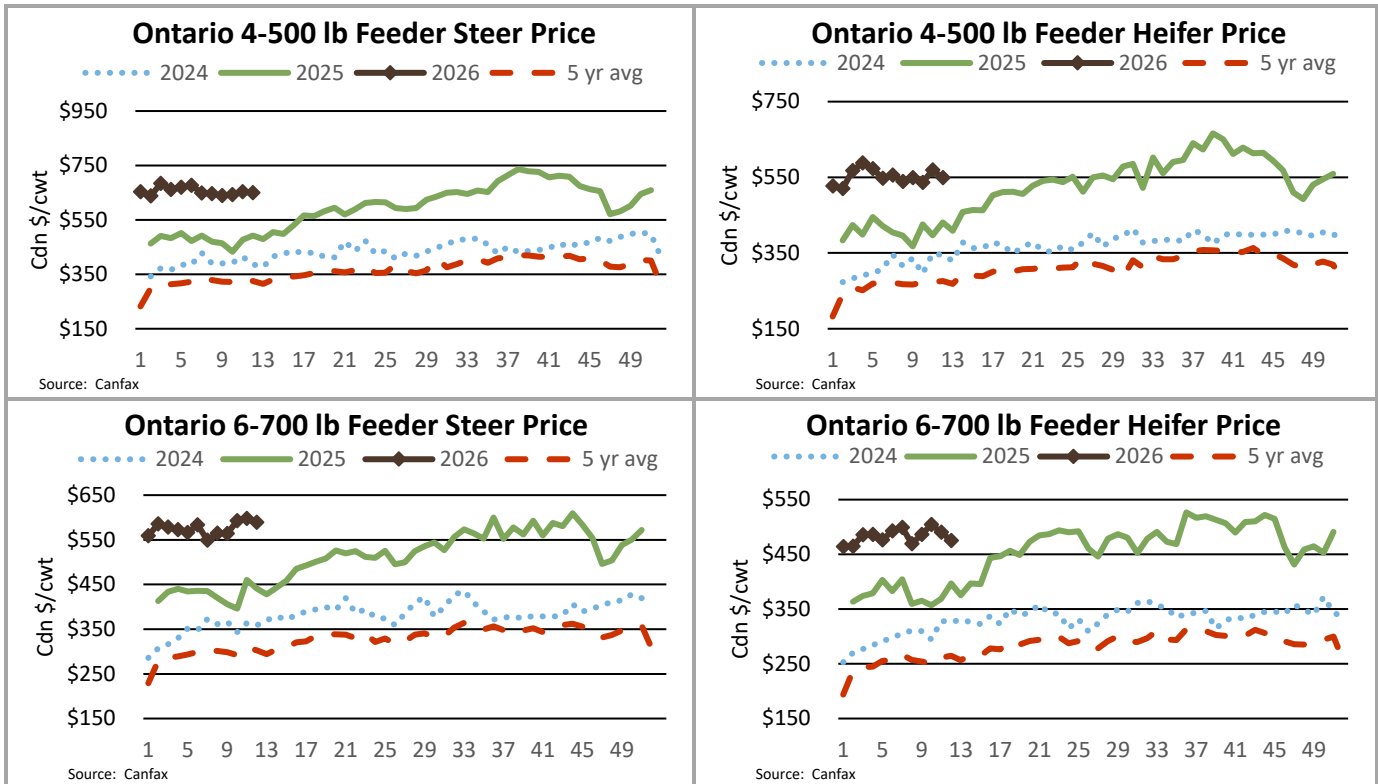
FED CATTLE	Volume	Price Range	Average	Top	Last Week Avg
Large Frame Steers +1250	116	297.22-333.48	320.37	354.00	316.20
Medium Frame Steers +1250	110	306.31-327.12	319.51	337.00	318.32
Large & Medium Frame Steers +1250	210	306.28-329.71	321.28	354.00	316.87
Large Frame Heifers +1000	168	310.17-328.49	322.74	395.00	320.39
Medium Frame Heifers +1000	172	305.20-327.75	316.72	385.00	312.21
Large & Medium Frame Heifers +1000	340	305.51-328.67	320.17	395.00	315.41
Fed steers, Dairy & Dairy Cross +1250	44	238.31-294.68	274.58	326.00	287.29
Fed heifers, Dairy & Dairy Cross +1000	152	209.39-303.47	262.31	323.49	253.22
Cows - All Weights	2076	167.86-238.91	200.72	394.00	193.83
Bulls - All Weights	79	229.26-280.96	254.29	490.00	261.30

STOCKERS - Large and Medium Frame

STEERS	Volume	Price Range	Average	Top	Last Week Avg
1000+	597	417.24-455.96	437.24	467.50	439.76
900-999	319	429.51-499.01	465.80	513.00	453.91
800-899	323	457.13-516.95	495.33	538.00	504.57
700-799	364	485.16-559.86	527.61	624.00	543.99
600-699	396	536.62-637.84	589.12	685.00	597.99
500-599	370	559.41-703.45	641.00	790.00	635.72
400-499	159	587.89-719.79	649.42	777.50	652.99
<399	70	581.21-801.93	692.47	1500.00	691.71

STOCKERS - Large and Medium Frame

HEIFERS	Volume	Price Range	Average	Top	Last Week Avg
+900	209	340.68-396.48	377.81	442.00	388.64
800-899	116	342.00-438.15	395.13	480.00	404.40
700-799	142	397.87-495.49	442.18	570.00	446.41
600-699	302	441.97-509.38	474.97	585.00	490.69
500-599	288	499.73-601.40	550.37	677.00	546.20
400-499	217	481.00-602.67	549.13	686.00	569.33
300-399	40	510.88-647.38	590.13	750.00	564.01
<299	N/A	N/A	N/A	N/A	569.29



At Kawartha Lakes Community Sale Barn: **March 21, 2026 – 177 cows, 4 fed, 20 stockers, 14 bulls, 60 veal**

	Price Range	Avg.	Top
Cows	174.00-242.50	193.21	270.00
Bulls under 1600 lbs	247.00-290.00	260.75	290.00
Bulls over 1600 lbs	237.00-282.50	245.45	245.45
Veal calves 600 lbs & over	310.00-350.00	328.99	350.00
Veal calves 125 lbs & under	1550.00-2150.00	1746.32	2400.00

At Denfield Livestock Exchange Inc.: **Mar 24, 2026 – 280 Fed Cattle, 109 Cows, 7 Bulls, 2 Veal, 239 Drop calves**

	Price Range	Average	Top
Large & Medium Frame Fed Steers +1250 lbs	290.00 322.00	309.63	340.00
Large & Medium Frame Fed Heifers +1000 lbs	316.50 328.00	323.08	343.00
Fed Steers, Dairy & Dairy Cross +1250 lbs	250.00 320.50	301.24	326.00
Fed Heifers, Dairy & Dairy Cross +1000 lbs	259.00 321.50	311.36	323.00
Cows	175.00 241.00	208.37	310.00

At Aylmer Stockyards Inc.: **March 25, 2026 – 71 Fed cattle, 113 Stockers, 263 Cows, 3 Bulls, 26 Veal**

	Price Range	Average	Top
Large & Medium Frame Fed Heifers +1000 lbs	243.00 325.49	300.99	325.49
Fed Heifers, dairy & dairy cross 1000+ lbs	175.00 323.49	257.10	323.49
Cows	142.50 295.00	219.09	307.50
Veal 600 lbs and over	222.50 450.00	348.70	450.00

ONTARIO STOCKER & FEEDER TRADE

Stocker sale at Brussels Livestock: **March 20, 2026 – 886 Stockers**

Steers	Price Range	Average	Top	Heifers	Price Range	Average	Top
1000+	401.00-451.50	426.86	456.00				
900-999	430.00-513.00	474.79	513.00	900+	370.00-420.00	401.73	442.00
800-899	515.00-538.00	526.43	538.00	800-899	420.00-449.00	439.83	460.00
700-799	482.50-592.50	545.55	624.00	700-799	395.00-475.00	433.29	495.00
600-699	594.00-672.00	627.60	672.00	600-699	462.50-530.00	499.31	585.00
500-599	622.50-740.00	687.65	740.00	500-599	566.00-621.00	588.24	625.00
				400-499	575.00-647.50	626.03	660.00

Stocker sale at Hoard's Station Sale Barn: **Mar 24, 2026: 148 Stockers**

Steers	Price Range	Average	Top	Heifers	Price Range	Average	Top
600-699	447.50-606.00	520.41	606.00	600-699	390.00-530.00	470.94	530.00
500-599	500.00-620.00	563.25	655.00	500-599	380.00-545.00	459.55	600.00
400-499	485.00-622.50	570.28	662.50	400-499	500.00-600.00	541.20	600.00
<399	470.00-745.00	646.94	745.00				

Stocker sale at Renfrew Pontiac Livestock: **Mar 24, 2026: 303 Stockers**

Steers	Price Range	Average	Top	Heifers	Price Range	Average	Top
800-899	400.00-515.00	493.70	515.00				
700-799	404.99-576.99	533.19	576.99				
600-699	440.00-657.39	563.69	657.39	600-699	459.99-525.00	494.59	525.00
500-599	434.90-719.89	620.19	719.89	500-599	440.00-600.00	534.90	600.00
400-499	584.99-740.09	630.79	740.09	400-499	389.99-615.00	525.00	615.00
<399	450.00-869.99	672.20	1500.00	300-399	550.00-670.00	599.50	670.00

Stocker sale at Aylmer Stockyards Inc.: **March 25, 2026 - 113 Stockers**

Steers	Price Range	Average	Top	Heifers	Price Range	Average	Top
				600-699	370.00-484.99	468.49	484.99
				500-599	445.00-575.00	519.70	575.00

Stocker sale at Ontario Livestock Exchange: **March 25, 2026 - 478 Stockers**

Steers	Price Range	Average	Top	Heifers	Price Range	Average	Top
1000+	431.00-467.50	448.63	467.50				
900-999	460.00-504.00	484.24	504.00				
800-899	455.00-502.50	484.38	502.50	800-899	275.00-390.00	351.67	390.00

Stocker sale at Vankleek Hill Livestock Exchange: **March 25, 2026 - 203 Stockers**

Steers	Price Range	Average	Top	Heifers	Price Range	Average	Top
800-899	400.00-512.50	454.59	512.50				
700-799	340.00-550.00	434.29	550.00	700-799	400.00-515.00	440.69	515.00
600-699	512.50-636.00	581.91	636.00	600-699	435.00-550.00	447.25	550.00
500-599	570.00-665.00	623.15	688.00	500-599	440.00-572.50	522.19	572.50
400-499	640.00-745.00	701.95	745.00	400-499	375.00-592.50	481.72	592.50

Stocker sale at Ontario Livestock Exchange: **March 26, 2026 - 675 Stockers**

Steers	Price Range	Average	Top	Heifers	Price Range	Average	Top
1000+	380.00-405.00	401.00	430.00				
900-999	305.00-465.00	375.60	470.00	900+	290.00-366.00	344.44	366.00
800-899	340.00-490.00	447.26	490.00	800-899	230.00-403.00	326.47	410.00
700-799	410.00-485.00	448.79	555.00	700-799	355.00-570.00	452.00	570.00
600-699	410.00-570.00	484.32	680.00	600-699	410.00-480.00	452.16	480.00
500-599	500.00-665.00	585.51	710.00	500-599	460.00-570.00	520.00	570.00
400-499	450.00-640.00	510.65	675.00	400-499	440.00-525.00	488.63	580.00
<399	520.00-725.00	596.47	875.00	300-399	530.00-630.00	589.00	630.00

Stocker sale at Ontario Stockyards Inc: **March 26, 2026 - 741 Stockers**

Steers	Price Range	Average	Top	Heifers	Price Range	Average	Top
1000+	250.00-335.00	314.50	420.00				
900-999	451.00-489.00	476.58	489.00	900+	306.00-306.00	306.00	306.00
800-899	502.50-525.00	506.48	525.00	800-899	400.00-462.50	428.91	462.50
700-799	532.50-590.00	566.90	605.00	700-799	410.00-457.50	433.19	470.00
600-699	550.00-635.00	609.67	662.50	600-699	450.00-525.00	482.23	541.00
500-599	650.00-749.00	697.52	749.00	500-599	540.00-631.00	571.55	631.00
400-499	650.00-755.00	719.02	777.50	400-499	540.00-655.00	599.45	686.00
<399	730.00-830.00	805.21	830.00	300-399	490.00-640.00	599.55	640.00

WEEKLY LIVE CATTLE EXPORTS - ONTARIO (USDA)

	Week ending Mar 14, 2026	Previous Week	Year to Date
Total live slaughter cattle exported through Ontario ports to the U.S.	3,284	3,650	42,152
Steers & Heifers & Cows	3,165	3,566	40,958
Bulls	119	84	1,194

LIVE CATTLE - CANADA (AAFC/USDA)

IMPORTS		Import % change from 2025 YTD	EXPORTS		Export % change from 2025 YTD
Jan 1- Jan 31/2026			Jan 1- March 7/26		
Pure bred	1,105	853%	Processing steers, heifers & cows	102,090	-25%
Non-pure bred	39,677	-13%	Feeder cattle & calves	18,402	-46%
			Bulls	2,864	-11%
			Breeding/other	4,096	-9%
			Total	127,452	-28%

FEDERALLY INSPECTED PROCESSING - Canfax/CBGA

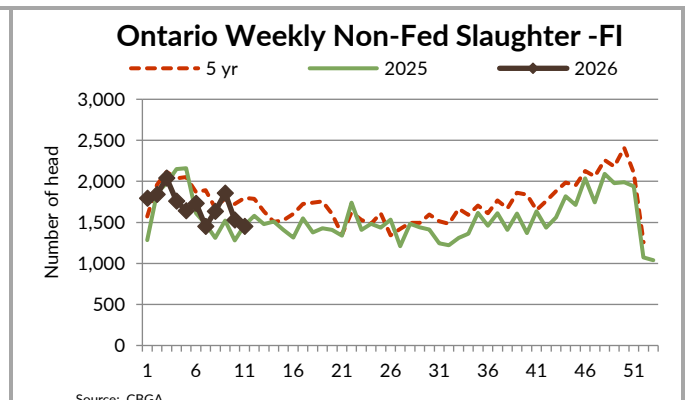
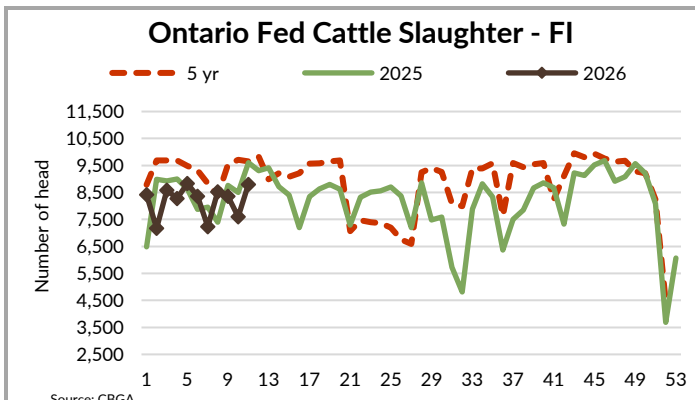
	Week Ending Mar 21, 2026	# of hd change from week ago	YTD	% Change (Week Ago)	% Change (Year Ago)
ONTARIO	10,255	1,125	108,899	12%	-1.2%
CANADA	60,509	7,965	594,460	15%	-1%
Western Processing	48,764	7,025	467,306	17%	-2%
Eastern Processing	11,745	940	127,154	9%	0%

AVERAGE CARCASS WEIGHTS - Canfax/CBGA

Week ending	CANADA		ONTARIO	
	Steers	Heifers	Steers	Heifers
21-Mar-26	966	897	1,008	897
14-Mar-26	960	904	1,018	891
15-Mar-25	956	875	988	846

DOMESTIC BEEF PRODUCTION - CANADA (million pounds) (Canfax/CBGA)

	March 21, 2026	Wk ago chg	YTD	YTD chg
Fed	48.9	17%	473.6	3%
Non-Fed	7.0	2%	75.6	-8%
Total	55.9	15%	549.2	1%



USDA ESTIMATED CATTLE PROCESSING VOLUME

	Week Ending March 28, 2026	Previous Week	Year Ago
Grand Total	520,000	503,000	609,000

QUEBEC ELECTRONIC AUCTION MARKET (F.O.B. THE FEEDLOT)

For the week ending March 26, 2026	Price N/A	Change from Last Week N/A
------------------------------------	--------------	------------------------------

ALBERTA DIRECT TRADE

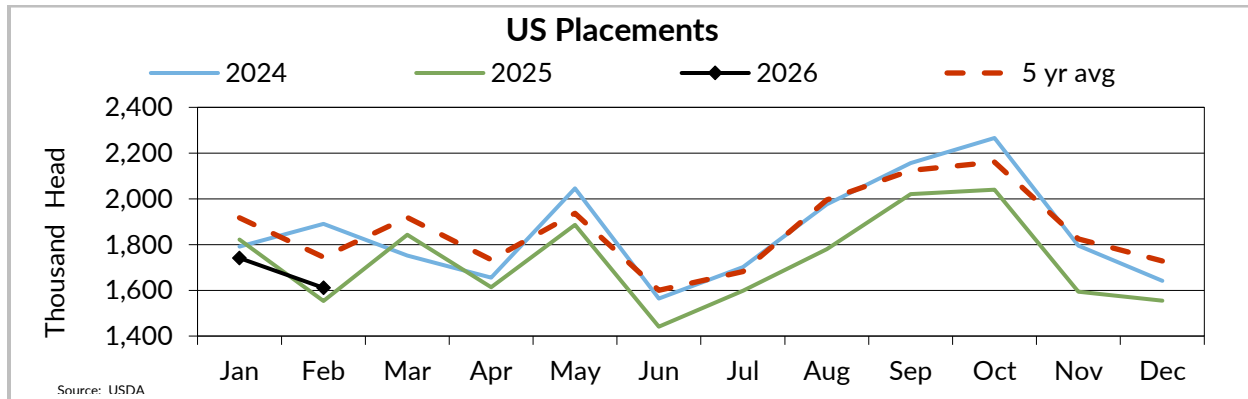
Alberta's direct trade: for the week ending March 26, 2026

Steers	Live- FOB	353.50-353.55	Rail- FOB	537.00-538.50
Heifers	Live- FOB	N/A	Rail- FOB	535.50-539.00

U.S. TRADE (U.S. funds)

The U.S. cash cattle trade: for the week ending March 26, 2026

Choice and Select Steers and Heifers:	Live	232.00-235.00
	Rail	368.00-372.00



U.S. BOXED BEEF CUT-OUT VALUES (U.S. funds)

	Choice 600-900	Select 600-900
Current Five-Day Average	396.14	393.68

CANADIAN BEEF EXPORTS Jan 1 - Jan 31/2026 (AAFC)

	Tonnes	% chg	vol chg		Tonnes	% chg	vol chg
United States	28,496	-9%	-2,923	Mexico	4,063	26%	833
Japan	3,400	-27%	-1,245	South Korea	608	-65%	-1,108
Vietnam	1,471	76%	634	Total	39,964	-8%	-3,486

BEEF IMPORTS – CANADA (AAFC)

	Jan 1 – Mar 14, 2026	Last Year Same Time	% Change
United States	18,418	20,989	-12%
Australia	11,994	6,379	88%
New Zealand	11,782	6,834	72%
Uruguay	1,920	2,498	-23%
Mexico	2,205	1,739	27%
Non-CUSMA	35,515	24,400	46%
EU-27 (beef/veal total)	1,569	3,022	-48%
Total	83,403	65,861	27%

CHICAGO MERCANTILE EXCHANGE

Closing quotes on futures **today** were as follows:

Live Cattle			Feeder Cattle			Corn		
Apr	238.50	+3.40	Apr	361.45	+6.38	May	4.620	-5.0
Jun	238.78	+3.98	May	359.83	+8.08	Jul	4.734	-4.4
Aug	236.05	+3.65	Aug	357.80	+7.43	Sep	4.764	-4.0
Oct	232.93	+2.88	Sep	355.53	+6.75	Dec	4.902	-4.2
Dec	232.53	+2.53	Oct	353.15	+6.25	Mar	5.006	-3.6
Feb	232.63	+2.35	Nov	350.45	+5.40	May	5.072	-3.4

Soybeans			Soft Red Winter Wheat			Canadian \$		
	<i>US \$/bu</i>			<i>US \$/bu</i>				
May	11.592	-14.4	May	6.050	+0.2	Spot	72.01	-0.20
Jul	11.752	-14.2	Jul	6.160	+0.2	Jun	72.25	-0.22
Aug	11.704	-12.4	Sep	6.290	n/c	Sep	72.51	-0.22
Sep	11.444	-9.6	Dec	6.460	-0.2	Dec	72.72	-0.23
Nov	11.440	-8.6	Mar	6.592	-0.2	Mar	72.89	-0.24
Jan	11.550	-8.4	May	6.650	+0.2	Jun	73.01	-0.25

Beef Farmers of Ontario | Phone: 519.824.0334 | Fax: 519.824.9101 | Email: markets@ontariobeef.com

ONTARIO STOCKER & FEEDER SPECIAL SPRING SALES

28-Mar	11:00 AM	Denfield Livestock Exchange	Special Spring Stocker Sale
11-Apr	1:00 PM	Brussels Livestock	Special Bred Cow/Heifer Sale
11-Apr	11:00 AM	Denfield Livestock Exchange	Special Spring Stocker Sale
18-Apr	8:30 AM	Rainy River Cattlemens Sale	Special Spring Stocker Sale/Cows/Bulls
22-Apr	10:00 AM	Kawartha Lakes Community Sale Barn	KLC Special Spring Stocker Sale
25-Apr	11:00 AM	Denfield Livestock Exchange	Bred Cow & Cow Calf Pair Sale
29-Apr	12:00 PM	Aylmer Stockyards Inc	Special Spring Stocker Sale
29-Apr	1:00 PM	Vankleek Hill Livestock Exchange	Special Spring Stocker Sale

Comments for the week ending March 26, 2026

Fed steers and heifers sold through auction markets, at 566 head, were up 130 head from the previous week and 326 head smaller than the same time last year. Fed steers averaged \$321.28/cwt, up \$4.41/cwt from the previous week's trade and \$51.79/cwt above year ago prices. Fed heifers averaged \$320.17/cwt, up \$4.76/cwt from the previous week and \$50.13/cwt higher than last year. Auction markets reported that fed steers and heifers sold steady to stronger.

In Ontario, very light trade has been reported at \$530/cwt delivered, \$5/cwt higher than the previous week. Cattle are being booked for the week of March 30th. For the week ending March 21, 2026, Eastern Canadian processing was 6.4% below a year ago and 9.8% lower than the five-year average. YTD processing is steady with a year ago, with steers down 1% and heifers down 1%, cows up 1% and bulls down 30%. For the week ending March 14, 2026, Eastern fed cattle and cow exports to the U.S. were 3,361 head, 11% below last year and 12% above the five-year average. YTD Eastern fed cattle and cow exports were steady from last year.

Cull cow receipts sold through auction markets were 2,076 head, 267 head larger than the previous week and down 30 head from last year. Cows averaged \$200.72/cwt, up \$6.89/cwt from the previous week and up \$38.12/cwt from last year. Beef cow prices averaged \$209.47/cwt, up \$1.07/cwt from the previous week's trade and \$38.96/cwt above year ago prices. Auction markets reported cull cows sold \$5.00-8.00/cwt higher.

Total receipts were 8,288 head, with receipts of 3,916 stocker and feeder cattle selling through Ontario auction markets, down 349 head from the previous week but 370 head more than the same week last year. Auction markets reported good quality stocker and feeder cattle sold slightly higher. In the feeder market, steer prices were down \$3.34/cwt on average compared to last week with heifers down \$4.28/cwt. Actual average prices collected this week saw steers from 400-500 lbs trading \$3.57/cwt weaker than last week on average, 500-600 lbs up \$5.28/cwt, 600-700 lbs down \$8.87/cwt, 700-800 lbs down \$16.38/cwt, 800-900 lbs down \$9.24/cwt, steers 900-1000 lbs up \$11.89/cwt and steers 1000 lbs plus averaged \$2.52/cwt weaker than the previous week's weighted average prices. Heifers from 300-400 lbs were up \$26.12/cwt from last week on average, 400-500 lbs down \$20.20/cwt, 500-600 lbs up \$4.17/cwt, 600-700 lbs down \$15.72/cwt, 700-800 lbs down \$4.23/cwt, 800-900 lbs down \$9.27/cwt and heifers 900 lbs and over averaged \$10.83/cwt weaker than the previous week's weighted average prices. For the week ending March 14, 2026, Eastern feeder exports to the U.S. were 842 head, 315% higher than last year and 73% above the five-year average. YTD Eastern feeder exports are down 5% from last year.

The Quebec electronic market prices are not available at press time.

Alberta direct trade last week saw light to moderate trade reported with dressed sales at \$540/cwt delivered. Cattle that traded were scheduled for early April delivery. According to Canfax, "Over the past two weeks, Alberta fed prices have been trading par, to a slight premium against the Nebraska market." For the week ending March 21, 2026, Western Canadian fed processing was 42,320 head. YTD processing is 7.0% higher than last year. YTD Western Canada beef production is 3% larger than last year, at the same time, fed cattle prices are on average 14% higher than last year. Asking prices have been reported in the mid \$540's/cwt delivered.

The U.S. cash cattle trade last week saw dressed sales in Iowa and Nebraska at \$372/cwt while live sales in the North were at \$235/cwt, fully steady with the previous week. The All-fresh beef retail price for the month of February was \$9.64/lb, up \$0.18/lb from January. Retail beef prices established new highs and are 18% higher than last year. In January, beef imports were 8% larger than last year. Choice closed the week just above \$400/cwt while Select was fully steady. Lean 90% trim is up 12% since the start of the year, with fatty 50% trim up 38%.

USDA released its March 1st cattle on feed report on March 20. Survey fed cattle marketings were 7% below last year. February marketings were the smallest since 2015. Inventories were reported at 11.5 million head, slightly below last year and 3% lower than the five-year average. In February, the US feeder index hit new record highs, stronger prices did result in larger auction receipts for the month. Feedlot placements were 4% larger than last year. This is the first time in ten months that feedlot placements have been above last year.