



WEEKLY MARKET INFORMATION REPORT – FOR THE WEEK ENDING WEDNESDAY APRIL 1, 2026

The following information is collected from various sources and disseminated by Beef Farmers of Ontario.

ONTARIO DIRECT TO PACKER RAILGRADE CATTLE TRADE

Prices are on a carcass weight basis before grade and weight discounts:

A Grade Steers **535.00**
A Grade Heifers **534.00**

This week's report is short one day's data due to the Good Friday Holiday resulting in lighter volumes

ONTARIO LIVE CATTLE TRADE

Ontario auction sales this week saw weighted average price ranges for:

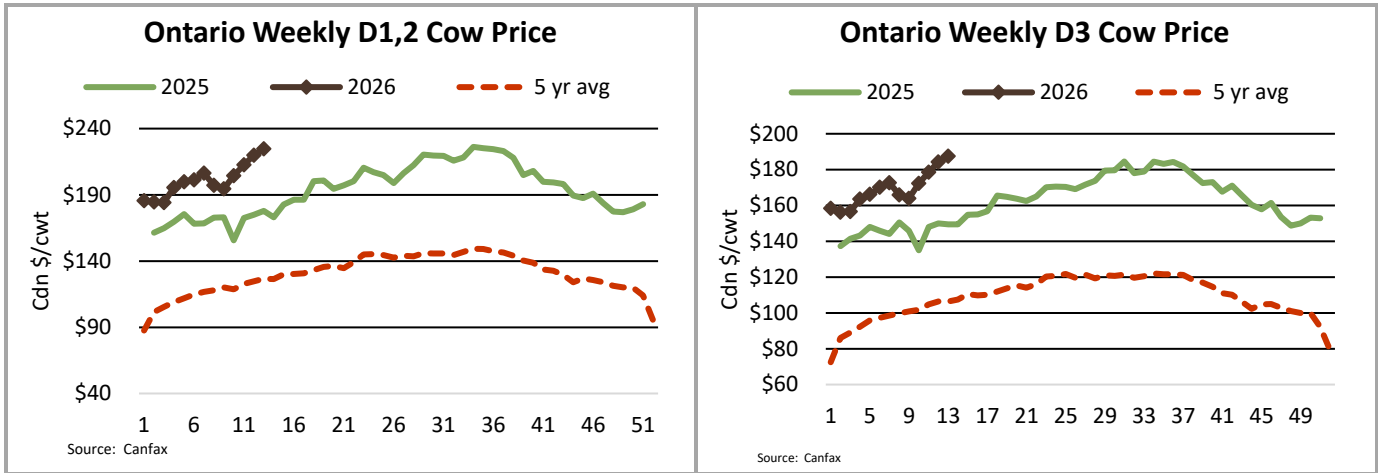
FED CATTLE	Volume	Price Range	Average	Top	Last Week Avg
Large Frame Steers +1250	24	304.31-328.50	317.80	352.50	320.37
Medium Frame Steers +1250	50	307.42-324.33	318.06	343.50	319.51
Large & Medium Frame Steers +1250	74	302.45-328.19	317.44	352.50	321.28
Large Frame Heifers +1000	86	308.60-332.15	323.50	350.50	322.74
Medium Frame Heifers +1000	122	314.64-330.44	322.67	345.50	316.72
Large & Medium Frame Heifers +1000	208	311.37-331.88	323.75	350.50	320.17
Fed steers, Dairy & Dairy Cross +1250	24	242.14-307.44	281.31	325.00	274.58
Fed heifers, Dairy & Dairy Cross +1000	91	217.50-296.91	264.60	324.50	262.31
Cows - All Weights	1445	169.58-244.41	205.30	339.00	200.72
Bulls - All Weights	71	234.92-300.64	269.77	522.20	254.29

STOCKERS - Large and Medium Frame

STEERS	Volume	Price Range	Average	Top	Last Week Avg
1000+	312	447.09-467.81	458.04	471.00	437.24
900-999	135	460.60-494.18	478.97	516.00	465.80
800-899	141	489.88-515.98	508.60	540.00	495.33
700-799	155	488.90-553.86	530.44	590.00	527.61
600-699	194	526.71-633.93	595.78	675.00	589.12
500-599	151	518.94-706.90	638.73	765.00	641.00
400-499	70	570.07-724.29	665.61	820.00	649.42
<399	21	534.05-714.05	623.95	980.00	692.47

STOCKERS - Large and Medium Frame

HEIFERS	Volume	Price Range	Average	Top	Last Week Avg
+900	34	320.25-384.37	360.17	425.00	377.81
800-899	88	422.09-438.85	429.97	465.00	395.13
700-799	120	453.89-509.27	479.30	532.50	442.18
600-699	217	469.49-531.07	500.41	585.00	474.97
500-599	161	487.92-577.81	534.55	650.00	550.37
400-499	48	436.64-639.01	553.26	759.99	549.13
300-399	23	516.30-647.17	579.74	779.99	590.13
<299	11	469.09-678.18	562.49	860.00	N/A



At Kawartha Lakes Community Sale Barn: **March 28, 2026 – 138 cows, 7 fed, 38 stockers, 10 bulls, 58 veal**

	Price Range	Avg.	Top
Cows	185.00-235.00	204.34	285.00
Bulls under 1600 lbs	215.00-284.00	260.92	284.00
Bulls over 1600 lbs	257.50-275.00	269.20	275.00
Veal calves 600 lbs & over	310.00-420.00	339.22	420.00
Veal calves 125 lbs & under	1800.00-2550.00	2053.88	2650.00

At Denfield Livestock Exchange Inc.: **Mar 31, 2026 – 201 Fed Cattle, 73 Cows, 2 Bulls, 0 Veal, 158 Drop calves**

	Price Range	Average	Top
Large & Medium Frame Fed Steers +1250 lbs	310.00-334.00	322.91	352.50
Large & Medium Frame Fed Heifers +1000 lbs	323.50-334.25	329.09	344.50
Fed Steers, Dairy & Dairy Cross +1250 lbs	315.00-325.00	321.57	325.00
Fed Heifers, Dairy & Dairy Cross +1000 lbs	248.00-324.50	296.30	324.50
Cows	191.00-251.00	217.56	276.00

At Aylmer Stockyards Inc.: **April 1, 2026 – 72 Fed cattle, 25 Stockers, 194 Cows, 4 Bulls, 17 Veal**

	Price Range	Average	Top
Large & Medium Frame Fed Heifers +1000 lbs	329.00-329.00	329.00	318.99
Fed Heifers, dairy & dairy cross 1000+ lbs	210.00-318.99	276.39	316.00
Cows	144.99-289.99	213.60	289.99
Bulls under 1600 lbs	200.00-222.99	209.69	222.99
Veal 600 lbs and over	302.00-415.00	338.49	415.00

ONTARIO STOCKER & FEEDER TRADE

Stocker sale at Denfield Livestock Exchange Inc.: **March 28, 2026 – 383 Stockers**

Steers	Price Range	Average	Top	Heifers	Price Range	Average	Top
900-999	430.00-475.00	455.29	475.00				
800-899	485.00-513.00	502.89	513.00	800-899	430.00-465.00	442.87	465.00
700-799	490.00-535.00	520.63	585.00	700-799	480.00-532.50	502.83	532.50
600-699	580.00-620.00	588.23	650.00	600-699	480.00-585.00	542.78	585.00
500-599	630.00-680.00	662.50	705.00	500-599	575.00-615.00	604.59	650.00
400-499	615.00-740.00	692.22	740.00				

Stocker sale at Hoard's Station Sale Barn: **Mar 31, 2026: 136 Stockers**

Steers	Price Range	Average	Top	Heifers	Price Range	Average	Top
700-799	450.00-510.00	496.35	510.00				
600-699	490.00-600.00	527.92	600.00	600-699	470.00-547.50	498.61	547.50
500-599	600.00-740.00	645.75	740.00	500-599	465.00-600.00	550.33	600.00
400-499	600.00-765.00	708.21	765.00	400-499	210.00-677.50	500.36	677.50
				300-399	430.00-650.00	535.36	650.00

Stocker sale at Keady Livestock Market: **Mar 31, 2026: 530 Stockers**

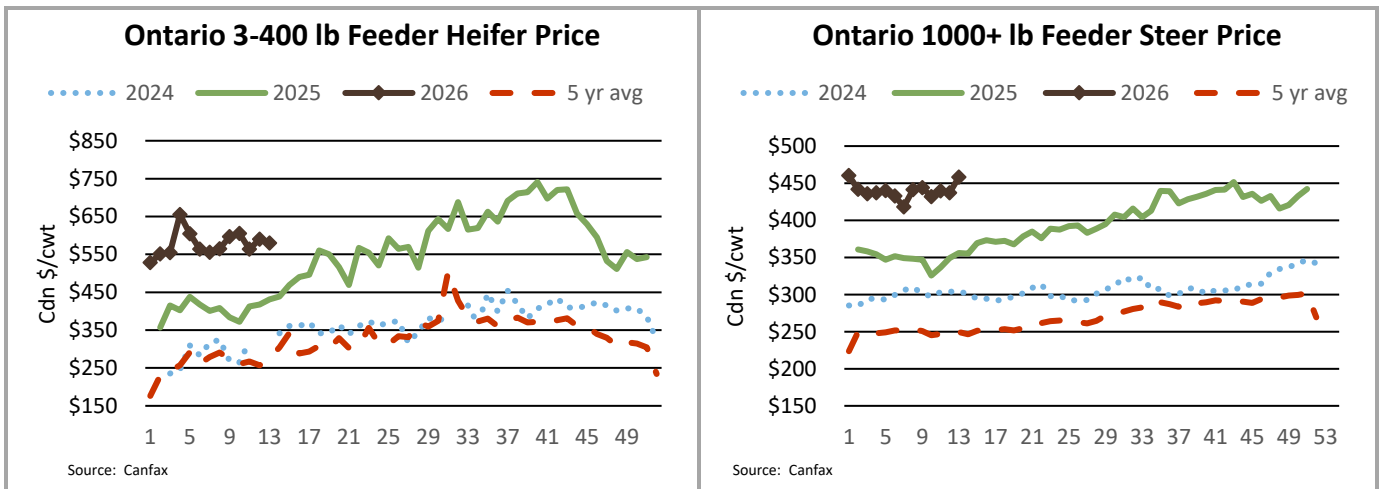
Steers	Price Range	Average	Top	Heifers	Price Range	Average	Top
1000+	415.00-430.00	425.71	430.00				
900-999	471.00-471.00	471.00	475.00	900+	340.00-410.00	399.23	410.00
800-899	495.00-518.00	512.39	518.00	800-899	428.00-428.00	428.00	428.00
700-799	540.00-587.00	572.44	587.00	700-799	440.00-490.00	460.82	490.00
600-699	620.00-671.00	648.66	675.00	600-699	480.00-516.00	492.34	565.00
500-599	670.00-715.00	693.33	715.00	500-599	480.00-574.00	516.77	590.00
400-499	695.00-815.00	782.88	820.00	400-499	560.00-620.00	600.56	650.00

Stocker sale at Renfrew Pontiac Livestock: **Mar 31, 2026: 217 Stockers**

Steers	Price Range	Average	Top	Heifers	Price Range	Average	Top
				800-899	375.00-440.00	424.00	440.00
700-799	445.00-590.00	525.99	590.00	700-799	389.99-495.00	450.99	495.00
600-699	470.00-675.00	621.69	675.00	600-699	479.99-545.00	512.69	545.00
500-599	415.00-765.00	664.40	765.00	500-599	429.99-604.99	534.40	604.99
400-499	609.99-750.00	692.30	750.00	400-499	484.99-759.99	630.49	759.99

Stocker sale at Ontario Livestock Exchange: **April 1, 2026 - 404 Stockers**

Steers	Price Range	Average	Top	Heifers	Price Range	Average	Top
1000+	450.00 471.00	461.05	471.00				
900-999	470.00 516.00	495.07	516.00				
800-899	512.50 540.00	536.70	540.00				



WEEKLY LIVE CATTLE EXPORTS - ONTARIO (USDA)

	Week ending Mar 21, 2026	Previous Week	Year to Date
Total live slaughter cattle exported through Ontario ports to the U.S.	3,260	3,284	45,412
Steers & Heifers & Cows	3,156	3,165	44,114
Bulls	104	119	1,298

LIVE CATTLE - CANADA (AAFC/USDA)

IMPORTS

Import % change
from 2025 YTD

EXPORTS

Export %
change from
2025 YTD

Jan 1- Jan 31/2026

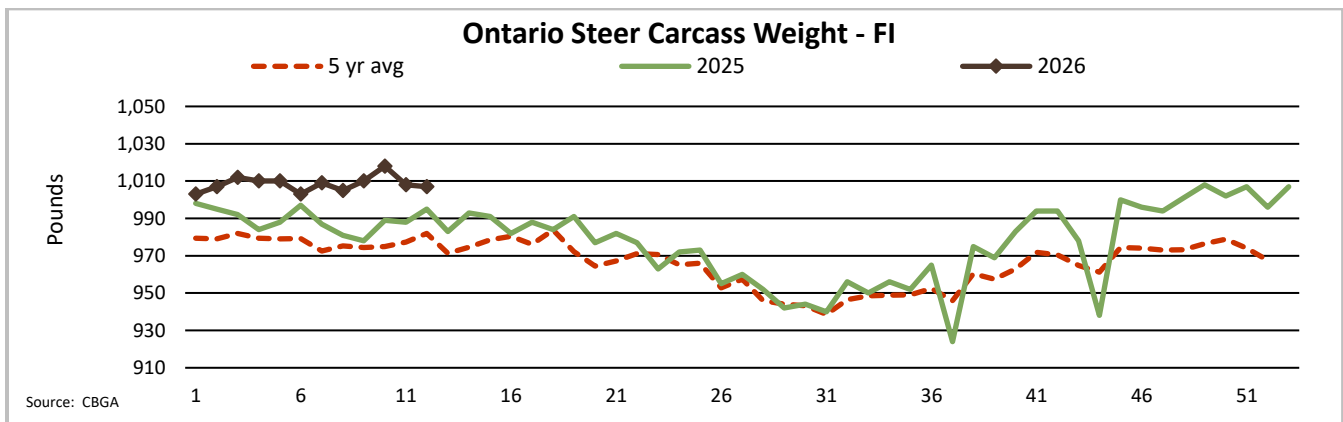
Pure bred	1105	853%
Non-pure bred	39677	-13%

Jan 1- March 14/26

Processing steers, heifers & cows	107,772	-27%
Feeder cattle & calves	21,338	-44%
Bulls	3,217	-10%
Breeding/other	4,644	-7%
Total	136,971	-29%

FEDERALLY INSPECTED PROCESSING - Canfax/CBGA

	Week Ending Mar 28, 2026	# of hd change from week ago	YTD	% Change (Week Ago)	% Change (Year Ago)
ONTARIO	10,087	-168	118,986	-2%	-1.8%
CANADA	52,895	-7,614	647,355	-13%	-3%
Western Processing	41,435	-7,329	508,741	-15%	-3%
Eastern Processing	11,460	-285	138,614	-2%	-1%



AVERAGE CARCASS WEIGHTS - Canfax/CBGA

Week ending	CANADA		ONTARIO	
	Steers	Heifers	Steers	Heifers
28-Mar-26	974	905	1,007	882
21-Mar-26	966	897	1,008	897
22-Mar-25	951	868	995	867

DOMESTIC BEEF PRODUCTION - CANADA (million pounds) (Canfax/CBGA)

	March 28, 2026	Wk ago chg	YTD	YTD chg
Fed	42.7	-13%	516.0	1%
Non-Fed	6.6	-6%	82.1	-8%
Total	49.3	-12%	598.0	0%

USDA ESTIMATED CATTLE PROCESSING VOLUME

	Week Ending Apr 4, 2026	Previous Week	Year Ago
Grand Total	N/A	N/A	N/A

QUEBEC ELECTRONIC AUCTION MARKET (F.O.B. THE FEEDLOT)

For the week ending April 1, 2026

Price
N/A

Change from Last Week
N/A

ALBERTA DIRECT TRADE

Alberta's direct trade: for the week ending April 1, 2026

Steers	Live- FOB	N/A	Rail- FOB	542.00-543.50
Heifers	Live- FOB	N/A	Rail- FOB	542.25-543.50

U.S. TRADE (U.S. funds)

The U.S. cash cattle trade: for the week ending April 1, 2026

Choice and Select Steers and Heifers:	Live	N/A
	Rail	380.00-380.00

U.S. BOXED BEEF CUT-OUT VALUES (U.S. funds)

	Choice 600-900	Select 600-900
Current Five-Day Average	393.37	391.61

CANADIAN BEEF EXPORTS Jan 1 – Jan 31/2026 (AAFC)

	Tonnes	% chg	vol chg		Tonnes	% chg	vol chg
United States	28,496	-9%	-2,923	Mexico	4,063	26%	833
Japan	3,400	-27%	-1,245	South Korea	608	-65%	-1,108
Vietnam	1,471	76%	634	Total	39,964	-8%	-3,486

BEEF IMPORTS – CANADA (AAFC)

	<i>Jan 1 – Mar 21, 2026</i>	<i>Last Year Same Time</i>	<i>% Change</i>
United States	20,133	22,929	-12%
Australia	13,105	7,469	75%
New Zealand	12,904	7,292	77%
Uruguay	2,183	2,550	-14%
Mexico	2,504	1,862	34%
Non-CUSMA	38,629	26,258	47%
EU-27 (beef/veal total)	1,709	3,129	-45%
Total	91,167	71,489	28%

CHICAGO MERCANTILE EXCHANGE

Closing quotes on futures **today** were as follows:

Live Cattle			Feeder Cattle			Corn		
Apr	246.20	+2.15	Apr	3.729	+2.15	May	4.522	-2.0
Jun	246.33	+1.98	May	3.706	+2.63	Jul	4.632	-1.6
Aug	242.18	+1.50	Aug	3.695	+2.65	Sep	4.670	-0.2
Oct	237.73	+1.33	Sep	3.673	+2.60	Dec	4.812	n/c
Dec	237.05	+1.33	Oct	3.646	+2.55	Mar	4.922	+0.2
Feb	236.83	+1.13	Nov	3.615	+2.53	May	4.990	+0.2

Soybeans			Soft Red Winter Wheat			Canadian \$		
	US \$/bu			US \$/bu				
May	11.634	-5.0	May	5.982	+0.6	Spot	71.85	-0.12
Jul	11.800	-4.4	Jul	6.094	+0.6	Jun	72.08	-0.13
Aug	11.752	-5.2	Sep	6.222	+0.6	Sep	72.33	-0.14
Sep	11.536	-2.2	Dec	6.390	+0.4	Dec	72.56	-0.13
Nov	11.536	-1.4	Mar	6.530	+0.6	Mar	72.74	-0.14
Jan	11.540	-1.4	May	6.584	+0.6	Jun	72.88	-0.13

Beef Farmers of Ontario | Phone: 519.824.0334 | Fax: 519.824.9101 | Email: markets@ontariobeef.com

ONTARIO STOCKER & FEEDER SPECIAL SPRING SALES

4-Apr	2:00 PM	Keady Livestock Market	Sanders' Annual Charolais Bull Sale
11-Apr	1:00 PM	Maple Hill Auctions Ltd	Bred Heifers, Bred Cows, Cow/Calf Pair,
15-Apr	7:00 PM	Cargill Auction Market	Special Spring Stocker Sale
11-Apr	1:00 PM	Brussels Livestock	Special Bred Cow/Heifer Sale
11-Apr	11:00 AM	Denfield Livestock Exchange	Special Spring Stocker Sale
18-Apr	8:30 AM	Rainy River Cattlemens Sale	Special Spring Stocker Sale/Cows/Bulls
22-Apr	10:00 AM	Kawartha Lakes Community Sale Barn	KLC Special Spring Stocker Sale
24-Apr	11:00 AM	Keady Livestock Market	Northern Select Stocker Sale
25-Apr	11:00 AM	Denfield Livestock Exchange	Bred Cow & Cow Calf Pair Sale
29-Apr	12:00 PM	Aylmer Stockyards Inc	Special Spring Stocker Sale
29-Apr	1:00 PM	Vankleek Hill Livestock Exchange	Special Spring Stocker Sale

Comments for the week ending April 1, 2026

Fed steers and heifers sold through auction markets at 282 head, were down 284 head from the previous week and 188 head larger than the same time last year. Fed steers averaged \$317.44/cwt, down \$3.84/cwt from the previous week's trade and \$66.65/cwt above year ago prices. Fed heifers averaged \$323.75/cwt, up \$3.58/cwt from the previous week and \$64.96/cwt higher than last year. Auction markets reported that fed steers and heifers sold steady.

In Ontario, dressed sales were at \$540/cwt delivered, \$10/cwt higher than last week. Packers are booking cattle for next week delivery. For the week ending March 28, 2026, Eastern Canadian processing was 8.1% below a year ago and 12.8% lower than the five-year average. YTD processing is down 1% from a year ago, with steers down 1% and heifers down 1%, cows keep steady and bulls down 28%. For the week ending March 21, 2026, Eastern fed cattle and cow exports to the U.S. were 3,254 head, 14% below last year and 7% above the five-year average. YTD Eastern fed cattle and cow exports were down 1% from last year.

Cull cow receipts sold through auction markets were 1,445 head, 631 head smaller than the previous week and down 33 head from last year. Cows averaged \$205.30/cwt, up \$4.58/cwt from the previous week and up \$44.98/cwt from last year. Beef cow prices averaged \$225.45/cwt, up \$15.98/cwt from the previous week's trade and \$54.29/cwt above year ago prices. Auction markets reported that cull cows continue to sell very strong at high prices.

Total receipts were 5,236 head due to the Easter week, with receipts of 1,881 stocker and feeder cattle selling through Ontario auction markets, down 2,035 head from the previous week and 2,205 head less than the same week last year. Auction markets reported that all classes of stocker and feeder cattle sold full steady. Stockers sold very strong with quality considered. In the feeder market, steer prices were up

\$10.09/cwt on average compared to last week with heifers up \$8.24/cwt. Actual average prices collected this week saw steers from 400-500 lbs trading \$16.19/cwt stronger than last week on average, 500-600 lbs down \$2.27/cwt, 600-700 lbs up \$6.66/cwt, 700-800 lbs up \$2.83/cwt, 800-900 lbs up \$13.27/cwt, steers 900-1000 lbs up \$13.17/cwt and steers 1000 lbs plus averaged \$20.80/cwt stronger than the previous week's weighted average prices. Heifers from 300-400 lbs were down \$10.39/cwt from last week on average, 400-500 lbs up \$4.13/cwt, 500-600 lbs down \$15.82/cwt, 600-700 lbs up \$25.44/cwt, 700-800 lbs up \$37.12/cwt, 800-900 lbs up \$34.84/cwt and heifers 900 lbs and over averaged \$17.64/cwt weaker than the previous week's weighted average prices. For the week ending March 21, 2026, Eastern feeder exports to the U.S. were 670 head, 8% higher than last year and 9% above the five-year average. YTD Eastern feeder exports are down 4% from last year.

The Quebec electronic market prices are not available at press time.

Alberta direct trade last week saw dressed sales reported from \$537-540/cwt delivered, with most of the trade at \$540/cwt, steady with the previous week. Alberta fed steers and heifers closed the week at \$323/cwt and \$320/cwt respectively, steady with the previous week. For the week ending March 28, 2026, Western Canadian fed processing was 35,482 head. YTD processing is 19.4% lower than last year. Over the past three weeks, the Canadian dollar has declined nearly 200 basis points. The softer Canadian dollar is positive for the cattle market and should encourage Canadian beef exports.

The U.S. cash cattle trade last week saw light dressed trade reported in Nebraska at \$370-372/cwt, steady to \$2/cwt lower than the previous week. Live trade in the North ranged from \$234-235/cwt, steady to \$1/cwt lower. Very light trade in the South was at \$234/cwt, \$1/cwt lower than the previous week. YTD, US beef production is down 5% from last year and down 8% from the five-year average. Choice cutout values closed the week \$10.45/cwt lower while Select eased \$0.79/cwt.

Moving past Easter, beef retail featuring should start to pick up. The bright spot for the beef complex continues to be the 90% trim market and has the potential to further support chuck and round values. Closing just shy of \$450/cwt, 90% trim prices did set new record highs. In the US around 50% of the beef consumed is ground beef.

Workers at the JBS packing plant in Greeley, CO remain on strike as their self-imposed two-week deadline approaches. Negotiations are stalled, and JBS has been moving production to other facilities to maintain production. In international news, Brent Crude, the international standard, jumped 11% from Wednesday to Friday afternoon to over US\$113/barrel, as Washington and Tehran have differing views on peace talks amid the ongoing conflict. Fuel prices are climbing, stoking consumer concerns about inflation.