WEEKLY MARKET INFORMATION REPORT – FOR THE WEEK ENDING

THURSDAY OCTOBER 29, 2026

The following information is collected from various sources and disseminated by Beef Farmers of Ontario.

ONTARIO DIRECT TO PACKER RAILGRADE CATTLE TRADE

Prices are on a carcass weight basis before grade and weight discounts:

A Grade Steers	505.00
A Grade Heifers	505.00

ONTARIO LIVE CATTLE TRADE

Ontario auction sales this week saw weighted average price ranges for:

FED CATTLE	Volume	Price Range	Average	Top	Last Week Avg
Large Frame Steers +1250	143	284.84-310.44	297.88	336.00	295.84
Medium Frame Steers +1250	149	283.37-301.02	293.67	326.00	293.36
Large & Medium Frame Steers +1250	292	284.43-309.95	296.02	336.00	293.83
Large Frame Heifers +1000	90	288.09-315.95	300.53	395.00	299.86
Medium Frame Heifers +1000	123	287.63-307.39	297.78	355.00	297.80
Large & Medium Frame Heifers +1000	213	288.08-311.55	299.20	395.00	298.71
Fed steers, Dairy & Dairy Cross +1250	52	152.98-279.73	233.99	308.50	269.44
Fed heifers, Dairy & Dairy Cross +1000	83	178.73-273.23	232.78	315.00	254.25
Cows - All Weights	1832	116.44-183.24	144.91	351.00	151.06
Bulls - All Weights	130	167.36-238.38	198.05	492.50	267.14

STOCKERS - Large and Medium Frame

STEERS	Volume	Price Range	Average	Top	Last Week Avg
1000+	738	365.80-413.90	391.86	490.00	417.16
900-999	267	405.86-468.54	442.59	480.00	454.64
800-899	300	390.75-483.87	438.17	575.00	464.29
700-799	619	443.26-542.77	507.89	594.00	507.76
600-699	1072	491.79-593.96	546.97	685.00	567.28
500-599	995	528.63-679.31	608.93	782.00	616.41
400-499	636	532.31-724.36	645.55	900.00	705.85
<399	247	644.86-860.51	753.54	1120.00	785.15

STOCKERS - Large and Medium Frame

HEIFERS	Volume	Price Range	Average	Top	Last Week Avg
+900	471	398.65-465.46	424.49	625.00	382.10
800-899	328	415.95-464.79	445.40	530.00	414.61
700-799	278	432.86-501.30	477.56	580.00	439.49
600-699	654	483.42-557.32	521.04	585.00	508.52
500-599	812	496.95-617.61	564.37	642.50	554.02
400-499	529	550.61-689.33	629.60	765.00	611.32
300-399	188	611.49-771.96	691.15	860.00	681.52
<299	51	525.59-801.57	677.51	1070.00	758.48

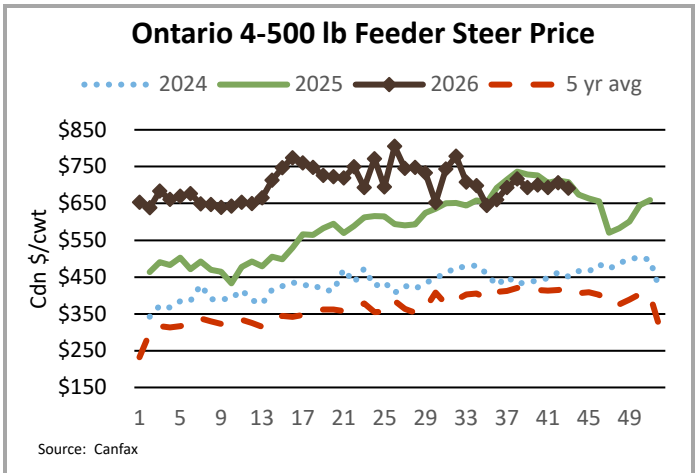

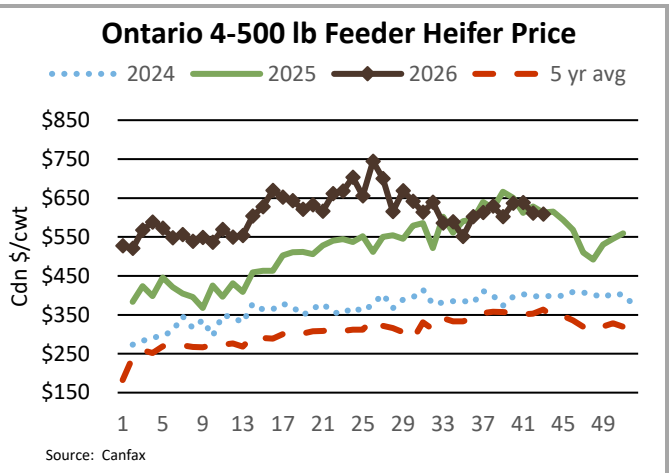

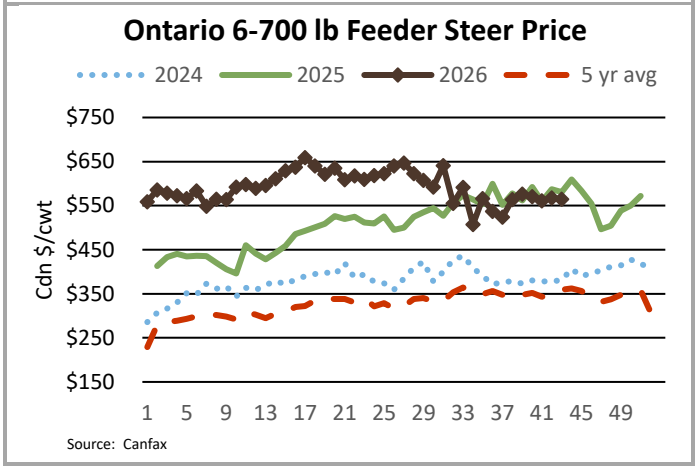

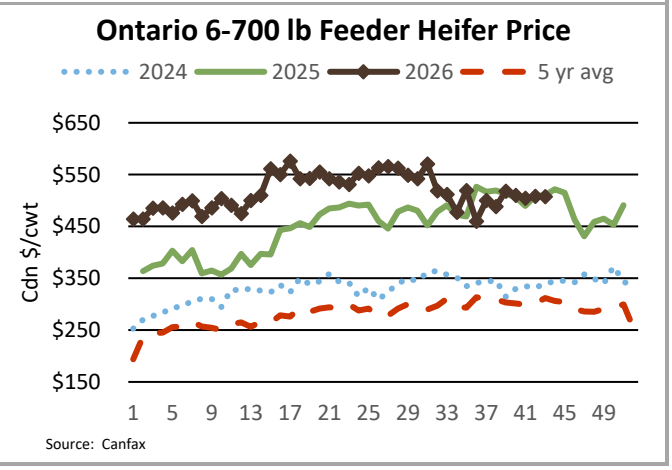

At **Kawartha Lakes Community Sale Barn**: October 24, 2026– 218 cows, 11 fed, 68 stockers, 12 bulls, 57 veal

	Price Range	Avg	Top
Cows	127.00-179.00	140.46	285.00
Bulls under 1600 lbs	60.00-370.00	210.96	370.00
Bulls over 1600 lbs	172.50-205.00	188.70	205.00
Veal over 600 lbs	265.00-350.00	294.68	350.00
Veal unver 125 lbs	800.00-1900.00	1238.50	2150.00

At Denfield Livestock Exchange Inc.: October 27, 2026 –181 Fed Cattle, 87 Cows, 3 Bull, 5 Veal, 193 Drop Calves

	Price Range	Average	Top
Large & Medium Frame Fed Steers +1250 lbs	293.50-326.00	308.02	336.00
Large & Medium Frame Fed Heifers +1000 lbs	299.50-320.00	308.47	323.00
Fed Steers, Dairy & Dairy Cross +1250 lbs	285.00-308.50	294.63	308.50
Fed Heifers, Dairy & Dairy Cross +1000 lbs	221.00-307.50	265.73	307.50
Cows	133.00-161.00	147.61	235.00

At **Aylmer Stockyards Inc.**: October 28, 2026 – 66 Fed cattle, 236 Stockers, 211 Cows, 7 Bull , 6 Veal

	Price Range	Average	Top
Large & Medium Frame Fed Steers +1250 lbs	260.99-307.50	285.00	307.50
Large & Medium Frame Fed Heifers +1000 lbs	264.00-300.49	281.59	300.49
Fed Heifers, dairy & dairy cross 1000+ lbs	169.99-275.00	245.29	275.00
Cows	100.00-210.00	147.59	295.00
Bulls under 1600 lbs	114.99-212.00	156.60	212.00
Bulls over 1600 lbs	189.99-214.99	202.49	214.99
Veal 600 lbs and over	339.99-385.00	359.10	385.00

ONTARIO STOCKER & FEEDER TRADE

Stocker sale at **Brussels Livestock:** October 23, 2026 – 1,451 Stockers

Steers	Price Range	Average	Top	Heifers	Price Range	Average	Top
1000+	390.00-444.00	421.88	450.00				
900-999	415.00-475.00	452.90	475.00	**900+**	369.00-416.00	399.91	429.00
800-899	470.00-511.00	500.57	575.00	**800-899**	386.00-456.00	433.72	480.00
700-799	495.00-550.00	530.22	550.00	**700-799**	425.00-470.00	443.83	541.00
600-699	480.00-595.00	550.88	625.00	**600-699**	440.00-552.50	515.40	565.00
500-599	615.00-677.00	642.55	705.00	**500-599**	525.00-580.00	553.77	604.00
400-499	625.00-715.00	663.33	770.00	**400-499**	540.00-705.00	625.76	705.00
300-399	675.00-760.00	708.67	760.00	**300-300**	475.00-710.00	620.83	710.00

Stocker sale at **Denfield Livestock Exchange Inc.:** October 24, 2026 – 447 Stockers

Steers	Price Range	Average	Top	Heifers	Price Range	Average	Top
900-999	460.00-465.00	462.50	465.00	**900+**	405.00-420.00	410.29	420.00
800-899	460.00-496.00	478.50	502.00	**800-899**	450.00-507.00	478.40	507.00
700-799	520.00-555.00	532.07	560.00	**700-799**	505.00-517.50	516.11	517.50
600-699	522.50-685.00	591.63	685.00	**600-699**	495.00-585.00	557.38	585.00
500-599	615.00-692.50	653.75	695.00	**500-599**	565.00-622.50	603.85	622.50
400-499	660.00-750.00	693.63	750.00	**400-499**	595.00-695.00	655.71	765.00
<399	750.00-830.00	802.86	855.00	**300-399**	755.00-860.00	786.50	860.00

Stocker sale at **Keady Livestock Market.:** October 24, 2026 – 1,129 Stockers

Steers	Price Range	Average	Top	Heifers	Price Range	Average	Top
800-899	470.00-549.00	505.11	549.00				
700-799	532.50-572.00	547.75	580.00	**700-799**	460.00-500.00	473.33	530.00
600-699	573.00-640.00	609.51	651.00	**600-699**	490.00-556.00	532.12	556.00
500-599	651.00-725.00	688.55	749.00	**500-599**	540.00-620.00	571.17	635.00
400-499	720.00-840.00	783.81	900.00	**400-499**	560.00-700.00	622.27	730.00
<399	815.00-945.00	880.69	945.00	**300-399**	730.00-860.00	805.26	860.00

Stocker sale at **Hoard's Station Sale Barn:** October 27, 2026 – 315 Stockers

Steers	Price Range	Average	Top	Heifers	Price Range	Average	Top
700-799	365.00-505.00	435.83	505.00				
600-699	490.00-605.00	550.00	637.50	**600-699**	400.00-570.00	478.18	570.00
500-599	550.00-700.00	638.71	700.00	**500-599**	450.00-600.00	535.83	642.50
400-499	600.00-750.00	664.95	760.00	**400-499**	490.00-655.00	591.35	700.00
<399	700.00-1030.00	832.69	1120.00	**300-399**	537.50-700.00	642.84	700.00
				<299	650.00-900.00	785.71	900.00

Stocker sale at **Keady Livestock Market:** October 27, 2026 – 1,053 Stockers

Steers	Price Range	Average	Top	Heifers	Price Range	Average	Top
800-899	462.50-504.00	496.68	553.00	**800-899**	425.00-530.00	457.50	530.00
700-799	540.00-591.00	552.38	594.00	**700-799**	425.00-510.00	459.13	580.00
600-699	575.00-648.00	611.53	665.00	**600-699**	480.00-540.00	520.35	552.00
500-599	617.50-712.50	669.45	782.00	**500-599**	535.00-590.00	566.73	590.00
400-499	746.00-790.00	771.81	865.00	**400-499**	630.00-690.00	667.57	690.00
<399	820.00-870.00	838.13	870.00	**300-399**	670.00-760.00	720.00	760.00

Stocker sale at **Renfrew Pontiac Livestock:** October 27, 2026 – 768 Stockers

Steers	Price Range	Average	Top	Heifers	Price Range	Average	Top
800-899	404.99-500.00	454.10	500.00	**800-899**	434.99-450.00	446.90	450.00
700-799	354.99-521.99	490.80	521.99	**700-799**	285.00-495.00	384.90	495.00
600-699	370.00-609.99	531.50	609.99	**600-699**	360.00-515.00	469.89	515.00
500-599	379.99-690.00	613.30	690.00	**500-599**	415.00-634.99	536.30	634.99
400-499	490.00-830.00	662.00	830.00	**400-499**	450.00-709.99	600.99	709.99
<399	620.00-865.00	772.59	865.00	**300-399**	440.00-805.00	643.90	805.00

Stocker sale at **Aylmer Stockyards Inc.:** October 28, 2026 – 236 Stockers

Steers	Price Range	Average	Top	Heifers	Price Range	Average	Top
700-799	339.99-559.99	470.39	559.99	**700-799**	275.00-525.00	406.40	525.00
600-699	404.99-584.99	534.79	584.99	**600-699**	434.99-540.00	486.30	540.00
500-599	379.99-609.99	541.19	609.99	**500-599**	479.99-604.99	559.10	604.99
400-499	409.99-729.99	637.39	729.99	**400-499**	584.99-715.00	642.19	715.00
<399	739.90-739.90	740.00	739.90				

Stocker sale at **Ontario Livestock Exchange:** October 28, 2026 – 800 Stockers

Steers	Price Range	Average	Top	Heifers	Price Range	Average	Top
1000+	415.00-490.00	435.77	490.00				
900-999	442.50-465.00	457.58	465.00	**900+**	370.00-420.00	392.77	420.00
800-899	450.00-520.00	477.50	520.00	**800-899**	402.50-441.00	431.88	441.00

Stocker sale at **Vankleek Hill Livestock Exchange:** October 28, 2026 – 339 Stockers

Steers	Price Range	Average	Top	Heifers	Price Range	Average	Top
800-899	440.00-460.00	448.96	460.00				
700-799	440.00-532.50	464.37	532.50	**700-799**	270.00-450.00	390.43	450.00
600-699	435.00-668.00	502.81	668.00	**600-699**	270.00-487.50	411.81	487.50
500-599	450.00-689.00	546.85	689.00	**500-599**	410.00-535.00	476.35	612.50
400-499	550.00-705.00	627.12	777.50	**400-499**	455.00-675.00	560.73	675.00
<399	637.50-920.00	709.10	920.00	**300-399**	395.00-535.00	471.12	535.00

Stocker sale at **Ontario Livestock Exchange:** October 29, 2026 – 630 Stockers

Steers	Price Range	Average	Top	Heifers	Price Range	Average	Top
1000+	305.00-350.00	337.37	415.00				
900-999	325.00-480.00	392.08	480.00	**900+**	340.00-375.00	354.17	385.00
800-899	350.00-495.00	447.67	495.00	**800-899**	385.00-455.00	434.69	455.00
700-799	320.00-545.00	433.64	545.00	**700-799**	360.00-435.00	416.90	450.00
600-699	400.00-555.00	479.31	610.00	**600-699**	410.00-515.00	462.67	515.00
500-599	500.00-620.00	552.02	700.00	**500-599**	440.00-550.00	502.40	575.00
400-499	595.00-720.00	649.82	725.00	**400-499**	450.00-640.00	552.97	640.00
<399	425.00-725.00	596.25	775.00	**300-399**	500.00-640.00	585.00	650.00
				<299	300.00-625.00	500.00	750.00

Stocker sale at **Ontario Stockyards Inc:** October 29, 2026 – 897 Stockers

Steers	Price Range	Average	Top	Heifers	Price Range	Average	Top
1000+	225.00-360.00	295.00	360.00				
900-999	355.00-432.50	404.42	432.50	**900+**	325.00-400.00	361.59	412.50
800-899	315.00-500.00	437.55	500.00	**800-899**	365.00-432.50	394.62	447.50
700-799	410.00-529.00	479.07	557.50	**700-799**	345.00-480.00	418.41	490.00
600-699	525.00-590.00	557.41	657.50	**600-699**	415.00-565.00	518.48	565.00
500-599	550.00-675.00	606.85	700.00	**500-599**	480.00-571.00	531.35	620.00
400-499	635.00-785.00	710.81	862.50	**400-499**	555.00-662.50	614.13	670.00
<399	545.00-840.00	733.59	1025.00	**300-399**	450.00-705.00	608.79	780.00
				<299	660.00-1070.00	872.50	1070.00

WEEKLY LIVE CATTLE EXPORTS - ONTARIO (USDA)

	Week ending October 17, 2026	Previous Week	Year to Date
Total live slaughter cattle exported	**2,606**	**2,148**	**122,603**
through Ontario ports to the U.S.			
Steers & Heifers & Cows	**2,437**	**1,982**	**117,107**
Bulls	**169**	**166**	**5,496**

LIVE CATTLE – CANADA (AAFC/USDA)

IMPORTS		*Import % change from 2025 YTD*	*EXPORTS*		*Export % change from 2025 YTD*
Jan 1- Aug 31/2026			*Jan 1- Oct 10/26*		
Pure bred	5,977	223%	Processing steers, heifers & cows	337,819	-18%
Non-pure bred	313,645	37%	Feeder cattle & calves	97,180	-18%
			Bulls	22,132	3%
			Breeding/other	16,154	11%
			Total	473,285	-17%

FEDERALLY INSPECTED PROCESSING - Canfax/CBGA

	Week Ending October 24, 2026	*# of hd change from week ago*	*YTD*	*% Change (Week Ago)*	*% Change (Year Ago)*
ONTARIO	10,923	2,232	411,190	26%	1.7%
CANADA	62,712	8,018	2,261,675	15%	-1%
Western Processing	49,958	5,473	1,783,825	12%	-1%
Eastern Processing	12,754	2,545	477,850	25%	2%

AVERAGE CARCASS WEIGHTS – Canfax/CBGA

	CANADA		ONTARIO	
Week ending	*Steers*	*Heifers*	*Steers*	*Heifers*
24-Oct-26	1,000	902	1,004	883
17-Oct-26	1,002	892	1,004	855
18-Oct-25	986	895	994	861

DOMESTIC BEEF PRODUCTION – CANADA (million pounds) (Canfax/CBGA)

	October 24, 2026	Wk ago chg	YTD	YTD chg
Fed	52.0	12%	1,822.0	2%
Non-Fed	8.0	25%	266.6	6%
Total	60.0	14%	2,088.6	3%

USDA ESTIMATED CATTLE PROCESSING VOLUME

	Week Ending October 31, 2026	*Previous Week*	*Year Ago*
Grand Total	543,000	546,000	557,000

CANADIAN BEEF EXPORTS Jan 1 – Aug 31/2026 (Statistics Canada)

	YTD 2026	*YTD 2025*	*% Change*
United States	232,258	233,520	-1%
Mexico	26,911	21,615	25%
Japan	20,596	28,049	-27%
SE Asia (excl Taiwan)	10,544	9,718	8%
South Korea	4,124	9,883	-58%
Other	38,217	10,283	272%
Total	332,649	313,069	6%

CANADIAN BEEF IMPORTS Jan 1 – Aug 31/2026 (Statistics Canda)

	YTD 2026	*YTD 2025*	*% Change*
United States	49,338	58,902	-16%
Australia	42,219	28,740	47%
Mercosur	31,660	27,092	17%
New Zealand	30,951	24,642	26%
Mexico	10,554	8,236	28%
EU 27	9,749	10,486	-7%
UK	2,976	3,955	-25%
Other	1,841	1,412	30%
Total	179,289	163,465	10%

QUEBEC ELECTRONIC AUCTION MARKET (F.O.B. THE FEEDLOT)

	Price	Change from Last Week
For the week ending October 29, 2026	N/A	N/A

ALBERTA DIRECT TRADE

Alberta's direct trade: for the week ending October 29, 2026

Steers	Live- FOB	303.50-303.50	Rail- **FOB**	490.75-497.00
Heifers	Live- FOB	N/A	Rail- **FOB**	491.75-497.00

U.S. TRADE (U.S. funds)

The U.S. cash cattle trade: for the week ending October 29, 2026

Choice and Select Steers and Heifers:	Live	221.00-226.00
	Rail	348.00-355.00

U.S. BOXED BEEF CUT-OUT VALUES (U.S. funds)

	Choice 600-900	Select 600-900
Current Five-Day Average	368.75	355.20

CHICAGO MERCANTILE EXCHANGE

Closing quotes on futures ***today*** were as follows:

Live Cattle			**Feeder Cattle**			**Corn**		
Oct	224.00	-3.28	**Nov**	337.78	-8.70	**Dec**	4.476	-3.4
Dec	220.95	-5.35	**Jan**	331.78	-10.18	**Mar**	4.610	-3.6
Feb	224.20	-5.28	**Mar**	327.28	-10.50	**May**	4.690	-4.0
Apr	226.63	-5.45	**Apr**	325.53	-10.58	**Jul**	4.756	-3.2
Jun	221.68	-5.15	**May**	323.23	-10.33	**Sep**	4.726	-2.0
Aug	217.98	-5.05	**Aug**	323.15	-10.35	**Dec**	4.874	-1.4

Soybeans			**Soft Red Winter Wheat**			**Canadian $**		
	US $/bu			***US $/bu***				
Nov	12.222	+2.4	**Dec**	6.034	-0.2	**Spot**	71.64	+0.14
Jan	12.342	-0.4	**Mar**	6.170	-0.2	**Dec**	71.76	+0.11
Mar	12.436	+0.2	**May**	6.236	+1.0	**Mar**	72.07	+0.13
May	12.534	+0.6	**Jul**	6.296	+2.2	**Jun**	72.36	+0.14
Jul	12.602	n/c	**Sep**	6.404	+3.0	**Sep**	72.62	+0.15
Aug	12.454	-0.2	**Dec**	6.564	+3.6	**Dec**	72.87	+0.15

Beef Farmers of Ontario I Phone: 519.824.0334 I Fax: 519.824.9101 I Email: markets@ontariobeef.com

ONTARIO STOCKER & FEEDER SPECIAL FALL SALES

30-Oct	7:00 PM	Cargill Auction Market	Local Calf Sale
31-Oct	9:00 AM	Keady Livestock Market	*Central Calf Sale*-vaccinated & selling in owner lots
31-Oct	1:00 PM	Maple Hill Auctions Ltd	Top Cut Bred Heifer Sale
04-Nov	10:00 AM	Kawartha Lakes Community Sale Barn	Peterborough Cattlemen/ Victoria Beef Producers
05-Nov	11:00 AM	Ontario Livestock Exchange	Special Vaccinated Calf Sale
05-Nov	11:00 AM	Ontario Stockyards Inc	Special All Vaccinated Calf Sale
06-Nov	9:00 AM	Keady Livestock Market	Special Local Calf Sale, selling in owner lots
06-Nov	7:00 PM	Cargill Auction Market	Local Calf & Yearling Sale
07-Nov	8:30 AM	Stratton-Rainy River Cattlemen's Sale	Fall Stocker sale
07-Nov	11:00 AM	Denfield Livestock Exchange	Local Vaccinated Calf Sale
07-Nov	1:00 PM	Maple Hill Auctions Ltd	Bred Heifer & Cow Sale

Comments for the week ending October 29, 2026

Fed steers and heifers sold through auction markets at 505 head, were up 99 head from the previous week and 169 head larger than the same time last year. Fed steers averaged $296.02/cwt, up $2.19/cwt from the previous week's trade and $4.43/cwt below year ago prices. Fed heifers averaged $299.20/cwt, up $0.49/cwt from the

previous week and $6.99/cwt lower than last year. A light run of fed steer and heifers sold steady at Brussels Livestock.

Light trade has been reported in Ontario with dressed sales at $505/cwt delivered, steady with last week. For the week ending October 24th, Eastern Canadian processing was 25.1% above a year ago and 3.4% above the five-year average. YTD processing is 2% above a year ago, with steers up 2% and heifers up 6%, cows steady and bulls down 32%. For the week ending October 17th, 2026, Eastern fed cattle and cow exports to the U.S. were 2,634 head, 17% lower than last year and 5% above the five-year average. YTD Eastern fed cattle and cow exports were down 9% from last year.

Cull cow receipts sold through auction markets were 1,832 head, 452 head smaller than the previous week and down 267 head from last year. Cows averaged $144.91/cwt, down $6.15/cwt from the previous week and down $28.32/cwt from last year. Beef cow prices averaged $157.65/cwt, down $29.21/cwt from the previous week's trade and $19.72/cwt below year ago prices. Auction markets reported cull cows sold easier.

Total receipts were 12,143 head with larger receipts of 8,185 stocker and feeder cattle selling through Ontario auction markets, up 398 head from the previous week and 219 head less than the same week last year. In the feeder market, steer prices were up $2.89/cwt on average compared to last week with heifers down $1.37/cwt. Auction markets reported feeder cattle sold at stronger prices at Ontario Livestock Exchange. Actual average prices collected this week saw steers from 400-500 lbs trading $14.70/cwt weaker than last week on average, 500-600 lbs up $13.19/cwt, 600-700 lbs down $2.91/cwt, 700-800 lbs up $13.28/cwt, 800-900 lbs up $13.31/cwt, steers 900-1000 lbs down $9.24/cwt and steers 1000 lbs plus averaged $7.33/cwt stronger than the previous week's weighted average prices. Heifers from 300-400 lbs were down $35.97/cwt from last week on average, 400-500 lbs down $2.39/cwt, 500-600 lbs down $7.05/cwt, 600-700 lbs down $0.63/cwt, 700-800 lbs down $1.32/cwt, 800-900 lbs up $27.98/cwt and heifers 900 lbs and over averaged $9.76/cwt stronger than the previous week's weighted average prices. For the week ending October 17th, 2026, Eastern Canadian feeder exports to the U.S. were 559 head, 55% lower than last year, and 49% below the five-year average. YTD Eastern Canadian feeder exports are down 10% from last year.

The Quebec electronic market prices are not available at press time.

Alberta direct trade last week saw dressed sales reported from $490-500/cwt delivered, steady to $10/cwt lower than the previous week. Cattle that traded were scheduled for late November to early December delivery. The Alberta cash-to-futures basis was reported at -25.86, 5.70 weaker from the previous week. Basis levels have weakened for six consecutive weeks and are currently the weakest they have been this year. For the week ending October 24th, Western Canadian fed processing was 43,246 head, 26.8% above last year.

As of press time last week, no trade was reported in any of the major feeding states in the U.S. Dressed trade on Saturday ranged from $358-360/cwt, $5-8/cwt stronger. Live sales in the North were $228/cwt, $1-8/cwt stronger. Southern trade was at $230/cwt, up $2/cwt. As of Monday October 26th, fed cattle prices in Colorado, Texas, New Mexico, Oklahoma, and Kansas will be combined. This is not expected to increase reporting burden on packing plants but will increase market transparency. From Thursday-to-Thursday, the Choice cutout was down $4.51/cwt while the Select cutout was off $2.21/cwt. The All-fresh beef retail price for September was US$9.47/lb, down $0.19/lb from August and the lowest since January. But this remains 2% higher than last year. A third Mexican port (Columbus, NM) re-opened on October 26th, with a fourth (Nogales, AZ) on November 30th if conditions allow.

USDA released its October 1st cattle on feed report last week. On October 1st total heifers and heifer calves on feed were 1% lower than last year and accounted for 38% of total cattle on feed inventories. Total steers and steer calves were steady with last year. October 1st cattle on feed inventories were reported at 11.4 million head, 0.4% lower than last year and 1.6% lower than the five-year average. Fed cattle marketings in September were 7% below last year. US feedlot placements were 12% lower than last year, this is the fourth consecutive month that placements have been below last year. Feedlot placements over the past three months (Jul-Sept) are down 583,000 head compared to last year.