WEEKLY MARKET INFORMATION REPORT – FOR THE WEEK ENDING

THURSDAY NOVEMBER 05, 2026

The following information is collected from various sources and disseminated by Beef Farmers of Ontario.

ONTARIO DIRECT TO PACKER RAILGRADE CATTLE TRADE

Prices are on a carcass weight basis before grade and weight discounts:

A Grade Steers N/A

A Grade Heifers N/A

ONTARIO LIVE CATTLE TRADE

Ontario auction sales this week saw weighted average price ranges for:

FED CATTLE	Volume	Price Range	Average	Top	Last Week Avg
Large Frame Steers +1250	123	272.78-292.67	281.97	328.00	297.88
Medium Frame Steers +1250	85	264.46-289.12	275.38	330.00	293.67
Large & Medium Frame Steers +1250	207	263.31-290.38	277.68	330.00	296.02
Large Frame Heifers +1000	121	278.92-299.93	287.56	380.00	300.53
Medium Frame Heifers +1000	109	278.11-292.88	284.93	348.00	297.78
Large & Medium Frame Heifers +1000	230	275.60-295.42	285.88	380.00	299.20
Fed steers, Dairy & Dairy Cross +1250	99	174.10-265.78	267.73	300.00	233.99
Fed heifers, Dairy & Dairy Cross +1000	58	247.87-283.27	238.91	299.00	232.78
Cows - All Weights	1734	112.80-179.76	143.85	336.00	144.91
Bulls - All Weights	12	164.29-224.18	191.92	400.00	198.05

STOCKERS - Large and Medium Frame

STEERS	Volume	Price Range	Average	Top	Last Week Avg
1000+	789	404.76-453.76	426.10	462.50	391.86
900-999	395	414.38-457.63	437.06	480.00	442.59
800-899	342	457.79-502.98	480.37	518.00	438.17
700-799	592	498.90-553.94	526.39	580.00	507.89
600-699	978	540.56-615.76	580.30	670.00	546.97
500-599	989	571.90-687.45	630.75	750.00	608.93
400-499	508	585.43-749.16	674.85	855.00	645.55
<399	169	564.55-832.72	714.04	1070.00	753.54

STOCKERS - Large and Medium Frame

HEIFERS	Volume	Price Range	Average	Top	Last Week Avg
+900	294	365.10-407.21	385.54	439.00	424.49
800-899	207	395.19-438.21	414.28	472.00	445.40
700-799	336	411.05-484.82	450.41	535.00	477.56
600-699	485	468.33-549.77	514.97	632.50	521.04
500-599	789	523.56-612.47	569.97	690.00	564.37
400-499	470	547.79-657.57	603.82	770.00	629.60
300-399	135	557.34-695.78	633.31	810.00	691.15
<299	26	657.31-760.96	702.26	875.00	677.51

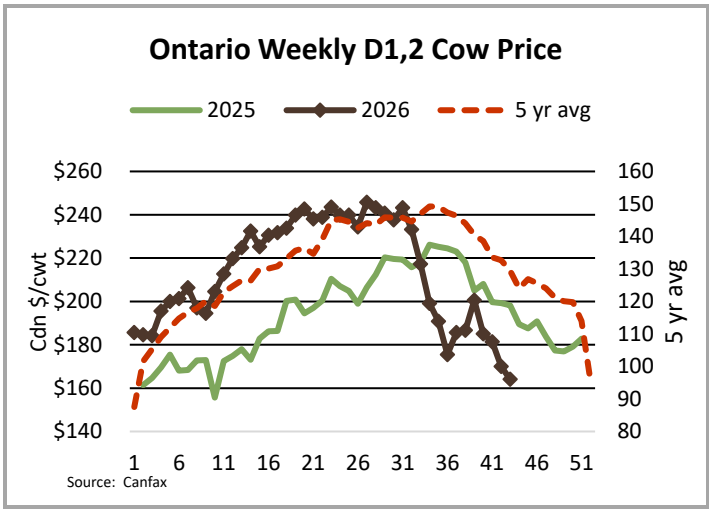

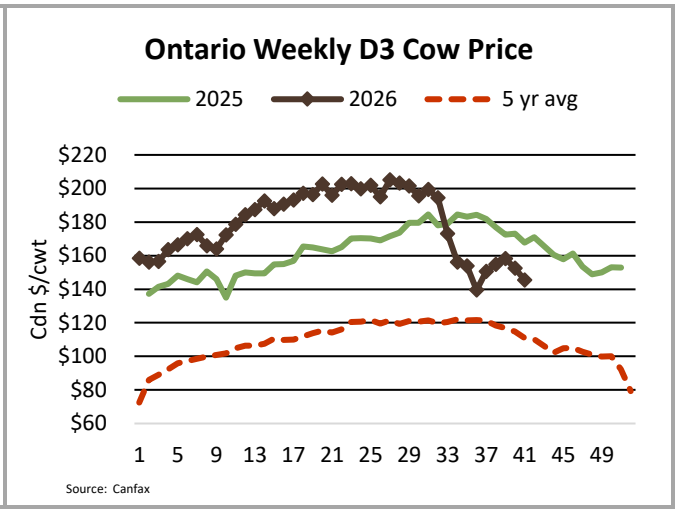

At **Kawartha Lakes Community Sale Barn:** **October 31, 2026– 152 cows, 16 fed, 67 stockers, 9 bulls, 79 veal**

	Price Range	Avg	Top
Cows	133.00-197.50	149.03	250.00
Bulls over 1600 lbs	202.50-222.50	207.75	222.50
Veal over 600 lbs	275.00-357.50	315.47	357.50
Veal under 126 lbs	1050.00-2100.00	1395.06	2175.00

At Denfield Livestock Exchange Inc.: **November 3, 2026 –153 Fed Cattle, 83 Cows, 2 Bull, 4 Veal, 199 Drop Calves**

	Price Range	Average	Top
Large & Medium Frame Fed Steers +1250 lbs	275.00-308.00	288.91	325.00
Large & Medium Frame Fed Heifers +1000 lbs	286.00-304.00	294.09	318.00
Fed Steers, Dairy & Dairy Cross +1250 lbs	265.00-293.50	281.84	300.00
Fed Heifers, Dairy & Dairy Cross +1000 lbs	245.00-299.00	285.44	299.00
Cows	129.00-158.00	146.15	195.00

At Aylmer Stockyards Inc.: **November 4, 2026 – 94 Fed cattle, 34 Stockers, 249 Cows, 3 Bull , 7 Veal**

	Price Range	Average	Top
Large & Medium Frame Fed Steers +1250 lbs	229.99 282.50	266.99	282.50
Large & Medium Frame Fed Heifers +1000 lbs	270.00 289.99	282.10	289.99
Fed Heifers, dairy & dairy cross 1000+ lbs	160.00 272.00	244.79	272.00
Cows	85.99 194.99	138.90	262.00
Bulls under 1600 lbs	176.00 176.00	176.00	176.00
Bulls over 1600 lbs	176.00 181.00	178.49	181.00
Veal 600 lbs and over	317.49 385.00	349.50	385.00

ONTARIO STOCKER & FEEDER TRADE

Stocker sale at **Brussels Livestock:** **October 30, 2026 – 1,822 Stockers**

Steers	**Price Range**	**Average**	**Top**	**Heifers**	**Price Range**	**Average**	**Top**
1000+	394.50-456.00	420.15	456.00				
900-999	405.00-457.50	428.31	475.00	**900+**	361.00-410.50	386.33	427.50
800-899	417.50-492.00	462.49	492.00	**800-899**	395.00-448.00	415.19	456.00
700-799	465.00-530.00	496.94	530.00	**700-799**	370.00-480.00	431.25	480.00
600-699	505.00-585.00	540.08	592.50	**600-699**	482.50-550.00	509.45	550.00
500-599	545.00-640.00	602.88	670.00	**500-599**	507.50-598.00	558.88	598.00
400-499	550.00-705.00	628.02	710.00	**400-499**	500.00-662.00	579.78	720.00
<399	460.00-760.00	658.79	840.00	**300-300**	540.00-700.00	655.24	750.00

Stocker sale at **Hoard's Station Sale Barn:** October 30, 2026 – 742 Stockers

Steers	Price Range	Average	Top	Heifers	Price Range	Average	Top
1000+	400.00-432.50	416.50	432.50				
900-999	435.00-478.00	460.56	478.00	**900+**	365.00-417.50	404.05	417.50
800-899	439.00-518.00	478.21	518.00	**800-899**	445.00-472.00	466.78	472.00
700-799	502.50-560.00	534.93	569.00	**700-799**	435.00-514.00	485.71	514.00
600-699	567.00-640.50	594.08	640.50	**600-699**	491.00-540.00	520.66	540.00
500-599	600.00-700.00	640.07	710.00	**500-599**	535.00-601.00	558.16	632.00
400-499	600.00-757.50	689.39	835.00	**400-499**	580.00-680.00	635.00	680.00
				300-399	640.00-720.00	698.57	720.00

Stocker sale at **Keady Livestock Market.:** October 31, 2026 – 723 Stockers

Steers	Price Range	Average	Top	Heifers	Price Range	Average	Top
900-999	440.00-465.00	455.00	465.00				
800-899	495.00-517.50	505.36	517.50				
700-799	535.00-575.00	555.65	580.00	**700-799**	480.00-520.00	502.36	535.00
600-699	577.50-640.00	605.55	670.00	**600-699**	490.00-580.00	537.99	632.50
500-599	630.00-700.00	657.22	750.00	**500-599**	567.50-647.50	599.38	690.00
400-499	740.00-770.00	759.44	800.00	**400-499**	630.00-730.00	682.69	730.00
				300-399	630.00-660.00	652.50	660.00

Stocker sale at **Hoard's Station Sale Barn:** November 3, 2026 – 175 Stockers

Steers	Price Range	Average	Top	Heifers	Price Range	Average	Top
700-799	395.00-557.50	457.14	557.50				
600-699	485.00-620.00	578.54	620.00	**600-699**	445.00-495.00	472.50	495.00
500-599	570.00-697.50	613.33	697.50	**500-599**	500.00-565.00	541.88	565.00
400-499	612.50-715.00	653.95	770.00	**400-499**	500.00-571.00	549.66	650.00
				300-399	500.00-735.00	612.95	800.00

Stocker sale at **Keady Livestock Market:** November 3, 2026 – 765 Stockers

Steers	Price Range	Average	Top	Heifers	Price Range	Average	Top
1000+	420.00-462.50	434.60	462.50				
900-999	435.00-480.00	470.13	480.00	**900+**	389.00-439.00	409.52	439.00
800-899	493.00-514.00	499.39	514.00	**800-899**	405.00-440.00	418.80	440.00
700-799	512.50-532.50	524.11	532.50	**700-799**	431.00-490.00	445.61	490.00
600-699	550.00-580.00	558.25	580.00	**600-699**	400.00-540.00	469.29	540.00
500-599	610.00-710.00	645.73	725.00	**500-599**	535.00-630.00	593.78	630.00
400-499	530.00-790.00	695.38	810.00	**400-499**	635.00-765.00	692.50	765.00

Stocker sale at **Renfrew Pontiac Livestock:** November 3, 2026 – 326 Stockers

Steers	Price Range	Average	Top	Heifers	Price Range	Average	Top
				700-799	427.50-479.99	446.60	479.99
600-699	470.00-567.49	534.29	567.49	**600-699**	389.99-554.99	511.50	554.99
500-599	479.99-687.50	587.60	687.50	**500-599**	350.00-565.00	492.90	565.00
400-499	459.99-759.99	642.99	759.99	**400-499**	450.00-579.99	522.70	579.99
<399	600.00-1025.00	738.19	1025.00	**300-399**	590.00-745.00	642.69	745.00

Stocker sale at **Kawartha Lakes Community Sale Barn Inc.:** November 4, 2026 – 736 Stockers

Steers	Price Range	Average	Top	*Heifers*	Price Range	Average	Top
800-899	435.00-516.00	493.23	516.00				
700-799	502.50-574.00	521.48	574.00	**700-799**	385.00-470.00	440.05	470.00
600-699	570.00-636.00	605.97	650.00	**600-699**	437.50-540.00	490.93	540.00
500-599	580.00-730.00	657.09	740.00	**500-599**	530.00-607.50	574.37	612.50
400-499	625.00-855.00	731.76	855.00	**400-499**	600.00-650.00	625.25	650.00
<399	490.00-910.00	744.81	910.00	**300-399**	420.00-640.00	511.38	640.00

Stocker sale at **Ontario Livestock Exchange:** November 4, 2026 – 479 Stockers

Steers	Price Range	Average	Top	*Heifers*	Price Range	Average	Top
1000+	417.00-455.00	433.97	455.00				
900-999	432.00-460.00	446.07	460.00	**900+**	420.00-420.00	420.00	420.00
				700-799	335.00-450.00	418.64	450.00

Stocker sale at **Ontario Livestock Exchange:** November 5, 2026 – 730 Stockers

Steers	Price Range	Average	Top	*Heifers*	Price Range	Average	Top
1000+	320.00-435.00	394.41	435.00				
900-999	397.50-435.00	417.33	435.00	***900+***	305.00-345.00	320.76	375.00
800-899	415.00-435.00	427.22	435.00	**800-899**	302.50-370.00	333.00	390.00
700-799	430.00-580.00	525.98	580.00	**700-799**	360.00-435.00	386.86	475.00
600-699	485.00-620.00	564.00	630.00	**600-699**	460.00-510.00	483.25	520.00
500-599	535.00-680.00	618.27	710.00	**500-599**	530.00-595.00	557.65	595.00
400-499	595.00-720.00	656.72	750.00	**400-499**	540.00-625.00	575.98	625.00
<399	525.00-810.00	698.91	975.00	**300-399**	610.00-700.00	658.85	700.00

Stocker sale at **Ontario Stockyards Inc:** November 5, 2026 – 1,133 Stockers

Steers	Price Range	Average	Top	*Heifers*	Price Range	Average	Top
1000+	322.50-370.00	346.90	392.50				
900-999	375.00-412.50	388.17	412.50	***900+***	355.00-387.50	377.80	387.50
800-899	425.00-490.00	460.83	492.50	**800-899**	415.00-461.00	433.44	461.00
700-799	517.50-547.50	525.18	547.50	**700-799**	430.00-480.00	457.79	480.00
600-699	570.00-625.00	603.25	625.00	**600-699**	490.00-548.00	528.92	550.00
500-599	607.50-685.00	650.36	725.00	**500-599**	545.00-642.50	592.37	642.50
400-499	630.00-747.50	707.05	747.50	**400-499**	545.00-670.00	613.31	770.00
<399	560.00-760.00	693.16	940.00	**300-399**	610.00-740.00	689.78	810.00
				<299	660.00-875.00	726.43	875.00

WEEKLY LIVE CATTLE EXPORTS - ONTARIO (USDA)

	Week ending Oct 24, 2026	Previous Week	Year to Date
Total live slaughter cattle exported	2,404	2,606	125,007
through Ontario ports to the U.S.			
Steers & Heifers & Cows	2,230	2,437	119,337
Bulls	174	169	5,670

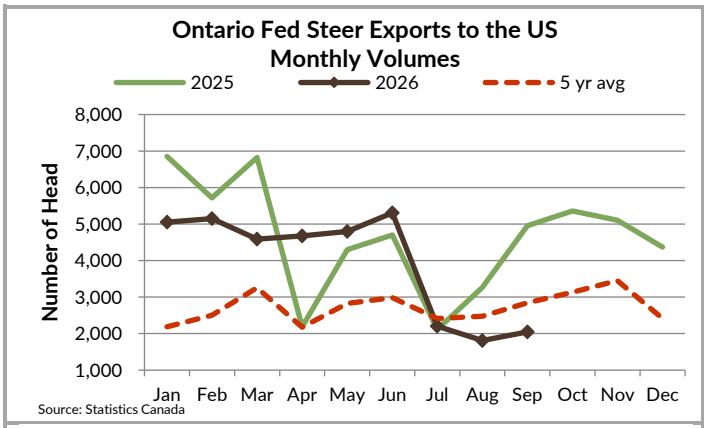

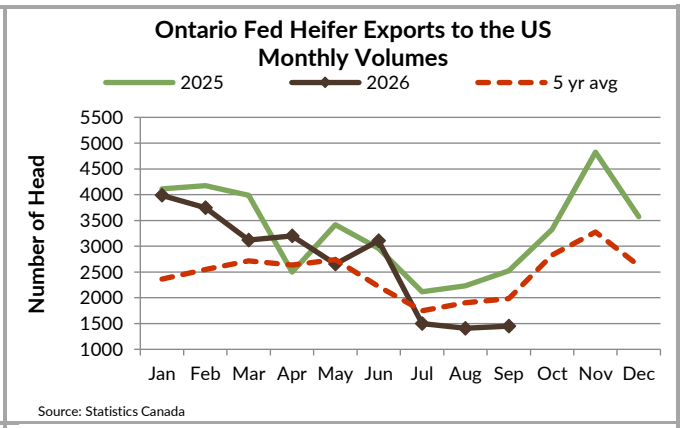

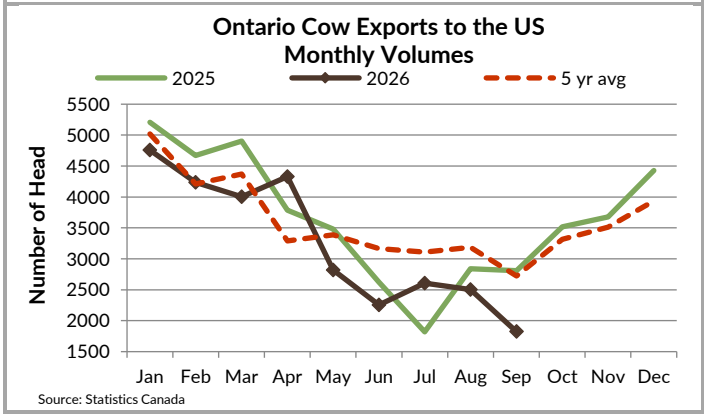

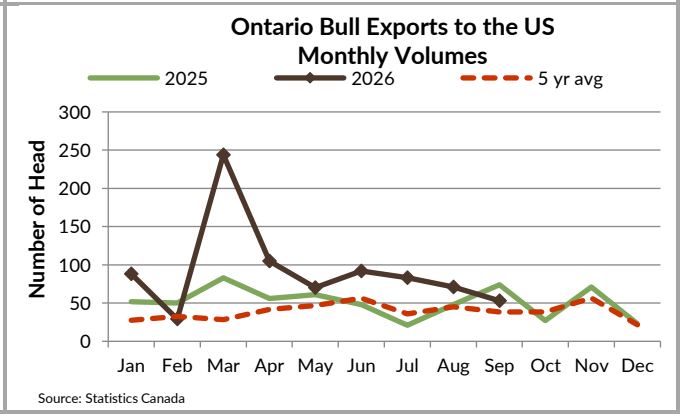

MONTHLY LIVE CATTLE EXPORTS TO THE U.S. FROM ONTARIO (Canfax/Stats Canada)

	Aug 2026	YTD 2026	Jan - Aug 2025	% change from 2025
Steers	2,047	35,639	40,922	-13%
Heifers	1,449	24,171	28,021	-14%
Cows	1,824	29,339	32,143	-9%
Bulls	53	835	493	69%
Feeders	428	4445	3672	21%
Total	5,801	94,429	105,251	-10%

LIVE CATTLE – CANADA (AAFC/USDA)

IMPORTS		*Import % change from 2025 YTD*
Jan 1- Aug 31/2026		
Pure bred	5,977	223%
Non-pure bred	313,645	37%

EXPORTS		*Export % change from 2025 YTD*
Jan 1- Oct 17/26		
Processing steers, heifers & cows	347,187	-18%
Feeder cattle & calves	99,991	-17%
Bulls	22,727	2%
Breeding/other	16,664	12%
Total	486,569	-16%

FEDERALLY INSPECTED PROCESSING - Canfax/CBGA

	Week Ending Oct 31, 2026	*# of hd change from week ago*	*YTD*	*% Change (Week Ago)*	*% Change (Year Ago)*
ONTARIO	10,230	-693	421,420	-6%	1.5%
CANADA	58,705	-4,007	2,320,380	-6%	0%
Western Processing	46,716	-3,242	1,830,541	-6%	-1%
Eastern Processing	11,989	-765	489,839	-6%	2%

AVERAGE CARCASS WEIGHTS – Canfax/CBGA

	CANADA		ONTARIO	
Week ending	*Steers*	*Heifers*	*Steers*	*Heifers*
31-Oct-26	994	905	1,008	885
24-Oct-26	1,000	902	1,004	883
25-Oct-25	974	893	978	864

DOMESTIC BEEF PRODUCTION – CANADA (million pounds) (Canfax/CBGA)

	Oct 31, 2026	Wk ago chg	YTD	YTD chg
Fed	48.7	-6%	1,871.2	2%
Non-Fed	7.1	-11%	273.6	7%
Total	55.8	-7%	2,144.7	3%

USDA ESTIMATED CATTLE PROCESSING VOLUME

	Week Ending November 7, 2026	*Previous Week*	*Year Ago*
Grand Total	534,000	543,000	569,000

CANADIAN BEEF EXPORTS Jan 1 – Sep 30/2026 (Statistics Canada)

	YTD 2026	*YTD 2025*	*% Change*
United States	267,349	268,213	0%
Mexico	30,110	24,074	25%
Japan	23,306	30,672	-24%
SE Asia (excl Taiwan)	12,383	10,936	13%
South Korea	4,435	10,636	-58%
Other	40,714	11,407	257%
Total	378,297	355,938	6%

CANADIAN BEEF IMPORTS Jan 1 – Sep 30/2026 (Statistics Canda)

	YTD 2026	*YTD 2025*	*% Change*
United States	54,069	65,887	-18%
Australia	48,782	34,547	41%
New Zealand	34,317	26,804	28%
Mercosur	33,941	28,813	18%
Mexico	11,629	9,900	17%
EU 27	11,514	11,734	-2%
UK	3,180	4,410	-28%
Other	2,121	1,559	36%
Total	199,552	183,654	9%

QUEBEC ELECTRONIC AUCTION MARKET (F.O.B. THE FEEDLOT)

	Price	Change from Last Week
For the week ending November 5, 2026	N/A	N/A

ALBERTA DIRECT TRADE

Alberta's direct trade: for the week ending November 5, 2026

Steers	Live- FOB	N/A	Rail- **FOB**	486.50-487.00
Heifers	Live- FOB	N/A	Rail- **FOB**	N/A

U.S. TRADE (U.S. funds)

The U.S. cash cattle trade: for the week ending November 5, 2026

Choice and Select Steers and Heifers:	Live	208.00-218.00
	Rail	330.00-340.00

U.S. BOXED BEEF CUT-OUT VALUES (U.S. funds)

	Choice 600-900	Select 600-900
Current Five-Day Average	363.80	354.85

CHICAGO MERCANTILE EXCHANGE

Closing quotes on futures ***today*** were as follows:

Live Cattle			**Feeder Cattle**			**Corn**		
Dec	214.05	-0.35	**Nov**	322.33	-2.73	**Dec**	4.414	+1.4
Feb	217.20	-0.43	**Jan**	318.38	-1.95	**Mar**	4.552	+0.6
Apr	219.85	-0.58	**Mar**	313.85	-2.08	**May**	4.634	+0.2
Jun	215.28	-0.43	**Apr**	312.60	-2.15	**Jul**	4.712	+0.4
Aug	211.15	-0.80	**May**	311.23	-1.93	**Sep**	4.696	+1.2
Oct	208.95	-0.93	**Aug**	312.83	-1.78	**Dec**	4.852	+1.6

Soybeans			**Soft Red Winter Wheat**			**Canadian $**		
	US $/bu			*US $/bu*				
Nov	11.890	+8.0	**Dec**	5.912	-8.0	**Spot**	70.77	-0.65
Jan	11.936	+5.4	**Mar**	6.026	-7.0	**Dec**	70.88	-0.69
Mar	11.992	+3.0	**May**	6.084	-6.0	**Mar**	71.19	-0.67
May	12.082	+2.0	**Jul**	6.152	-4.6	**Jun**	71.62	-0.51
Jul	12.154	+1.0	**Sep**	6.270	-4.0	**Sep**	71.87	-0.52
Aug	12.046	-0.2	**Dec**	6.440	-3.0	**Dec**	--	--

Beef Farmers of Ontario I Phone: 519.824.0334 I Fax: 519.824.9101 I Email: markets@ontariobeef.com

ONTARIO STOCKER & FEEDER SPECIAL FALL SALES

07-Nov	8:30 AM	Stratton-Rainy River Cattlemen's Sale	Fall Stocker sale
07-Nov	11:00 AM	Denfield Livestock Exchange	Local Vaccinated Calf Sale
07-Nov	1:00 PM	Maple Hill Auctions Ltd	Bred Heifer & Cow Sale
12-Nov	11:00 AM	Ontario Stockyards Inc	Special Angus/Hereford Sale
13-Nov	9:00 AM	Keady Livestock Market	Special Grass & Yard Yearling Sale
14-Nov	1:00 PM	Maple Hill Auctions Ltd	Ontario Shorthorn Association Fall Classic

Comments for the week ending Nov 5, 2026

Fed steers and heifers sold through auction markets at 438 head, were down 67 head from the previous week and 45 head larger than the same time last year. Fed steers averaged $277.68/cwt, down $18.34/cwt from the previous week's trade and $30.38/cwt below year ago prices. Fed heifers averaged $285.88/cwt, down $13.32/cwt from the previous week and $16.41/cwt lower than last year. Top quality steers and heifers fetched premiums at Hoard's Station Sale Barn.

In Ontario, business has been quiet with no bids to speak of. For the week ending October 31st, Eastern Canadian processing was 4.4% below a year ago and 10.9% below the five-year average. YTD processing is 2% above a year ago, with steers up 2% and heifers up 5%, cows up 1% and bulls down 34%. For the week ending October 24th, 2026, Eastern fed cattle and cow exports to the U.S. were 2,394 head, 15% lower than last year and 9% below the five-year average. YTD Eastern fed cattle and cow exports were down 11% from last year.

Cull cow receipts sold through auction markets were 1,734 head, 98 head smaller than the previous week and down 795 head from last year. Cows averaged $143.85/cwt, down $1.06/cwt from the previous week and down $27.46/cwt from last year. Beef cow prices averaged $156.41/cwt, down $1.24/cwt from the previous week's trade and $26.67/cwt below year ago prices. Auction markets reported cull cows sold easier.

Total receipts were 10,968 head with larger receipts of 7,504 stocker and feeder cattle selling through Ontario auction markets, down 681 head from the previous week and 1,344 head less than the same week last year. In the feeder market, steer prices were up $0.31/cwt on average compared to last week with heifers down $1.38/cwt. Feeder cattle sold on a steady trade and a good offering of stockers sold actively at steady prices. Actual average prices collected this week saw steers from 400-500 lbs trading $16.30/cwt weaker than last week on average, 500-600 lbs up $1.15/cwt, 600-700 lbs up $15.93/cwt, 700-800 lbs up $5.35/cwt, 800-900 lbs up $2.77/cwt, steers 900-1000 lbs down $8.34/cwt and steers 1000 lbs plus averaged $1.61/cwt stronger than the previous week's weighted average prices. Heifers from 300-400 lbs were down $12.24/cwt from last week on average, 400-500 lbs down $5.11/cwt, 500-600 lbs up $23.00/cwt, 600-700 lbs up $7.08/cwt, 700-800 lbs up $12.24/cwt, 800-900 lbs down $28.31/cwt and heifers 900 lbs and over averaged $6.32/cwt weaker than the previous week's weighted average prices. For the week ending October 24th, 2026, Eastern Canadian feeder exports to the U.S. were 1,342 head, 78% higher than last year, and 24% above the five-year average. YTD Eastern Canadian feeder exports are down 8% from last year.

The Quebec electronic market prices are not available at press time.

Alberta direct trade last week saw dressed sales range from $495-500/cwt delivered, steady to $5/cwt stronger than the previous week. Live sales were at $303.50/cwt FOB the feedlot. Cattle that sold were being booked for delivery throughout December. Sales to the US were at a premium over local deals. For the week ending October 31st, Western Canadian fed processing was 40,691 head, 4.1% above last year. Cash basis levels in both Alberta and Ontario strengthened and are the strongest since mid-September. However, that was mostly due to softer US prices. The Western Canadian cow market has held up much better than the Eastern Canadian market. Eastern Canadian cows are trading at the lowest point since the winter of 2025.

Trade in the U.S. last week saw live sales in the North range from $221-225/cwt, $2-5/cwt softer than the previous week. Dressed sales were in a wide range of $350-360/cwt, $7-10/cwt lower. Very light trade in the South was at $225/cwt, $5/cwt softer than the previous week. Cutouts are mixed with Choice closing the week $2/cwt lower, while Select was up $1/cwt. The 73% ground beef market was slightly softer, down $2/cwt from the previous week, while fatty 50% was reported at $81/cwt, down $14/cwt from two weeks ago and trading at its lowest point for the year.

Over the past three trading sessions, feeder cattle contracts are down $12/cwt. Broad based selling with technology stocks under pressure weighed on the US stock markets. Moisture conditions improved over the past four weeks in all major beef cow states. At the end of September, approximately 70% of Texas, Oklahoma, Nebraska, South Dakota, Montana, and Kansas were under some degree of drought ranging from moderate to exceptional drought. By the end of October, only 43% of those states were under the same stressful conditions. Oklahoma (88%) continued to be the hardest hit.