



## Daily Market Information Report - Friday, February 21, 2014

The following information is collected from various sources and disseminated by Beef Farmers of Ontario.

### ONTARIO DIRECT TO PACKER RAILGRADE CATTLE TRADE

Prices are on a carcass weight basis before grade and weight discounts. (Prices for today regardless of delivery date).

|                        |               |
|------------------------|---------------|
| <b>A Grade Steers</b>  | 242.00-247.00 |
| <b>A Grade Heifers</b> | 241.00-246.00 |

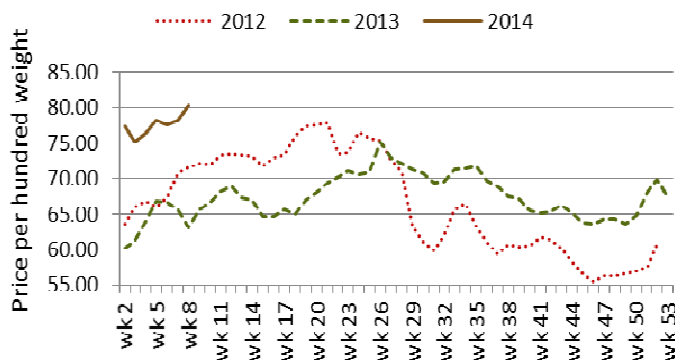
### ONTARIO LIVE CATTLE TRADE

Today at **Brussels Livestock**: 850 Stockers on offer

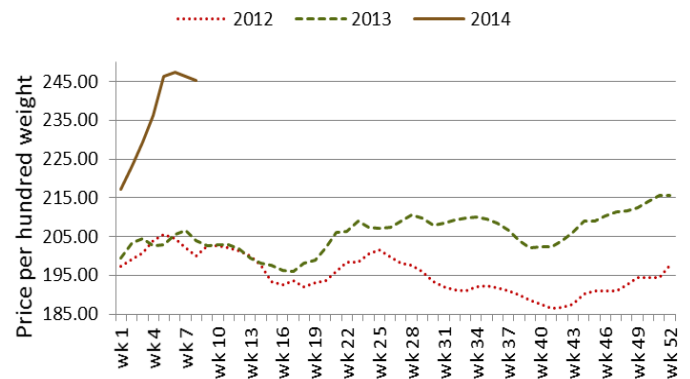
| Steers         | Price Range   | Average | Top    | Heifers         | Price Range   | Average | Top    |
|----------------|---------------|---------|--------|-----------------|---------------|---------|--------|
| <b>1000+</b>   | 99.00-135.00  | 115.80  | 146.00 | <b>+900 lbs</b> | 144.00-154.25 | 149.87  | 154.50 |
| <b>900-999</b> | 148.00-166.75 | 160.48  | 166.75 | <b>800-899</b>  | 133.00-156.00 | 146.36  | 161.50 |
| <b>800-899</b> | 161.50-175.50 | 168.76  | 175.50 | <b>700-799</b>  | 150.00-170.00 | 162.32  | 170.00 |
| <b>700-799</b> | 164.00-181.00 | 172.77  | 181.00 | <b>600-699</b>  | 147.00-168.00 | 157.45  | 171.00 |
| <b>600-699</b> | 152.00-197.75 | 182.49  | 197.75 | <b>500-599</b>  | 153.00-177.00 | 164.22  | 177.00 |
| <b>500-599</b> | 171.00-200.00 | 186.45  | 212.00 | <b>400-499</b>  | 155.00-181.00 | 171.05  | 206.00 |
| <b>400-499</b> | 184.00-211.00 | 197.10  | 211.00 | <b>300-399</b>  | 147.00-187.00 | 165.75  | 195.00 |
| <b>399-</b>    | 137.00-206.00 | 170.33  | 214.00 |                 |               |         |        |

All classes of cattle sold on an active trade at steady prices.

**Cull Cows- Ont Weekly Average Price**



**Ontario Railgrade Steer Weekly Average Price**



Cull cows averaged \$80.33 this week, setting a new weekly average record high price.

Ontario auction sales on **Thursday** saw weighted prices for:

|  | Volume | Price Range   | Average | Top    |
|--|--------|---------------|---------|--------|
| Large & Medium Frame Fed Steers +1250 lbs  | 112    | 136.00-157.00 | 146.55  | 162.75 |
| Large & Medium Frame Fed Heifers +1000 lbs | 33     | 99.94-145.42  | 133.69  | 152.00 |
| Cows                                       | 843    | 73.73-93.20   | 84.24   | 139.00 |
| Bulls                                      | 843    | 73.73-93.20   | 84.24   | 139.00 |
| Veal +600 lbs                              | 179    | 106.63-152.16 | 122.66  | 197.00 |
| Veal Calves 125 lbs & under                | 115    | 122.00-220.00 | 186.38  | 224.00 |

Stocker Sale at: **Ontario Livestock Exchange, February 20, 2014 – 192** Stockers

| Steers  | Price Range   | Average | Top    | Heifers | Price Range   | Average | Top    |
|---------|---------------|---------|--------|---------|---------------|---------|--------|
| 800-899 | 122.00-165.00 | 147.67  | 165.00 | 700-799 | 111.00-134.00 | 115.70  | 142.50 |
| 700-799 | 146.00-172.50 | 160.04  | 172.50 | 600-699 | 97.00-156.00  | 128.62  | 159.00 |
| 600-699 | 150.00-182.50 | 172.16  | 182.50 |         |               |         |        |
| 500-599 | 156.00-200.00 | 180.30  | 200.00 |         |               |         |        |
| 400-499 | 157.50-211.00 | 188.42  | 211.0  |         |               |         |        |

Stocker Sale at: **Ontario Stockyards Inc, February 20, 2014 – 557** Stockers

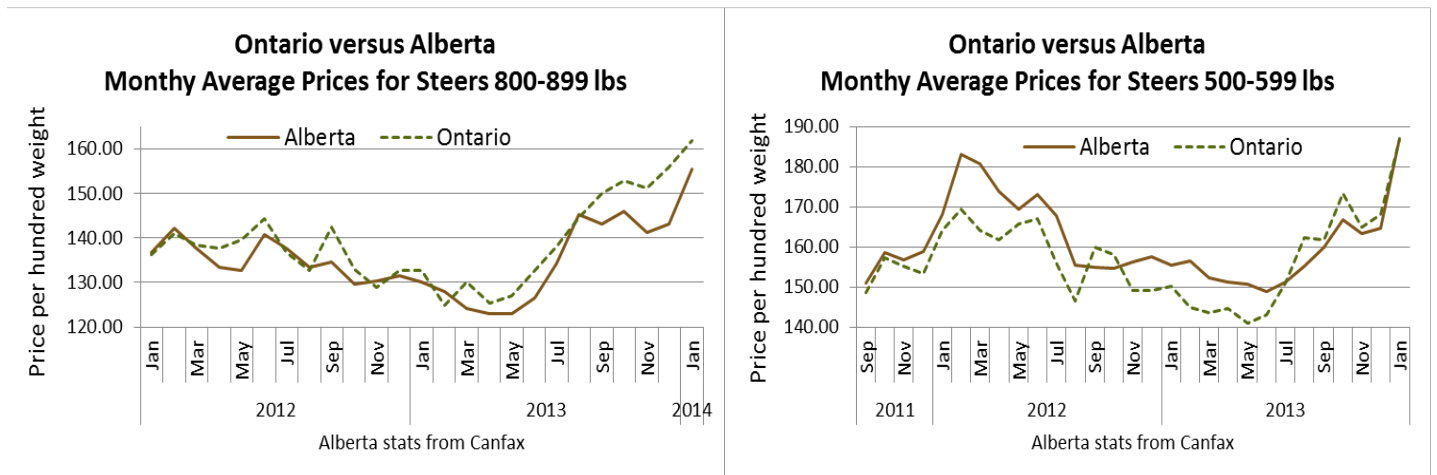
| Steers  | Price Range   | Average | Top    | Heifers | Price Range   | Average | Top    |
|---------|---------------|---------|--------|---------|---------------|---------|--------|
| 1000+   | 95.00-118.00  | 109.34  | 145.00 | 900+    | 94.00-146.50  | 118.19  | 146.50 |
| 900-999 | 155.00-157.00 | 156.36  | 157.00 | 800-899 | 128.00-153.00 | 148.92  | 153.00 |
| 800-899 | 149.00-160.00 | 154.39  | 160.00 | 700-799 | 137.50-150.00 | 141.97  | 150.00 |
| 700-799 | 154.00-174.50 | 165.85  | 174.50 | 600-699 | 140.00-165.00 | 154.62  | 165.00 |
| 600-699 | 165.00-185.00 | 175.22  | 197.50 | 500-599 | 139.00-178.00 | 158.56  | 181.50 |
| 500-599 | 179.00-214.50 | 202.16  | 221.50 | 400-499 | 140.00-164.00 | 153.06  | 171.00 |
| 400-499 | 170.00-213.00 | 195.12  | 213.00 | 300-399 | 134.50-149.00 | 141.30  | 149.00 |
| 399-    | 179.00-214.00 | 201.40  | 214.00 |         |               |         |        |

Stocker Sale at: **Ottawa Livestock Exchange, February 20, 2014 – 243** Stockers

| Steers  | Price Range   | Average | Top    | Heifers | Price Range   | Average | Top    |
|---------|---------------|---------|--------|---------|---------------|---------|--------|
| 800-899 | 163.00-177.00 | 171.63  | 177.00 | 700-799 | 103.00-143.00 | 134.71  | 143.00 |
| 700-799 | 158.00-176.00 | 168.96  | 184.00 | 600-699 | 130.00-168.00 | 150.39  | 168.00 |
| 600-699 | 149.00-198.00 | 176.32  | 199.00 | 500-599 | 130.00-175.00 | 147.87  | 175.00 |
| 500-599 | 140.00-195.00 | 170.22  | 213.00 | 400-499 | 139.00-196.00 | 164.27  | 196.00 |
| 400-499 | 125.00-217.00 | 193.36  | 217.00 |         |               |         |        |
| 399-    | 100.00-200.00 | 143.75  | 200.00 |         |               |         |        |

Stocker Sale at: **Brussels Livestock, February 20, 2014 – 78** Stockers

| Steers  | Price Range   | Average | Top    | Heifers | Price Range   | Average | Top    |
|---------|---------------|---------|--------|---------|---------------|---------|--------|
| 400-499 | 190.00-210.00 | 196.33  | 210.00 | 400-499 | 155.00-170.00 | 163.65  | 187.00 |
| 399     | 132.00-193.00 | 166.81  | 209.00 |         |               |         |        |



**U.S. BOXED BEEF CUT-OUT VALUES (U.S. funds)**

|                                  | Choice<br>600-900 | Select<br>600-900 |
|----------------------------------|-------------------|-------------------|
| Cutout Values (noon estimate):   | 214.78            | 211.82            |
| Change (from yesterday's close): | +0.46             | +0.46             |
| Current Five Day Average:        | 211.77            | 207.91            |

### ALBERTA DIRECT TRADE

Canfax has reported that Alberta trade this week was very scattered with prices steady to last week, but volumes were too light to establish a market. Canfax also reports that majority of this week's show lists have been carried over to next week.

|                |      |     |           |     |
|----------------|------|-----|-----------|-----|
| <b>Steers</b>  | Live | N/T | Flat Rail | N/T |
| <b>Heifers</b> | Live | N/T | Flat Rail | N/T |

### QUEBEC ELECTRONIC AUCTION MARKET (F.O.B. THE FEEDLOT)

|  |               |                       |
|--|---------------|-----------------------|
|  | Price         | Change from Last Week |
| Week Ending Thursday February 13, 2014 | 244.00-247.25 | -2.83                 |

### U.S. TRADE (U.S. funds)

The U.S. cash cattle trade was moderate today in all feeding areas with southern trade up \$3.00 from last week at \$144.00-\$145.00 live. Business in the north was up \$5.00-\$6.00 with sales from \$230.00-\$231.00 dressed.

|  |      |               |
|--|------|---------------|
| <b>Choice and Select Steers and Heifers:</b> | Live | 144.00-145.00 |
|  | Rail | 230.00-231.00 |

### CHICAGO MERCANTILE EXCHANGE

Closing quotes on futures today were as follows:

| Live Cattle |              | Feeder Cattle |              | Corn       |            | Soybeans   |              | Canadian \$ |             |
|-------------|--------------|---------------|--------------|------------|------------|------------|--------------|-------------|-------------|
| \$/cwt US   |              | \$/cwt US     |              | \$/bu US   |            | ¢/bu       |              |             |             |
| <b>Feb</b>  | 144.55 -0.05 | <b>Mar</b>    | 170.70 -0.42 | <b>Mar</b> | 4.530 -2.6 | <b>Mar</b> | 13.706 +12.4 | <b>Spot</b> | 89.87 -0.14 |
| <b>Apr</b>  | 141.45 -0.42 | <b>Apr</b>    | 171.20 -0.60 | <b>May</b> | 4.590 -3.2 | <b>May</b> | 13.602 +12.4 | <b>Mar</b>  | 89.82 -0.16 |
| <b>Jun</b>  | 132.72 -0.52 | <b>May</b>    | 172.22 -0.37 | <b>Jul</b> | 4.626 -4.0 | <b>Jun</b> | 13.446 +13.0 | <b>Jun</b>  | 89.63 -0.15 |
| <b>Aug</b>  | 131.30 -0.40 | <b>Aug</b>    | 174.00 -0.30 | <b>Sep</b> | 4.614 -5.0 | <b>Aug</b> | 12.992 +18.0 | <b>Sep</b>  | 89.44 -0.16 |
| <b>Oct</b>  | 134.40 -0.32 | <b>Sep</b>    | 173.50 -0.37 | <b>Dec</b> | 4.642 -4.4 | <b>Sep</b> | 12.146 +15.0 | <b>Dec</b>  | 89.25 -0.16 |
| <b>Dec</b>  | 135.75 -0.30 | <b>Nov</b>    | 172.50 -0.45 | <b>Mar</b> | 4.732 -4.2 | <b>Nov</b> | 11.536 +8.4  | <b>Mar</b>  | 89.06 -0.17 |

Beef Farmers of Ontario, 130 Malcolm Road, Guelph, ON N1K 1B1 Phone: (519) 824-0334 Fax: (519) 824-1930 or email: [markets@ontariobeef.com](mailto:markets@ontariobeef.com)

### ONTARIO STOCKER & FEEDER TRADE SPECIAL SALES

|        |          |                                  |  |
|--------|----------|----------------------------------|--|
| Mar 4  | 11:00 am | Ontario Stockyards Inc           | All Vaccinated Spring Stocker Sale     |
| Mar 14 | 11:00 am | Community Livestock Exchange     | Quinte Cattlemen's Stocker Sale        |
| Mar 14 | 7:00 pm  | Ontario Stockyards Inc           | Evening Bred Cow Sale                  |
| Mar 19 | 11:00 am | Kawartha Lakes Co-op Auction Mkt | Peterborough/Victoria Cattlemen's Sale |
| Mar 29 | 11:00 am | Denfield Livestock Exchange      | Stocker and Bred Cow Sale              |