



## Daily Market Information Report - Thursday, August 21, 2014

The following information is collected from various sources and disseminated by Beef Farmers of Ontario.

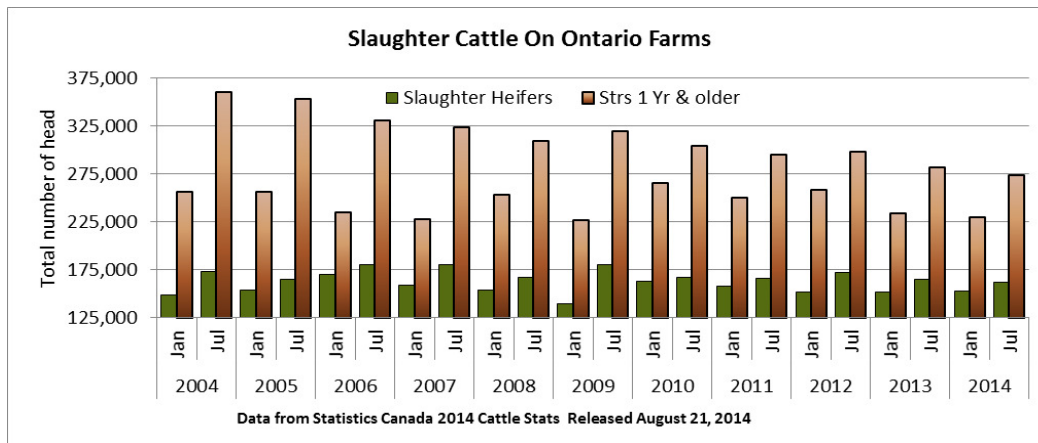
### ONTARIO DIRECT TO PACKER RAILGRADE CATTLE TRADE

Prices are on a carcass weight basis before grade and weight discounts.

Prices reported for Wednesday, August 20, 2014 (regardless of delivery date)

**A Grade Steers** 273.00-282.00

**A Grade Heifers** 272.00-281.00



### ONTARIO LIVE CATTLE TRADE

Today at **Ontario Livestock Exchange**: 350 Fed Cattle, 500 Cows, 200 Stockers, & 25 Veal

	Price Range	Top
Good Fed Steers	162.00-175.00	181.50
Good Fed Heifers	157.00-164.00	171.00
Good Cows	101.00-115.00	135.00
Steers +700 lbs	185.00-255.00	280.00
Lightweight Steers	185.00-165.00	325.00
Heifers +700 lbs	175.00-195.00	206.00
Lightweight Heifers	165.00-220.00	245.00

Cows sold on a steady market. Fed steers and heifers sold easier at prices \$2.00-\$3.00 lower. Stockers sold on a barely steady market.

Today at **Ontario Stockyards Inc.:** 414 Stockers on offer (final results will be posted on Friday's report)

Steers	Price Range	Average	Top	Heifers	Price Range	Average	Top
1000+	134.00-184.50	160.03	196.00	800-899	178.00-181.00	180.30	181.00
900-999	180.00-229.00	201.30	229.00	700-799	176.00-210.75	196.23	210.75
800-899	132.00-225.00	180.12	238.50	600-699	172.50-222.50	204.80	231.00
700-799	176.50-247.00	210.74	253.50	500-599	172.50-235.00	210.56	253.00
600-699	204.00-253.00	239.00	270.50	400-499	202.50-255.00	228.31	255.00
500-599	200.00-290.00	253.83	319.00	300-399	225.00-250.00	242.87	250.00
400-499	240.00-330.00	282.32	356.00				
399-	230.00-300.00	266.43	335.00				

Replacement cattle are selling actively at about steady prices. The sale is still in progress at time of reporting. August 28<sup>th</sup> @ 11:00 am- In conjunction with the regular sale- Special Yearling and Shortkeep Sale!

Today at **Brussels Livestock: 180 Veal**

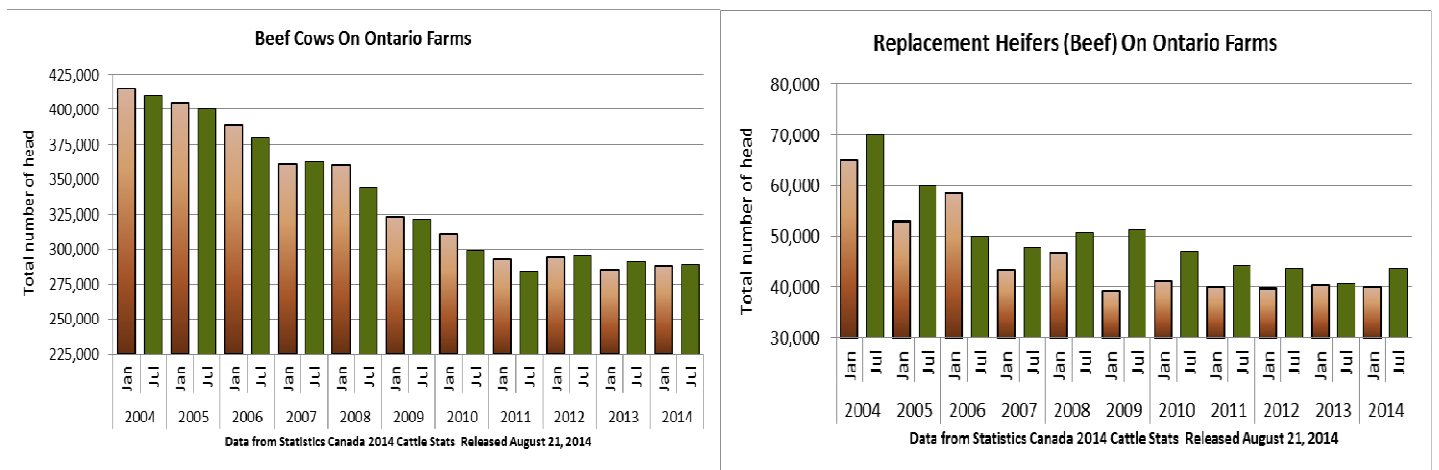
	Price Range	Top
<b>Good Beef Calves</b>	180.00-220.00	236.00
<b>Good Holsteins</b>	135.00-145.00	150.00
<b>Heavy Holsteins</b>	130.00-135.00	
<b>Medium Holsteins</b>	115.00-125.00	

Veal sold actively with Holstein calves trading steady while beef calves sold higher.

At **Aylmer Stockyards Inc.: August 20, 2014 –36 Veal, 124 Cows, 19 Stockers, 18 fed cattle**

	Price Range	Avg.	Top
<b>Cows</b>	69.99-134.49	107.29	134.49
<b>Veal calves over 600 lbs</b>	115.50-169.99	135.09	169.99
<b>Replacement Calves</b>	\$225.00-\$475.00		\$550.00

Veal sold slightly easier.



Ontario auction sales on **Wednesday** saw weighted prices for:

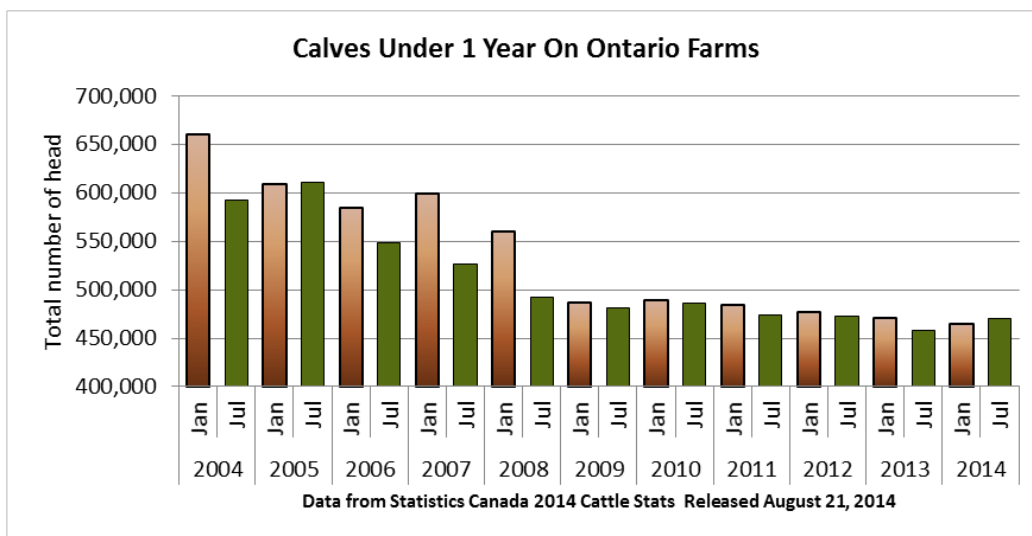
	Volume	Price Range	Average	Top
Large & Medium Frame Fed Steers +1250 lbs	27	154.00-175.00	164.33	182.00
Large & Medium Frame Fed Heifers +1000 lbs	68	144.24-169.98	161.31	178.00
Cows	480	81.32-123.06	103.61	143.00
Bulls	27	118.74-144.83	131.86	156.00
Veal over 600 lbs	50	119.25-161.59	135.89	169.99
Veal under 125 lbs	174	195.00-315.00	255.56	330.00

To check out individual auction market results on the Ontario Beef website go to <http://www.ontariobeef.com/markets/market-reports.aspx>

Stocker sale at **Ontario Livestock Exchange: August 20, 2014 – 519 Stocker steers**

Steers	Price Range	Average	Top	Heifers	Price Range	Average	Top
<b>1000+</b>	193.00-214.25	200.21	214.25	<b>900+</b>	189.00-194.00	191.81	194.00
<b>900-999</b>	212.50-220.00	214.38	220.00				
<b>800-899</b>	202.00-230.00	225.33	230.00				
<b>700-799</b>	226.00-252.00	236.20	252.00				
<b>600-699</b>	241.00-288.00	261.17	288.00				

Stocker steers sold on a barely steady market.



### U.S. BOXED BEEF CUT-OUT VALUES (U.S. funds)

	Choice 600-900	Select 600-900
<b>Cutout Values</b> (noon estimate):	250.52	242.51
<b>Change</b> (from yesterday's close):	-1.03	-0.56
<b>Current Five Day Average:</b>	254.37	246.10

### ALBERTA DIRECT TRADE

The Alberta direct trade on Wednesday remained untested but light trade is expected to develop at some point today. Canfax reports that dressed bids yesterday were steady to \$7.00 lower than last week's cash trade.

<b>Steers</b>	Live	N/T	Flat Rail	N/T
<b>Heifers</b>	Live	N/T	Flat Rail	N/T

### U.S. TRADE (U.S. funds)

The U.S. cash cattle trade was light to moderate on Wednesday with prices generally \$3.00 lower. Southern trade was \$152.00 live while business in the north ranged from \$240.00-\$243.00 dressed. Today, some light trade in the south was \$1.00 higher than Wednesday's market at \$153.00 live. Bids in the north were steady to yesterday at \$241.00-\$243.00 dressed, but no sales were reported. Asking prices are currently at \$154.00-\$155.00 live and \$245.00 plus dressed.

Live	153.00
Rail	N/T

### CHICAGO MERCANTILE EXCHANGE

Closing quotes on futures today were as follows:

Live Cattle		Feeder Cattle		Corn		Soybeans		Canadian \$	
\$/cwt US		\$/cwt US		\$/bu US		¢/bu			
<b>Aug</b>	149.65 +0.40	<b>Aug</b>	215.20 +0.25	<b>Sep</b>	3.622 +2.6	<b>Sep</b>	11.362 +16.4	<b>Spot</b>	91.38 +0.17
<b>Oct</b>	145.55 +0.15	<b>Sep</b>	209.42 -1.82	<b>Dec</b>	3.690 +1.4	<b>Nov</b>	10.382 +0.2	<b>Sep</b>	91.30 +0.17
<b>Dec</b>	148.60 +0.15	<b>Oct</b>	208.60 -1.77	<b>Mar</b>	3.816 +1.2	<b>Jan</b>	10.452 -0.4	<b>Dec</b>	91.10 +0.17
<b>Feb</b>	149.80 -0.47	<b>Nov</b>	207.35 -2.20	<b>May</b>	3.896 +1.0	<b>Mar</b>	10.522 -0.2	<b>Mar</b>	90.90 +0.17
<b>Apr</b>	149.80 -0.60	<b>Jan</b>	202.52 -2.32	<b>Jul</b>	3.964 +1.2	<b>May</b>	10.576 -0.6	<b>Jun</b>	90.71 +0.17
<b>Jun</b>	143.10 -1.32	<b>Mar</b>	203.07 -1.72	<b>Sep</b>	4.026 +1.2	<b>Jul</b>	10.612 -1.4	<b>Sep</b>	90.56 +0.17