



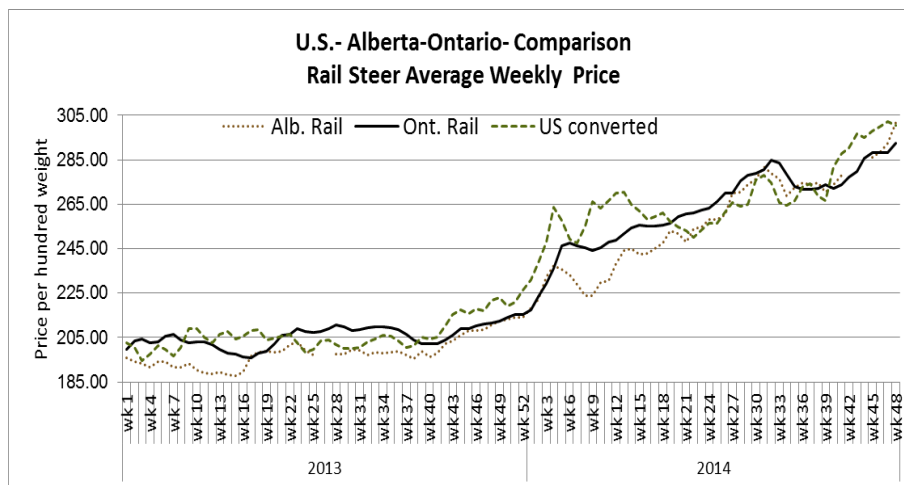
Daily Market Information Report - Friday, November 28, 2014

The following information is collected from various sources and disseminated by Beef Farmers of Ontario.

ONTARIO DIRECT TO PACKER RAILGRADE CATTLE TRADE

Prices are on a carcass weight basis before grade and weight discounts. (Prices for today regardless of delivery date).

A Grade Steers 296.00-298.00
A Grade Heifers 295.00-297.00



The rail price for Alberta this week only, is Live converted to rail.

ONTARIO LIVE CATTLE TRADE

Today at **Brussels Livestock** – 2,100 head of cattle on offer. (sale in progress -1200 yearlings to sell)

Steers	Price Range	Average	Top	Heifers	Price Range	Average	Top
800-899	223.00-261.00	240.32	261.00	800-899	196.00-225.00	213.94	225.00
700-799	196.00-256.00	230.88	279.00	700-799	218.00-247.50	230.67	251.00
600-699	228.00-301.00	264.68	301.00	600-699	196.00-251.00	228.69	260.00
500-599	231.00-310.00	272.59	310.00	500-599	230.00-282.00	256.56	290.00
400-499	220.00-303.00	277.25	308.00	400-499	210.00-285.00	258.23	299.00
399-	207.00-345.00	282.72	345.00	300-399	225.00-330.00	264.16	330.00
				299-	190.00-300.00	254.00	300.00

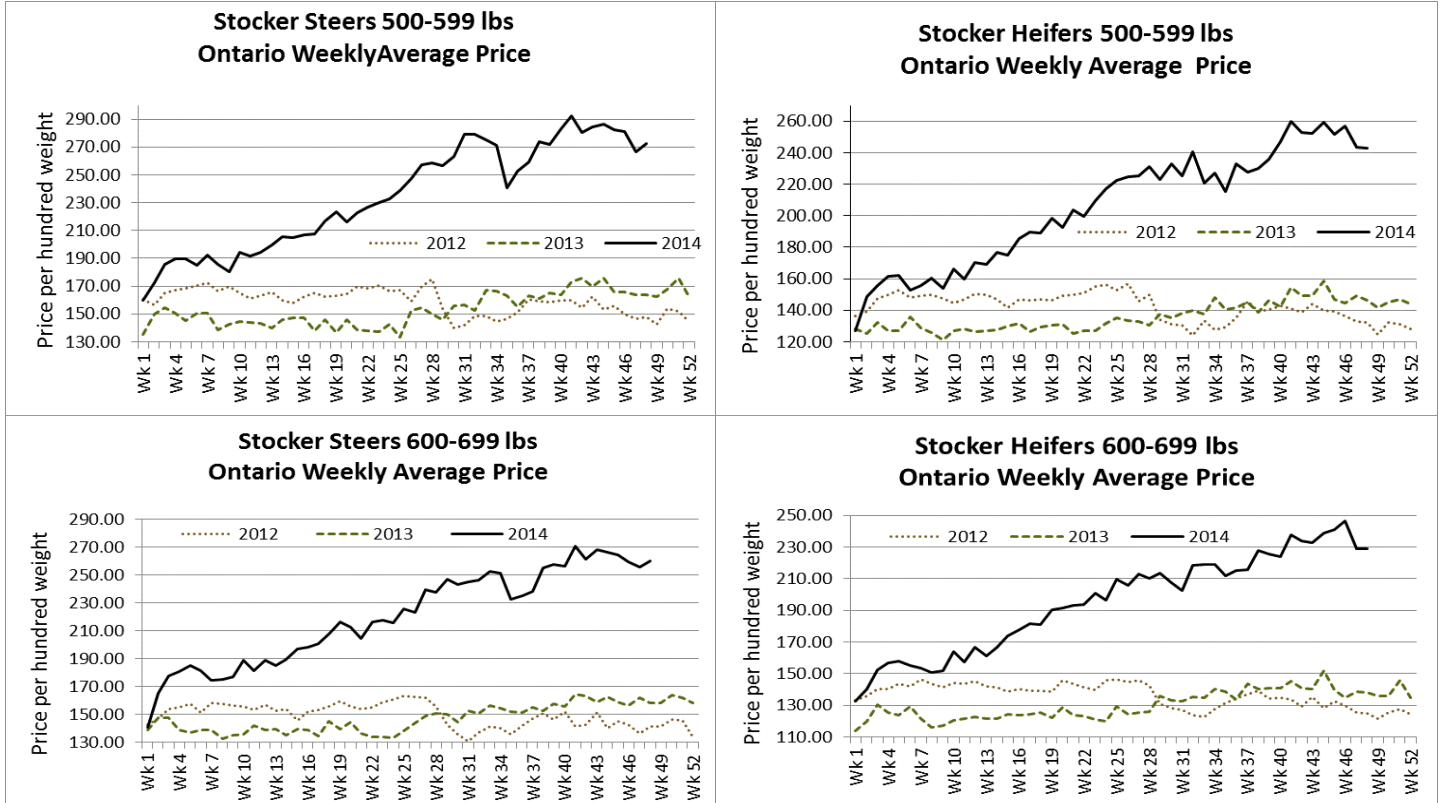
All classes of cattle are selling on a strong active trade at steady prices. Final results will be posted on Monday.

Today at **Community Livestock Exchange** – 648 head of cattle on offer. Quinte Cattlemen's Association Sale

Steers	Price Range	Average	Top	Heifers	Price Range	Average	Top
1000+	236.00 – 10 hd			900+	216.00-221.00	219.30	221.00
900-999	161.00-240.00	229.10	240.00	800-899	200.00-230.00	216.69	230.00
800-899	190.00-257.50	248.00	257.50	700-799	169.00-252.00	209.50	252.00
700-799	175.00-277.00	252.99	277.00	600-699	160.00-277.99	231.90	277.99
600-699	173.00-306.00	258.30	306.00	500-599	150.00-275.00	232.00	275.00
500-599	159.00-310.00	258.30	310.00	400-499	150.00-275.00	224.70	275.00
400-499	206.00-357.00	286.00	357.00	300-399	180.00-271.00	237.80	271.00
399-	214.00-300.00	271.00	300.00				

Ontario auction sales on **Thursday** saw weighted prices for:

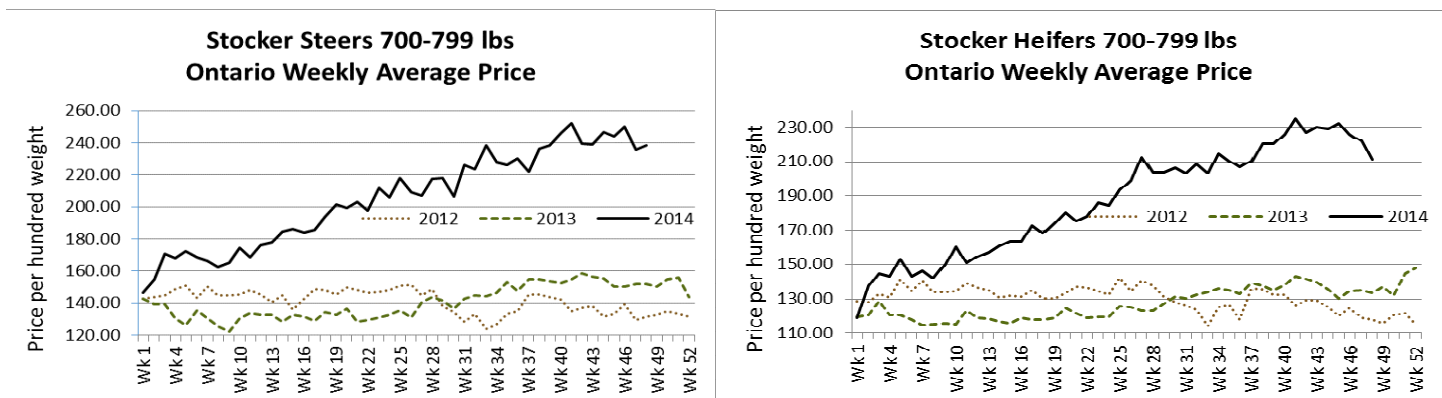
	Volume	Price Range	Average	Top
Large & Medium Frame Fed Steers +1250 lbs	232	171.00-192.00	180.36	193.00
Large & Medium Frame Fed Heifers +1000 lbs	92	166.00-177.82	173.10	184.00
Cows	954	88.12-118.83	102.61	150.00
Bulls	36	114.89-139.11	125.64	150.00
Veal +600 lbs	219	158.33-204.87	180.57	257.00
Veal Calves 125 lbs & under	130	200.00-385.00	311.61	405.00



Stocker sale at: **Ontario Livestock Exchange, November 27, 2014 – 257** stockers

Steers	Price Range	Average	Top	Heifers	Price Range	Average	Top
700-799	162.50-238.00	198.82	260.00	600-699	175.00-212.50	200.93	212.50
600-699	187.50-265.00	227.97	265.00	500-599	200.00-212.50	206.97	245.00
500-599	220.00-292.50	250.50	300.00	400-499	222.50-250.00	238.27	250.00
400-499	207.50-280.00	258.13	295.00	300-399	217.50-247.50	237.50	247.50
399-	230.00-297.50	250.71	297.50				

Stockers sold on a selective demand at steady prices.



Stocker sale at: **Ontario Stockyards Inc., November 27, 2014– 957** stockers

Steers	Price Range	Average	Top	Heifers	Price Range	Average	Top
1000+	135.00-201.00	178.58	201.00	900+	137.00-188.00	167.654	213.00
900-999	169.00-217.00	187.67	235.00	800-899	161.00-210.00	187.52	225.00
800-899	199.00-237.00	220.23	237.00	700-799	180.00-240.00	214.81	259.00
700-799	205.00-274.25	236.04	274.25	600-699	170.00-229.00	200.25	260.00
600-699	200.00-280.00	249.21	292.00	500-599	186.00-247.50	214.51	260.00
500-599	200.00-281.00	239.29	296.00	400-499	217.00-267.50	250.22	312.00
400-499	205.00-270.00	239.73	320.00	300-399	202.50-305.00	259.28	305.00
300-	197.50-290.00	252.60	322.50	299-	230.00-270.00	245.75	270.00

A medium quality offering of replacement cattle sold at barely steady prices.

Stocker sale at: **Ottawa Livestock Exchange, November 27, 2014 – 296** stockers

Steers	Price Range	Average	Top	Heifers	Price Range	Average	Top
800-899	153.00-234.00	198.80	234.00	700-799	160.00-220.00	190.71	220.00
700-799	175.00-230.00	208.00	230.00	600-699	165.00-237.00	203.54	250.00
600-699	197.00-267.00	241.40	296.00	500-599	182.00-268.00	227.04	284.00
500-599	180.00-277.00	238.12	290.00	400-499	185.00-280.00	222.10	294.00
400-499	165.00-270.00	236.59	300.00	300-399	105.00-265.00	198.20	265.00
300-	135.00-285.00	210.27	400.00	299-	165.00-210.00	191.25	340.00

Stocker sale at: **Brussels Livestock, November 27, 2014 – 173** stockers

Steers	Price Range	Average	Top	Heifers	Price Range	Average	Top
600-699	260.00-285.00	270.53	285.00	400-499	259.00-287.00	275.10	287.00
400-499	260.00-322.0	284.27	322.00	300-399	240.00-289.00	271.16	289.00
399-	257.00-325.00	291.65	325.00				

U.S. BOXED BEEF CUT-OUT VALUES (U.S. funds)

	Choice 600-900	Select 600-900
Cutout Values (noon estimate):	257.15	245.89
Change (from yesterday's close):	+0.02	+1.89
Current Five Day Average:	256.06	242.97

ALBERTA DIRECT TRADE

Alberta direct trade was light this week with Canfax reporting live sales up \$3.00-\$5.00 from last week. Canfax reports that US packer interest has been price supportive this week.

Steers Live	179.00-181.00	Flat rail	N/T
Heifers Live	N/T	Flat rail	N/T

QUEBEC ELECTRONIC AUCTION MARKET (F.O.B. THE FEEDLOT)

	Price	Change from Last Week
Week Ending Thursday, Nov 27, 2014	292.75-294.25	+4.24

U.S. TRADE (U.S. funds)

The U.S. cash cattle trade this week was light to moderate on Wednesday afternoon with live prices steady to last week from \$168.00-\$173.00 averaging \$171.96 for steers and \$172.22 for heifers. Dressed deals ranged from \$264.00-\$270.00 around \$1.00 lower than last week with steers averaging \$266.41 dressed and heifers at \$266.94. Today, Friday, a few bids have surfaced at \$265.00 dressed in the north but sellers don't seem interested. Asking prices are holding firm at \$173.00-\$174.00 live and \$270.00 plus dressed, but at this point it looks like business for the week, as light as it was, is completed.

Choice and Select Steers and Heifers:	Live	168.00-173.00
	Rail	264.00-270.00

CHICAGO MERCANTILE EXCHANGE

Closing quotes on futures today were as follows:

Live Cattle			Feeder Cattle			Corn			Soybeans			Canadian \$		
\$/cwt US			\$/cwt US			\$/bu US		¢/bu	\$/bu US		¢/bu			
Dec	168.87	-0.37	Jan	231.07	+0.57	Dec	3.756	-2.4	Jan	10.160	-31.0	Spot	87.54	-0.63
Feb	169.22	-0.45	Mar	230.20	+0.85	Mar	3.886	-2.6	Mar	10.224	-30.2	Dec	87.40	-1.62
Apr	159.00	+0.70	Apr	230.77	+0.82	May	3.970	-3.2	May	10.292	-29.4	Mar	87.21	-1.62
Jun	161.30	+0.70	May	230.85	+0.90	Jul	4.036	-3.2	Jul	10.332	-29.6	Jun	87.02	-1.61
Aug	158.55	+1.50	Aug	231.42	+0.90	Sep	4.090	-3.4	Aug	10.326	-29.2	Sep	86.82	-1.61
Oct	159.52	+1.30	Sep	231.00	+0.50	Dec	4.166	-3.6	Sep	10.114	-26.4	Dec	86.67	-1.59

Beef Farmers of Ontario, 130 Malcolm Road, Guelph, ON N1K 1B1 Phone: (519) 824-0334 Fax: (519) 824-1930 or email: markets@ontariobeef.com

UPCOMING SPECIAL FALL STOCKER/BRED COW SALES!

Nov 29 10:00 am	Manitoulin Livestock Exchange	Stockers and Bred Cows
Nov 29 11:00 am	Denfield Livestock Exchange	Stockers and Bred Cows
Dec 3 11:00 am	Kawartha Lake Community Sale Barn	Stocker Sale
Dec 4 11:00 am	Ontario Stockyards Inc	Special Fall Yearling Sale
Dec 5 5:00 pm	Keady Livestock Market	Bred Cow Sale
Dec 17 11:00 am	Kawartha Lakes Community Sale Barn	Stocker Sale