



Daily Market Information Report - Friday, January 22, 2016

The following information is collected from various sources and disseminated by Beef Farmers of Ontario.

ONTARIO DIRECT TO PACKER RAILGRADE CATTLE TRADE

Prices are on a carcass weight basis before grade and weight discounts. (Prices for today regardless of delivery date).

A Grade Steers 290.00-292.00

A Grade Heifers 291.00-291.00

ONTARIO LIVE CATTLE TRADE

Today at **Brussels Livestock** – 1,150 stockers (300 yearlings left to sell at reporting time)

Steers	Price Range	Average	Top	Heifers	Price Range	Average	Top
1000+	129.00-222.50	181.80	222.50	900+	187.25-204.00	197.75	204.00
900-999	134.00-228.00	207.56	228.000	800-899	196.00-219.50	210.45	219.50
800-899	132.00-229.00	191.47	233.00	700-799	178.00-221.00	206.86	221.00
700-799	196.00-249.00	226.15	260.00	600-699	175.00-233.00	204.54	235.00
600-699	214.00-269.00	243.710	278.00	500-599	210.00-251.00	233.69	272.00
500-599	246.00-309.00	273.86	317.00	400-499	245.00-280.00	264.74	280.00
400-499	245.00-294.00	270.98	327.00				
399-	210.00-335.00	277.50	335.00				

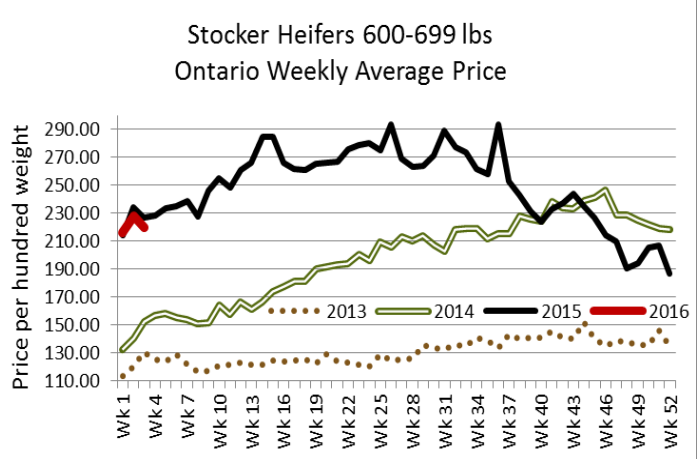
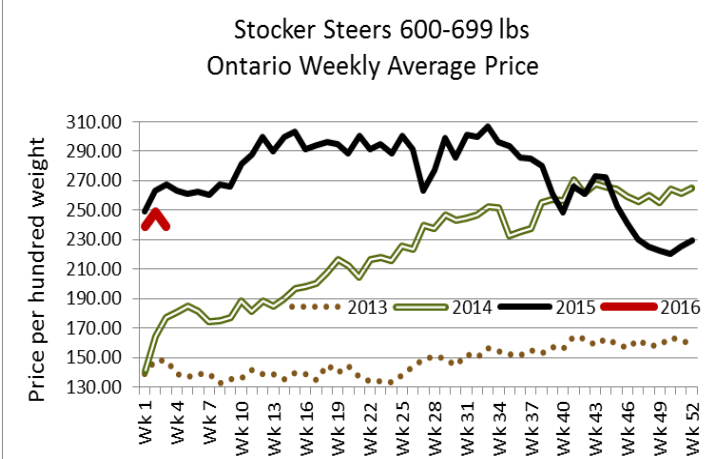
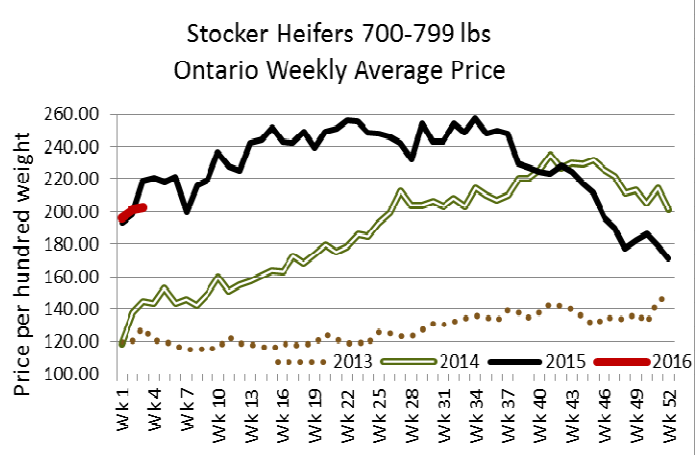
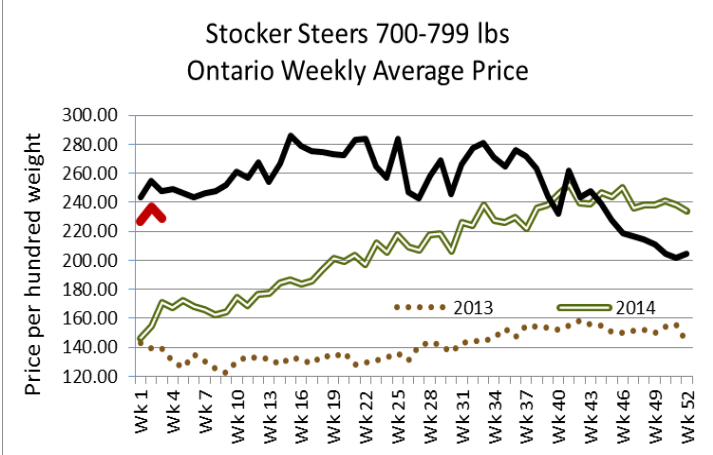
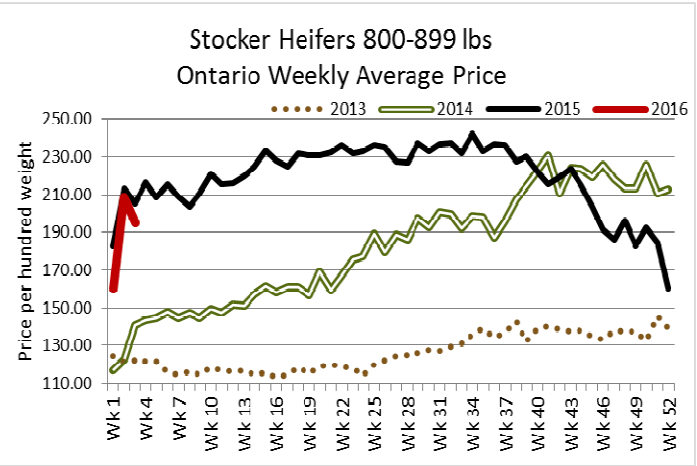
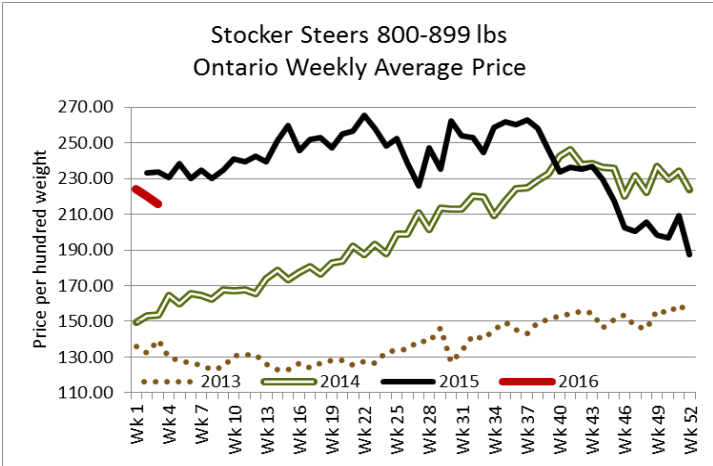
Calves and yearlings are selling on a good steady trade. Final results will be posted on Monday's report.

Today at **Community Livestock Exchange** – 721 stockers - Quinte Cattlemen's Stocker Sale

Steers	Price Range	Average	Top	Heifers	Price Range	Average	Top
1000+	185.00-210.00	207.80	210.00	800-899	165.00-216.00	202.50	216.00
900-999	185.00-232.00	213.70	232.00	700-799	157.50-240.00	225.90	240.00
800-899	200.99-235.00	226.39	235.00	600-699	187.00-255.00	232.70	255.00
700-799	175.00-254.00	241.60	254.00	500-599	199.00-270.00	246.90	270.00
600-699	185.00-271.00	251.90	271.00	400-499	199.00-280.00	255.90	280.00
500-599	215.00-306.00	257.20	306.00	300-399	200.00-270.00	230.70	270.00
400-499	231.00-332.50	275.50	332.50				
399-	329.00						

Ontario auction sales on **Thursday** saw weighted prices for:

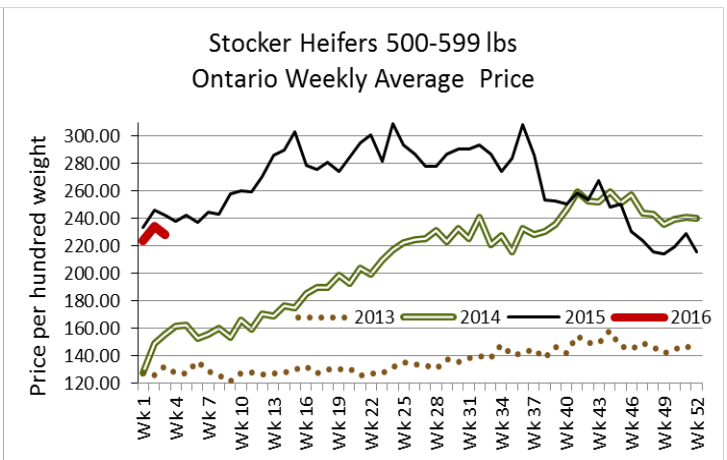
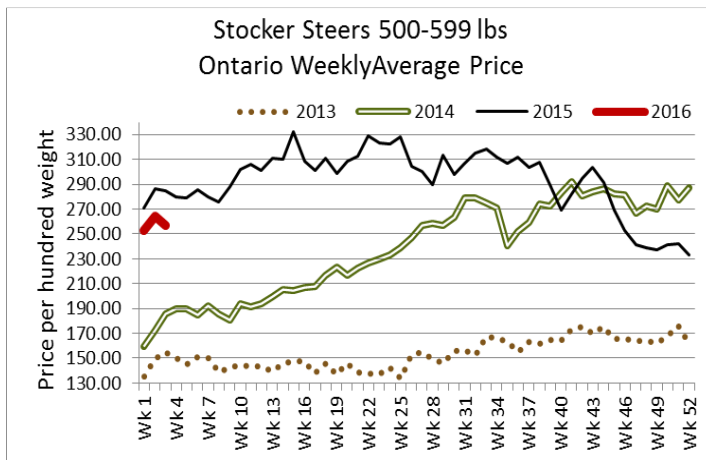
	Volume	Price Range	Average	Top
Large & Medium Frame Fed Steers +1250 lbs	139	159.00-183.25	171.15	195.00
Large & Medium Frame Fed Heifers +1000 lbs	118	162.14-181.09	172.69	190.00
Cows	891	91.01-116.15	101.61	175.00
Bulls	41	112.70-146.44	125.61	166.00
Veal +600 lbs	126	140.76-192.25	159.77	230.00
Veal Calves 125 lbs & under	160	95.00-340.00	240.93	435.00



Stocker sale at: **Ontario Livestock Exchange, January 21, 2016 – 186 stockers**

Steers	Price Range	Average	Top	Heifers	Price Range	Average	Top
800-899	186.00-230.00	218.13	230.00	900+	145.00-197.00	185.11	197.00
700-799	231.00-263.00	255.27	263.00	800-899	175.00-206.00	192.18	206.00
600-699	230.00-257.00	248.20	257.00	700-799	165.00-197.50	185.00	197.50
500-599	192.50-267.00	224.14	302.50	600-699	192.50-222.50	207.50	222.50
400-499	202.50-307.50	264.06	307.50	500-599	178.00-258.00	218.00	258.00
399-	255.00-300.00	280.63	300.00	400-499	237.00-282.50	251.63	282.50
				300-399	270.00-275.00	271.67	275.00

Stockers sold on a good active steady trade.



Stocker sale at: **Ontario Stockyards Inc., January 21, 2016 – 1,245 stockers**

Steers	Price Range	Average	Top	Heifers	Price Range	Average	Top
1000+	161.00-211.00	191.35	211.00	900+	167.00-200.00	188.88	200.00
900-999	197.50-224.25	211.51	224.25	800-899	172.00-209.00	186.89	209.00
800-899	205.50-230.00	217.36	230.00	700-799	177.00-223.00	205.56	239.00
700-799	203.00-250.00	229.62	250.00	600-699	210.00-268.00	235.34	268.00
600-699	200.00-261.00	229.56	283.00	500-599	209.00-247.50	231.94	291.00
500-599	230.00-278.00	252.28	295.00	400-499	230.00-285.00	257.28	292.50
400-499	237.50-287.50	270.31	312.00	300-399	252.50-287.50	265.21	287.50
399-	260.00-290.00	280.08	290.00				

Replacement cattle sold actively at barely steady prices.

Stocker sale at: **Ottawa Livestock Exchange, January 21, 2016 – 323 stockers**

Steers	Price Range	Average	Top	Heifers	Price Range	Average	Top
800-899	180.00-216.00	206.20	216.00	800-899	180.00-185.00	182.71	185.00
700-799	193.00-237.00	216.20	237.00	700-799	174.00-212.00	193.30	212.00
600-699	184.00-229.00	202.85	272.00	600-699	156.00-212.00	187.48	215.00
500-599	189.00-242.00	217.66	252.00	500-599	180.00-226.00	210.96	234.00
400-499	172.00-252.00	213.71	252.00	400-499	190.00-234.00	218.57	236.00
399-	142.00-244.00	182.44	320.00	300-399	167.00-184.00	180.50	236.00

U.S. BOXED BEEF CUT-OUT VALUES (U.S. funds)

	Choice 600-900	Select 600-900
Cutout Values (noon estimate):	225.43	220.98
Change (from yesterday's close):	-2.24	-2.10
Current Five Day Average:	230.26	224.60

QUEBEC ELECTRONIC AUCTION MARKET (F.O.B. THE FEEDLOT)

	Price	Change from Last Week
Week Ending Thursday, January 21, 2016	278.00-283.25	-4.84

ALBERTA DIRECT TRADE

The Alberta direct trade, was light this week with sales reported to be \$2.00-\$3.00 lower on average. Canfax reported live steers from \$177.50-\$178.00 and live heifers at \$176.05. On the rail steers sold from \$293.50-\$296.50 with heifers from \$293.50-\$295.00 dressed. Canfax notes: "US packer interest was noted but no sales were confirmed as US bids were generally comparable with local sales."

Steers	Live	177.50-178.00	Flat rail	293.50-296.50
Heifers	Live	176.05	Flat rail	293.50-295.00

U.S. TRADE (U.S. funds)

The U.S. cash cattle trade the market was untested at time of reporting with bids sitting at \$128.00 live and \$208.00 dressed. Packer bids have improved from Wednesday's \$202.00 dressed, but there is still no selling interest noted. Asking prices are sitting at \$135.00-\$136.00 live in the south and \$212.00 plus dressed in the north. Active trade should surface at any time now that the Cattle on Feed report has been released, reporting January 1st on feed numbers slightly below last January.

Choice and Select Steers and Heifers:	Live	N/T
	Rail	N/T

CHICAGO MERCANTILE EXCHANGE

Closing quotes on futures today were as follows:

Live Cattle			Feeder Cattle			Corn			Soybeans			Canadian \$		
\$/cwt US			\$/cwt US			\$/bu US			¢/bu					
Feb	132.07	+1.82	Jan	159.42	+0.75	Mar	3.702	+3.2	Mar	8.764	-2.0	Spot	70.66	+0.64
Apr	133.07	+1.90	Mar	157.90	+3.67	May	3.746	+3.0	May	8.772	-1.6	Mar	70.66	+0.63
Jun	123.85	+0.95	Apr	157.82	+3.37	Jul	3.796	+3.0	Jul	8.820	-2.2	Jun	70.69	+0.64
Aug	120.15	+0.85	May	157.50	+3.27	Sep	3.844	+3.2	Aug	8.832	-2.4	Sep	70.73	+0.63
Oct	120.90	+1.02	Aug	158.90	+3.05	Dec	3.920	+2.6	Sep	8.822	-3.0	Dec	70.79	+0.63
Dec	121.07	+1.05	Sep	156.67	+2.27	Mar	4.010	+2.6	Nov	8.836	-3.4	Mar	70.85	+0.62

Beef Farmers of Ontario, 130 Malcolm Road, Guelph, ON N1K 1B1 Phone: (519) 824-0334 Fax: (519) 824-1930 or email: markets@ontariobeef.com.

ONTARIO STOCKER & FEEDER TRADE SPECIAL STOCKER SALES

19-Feb	7:00 PM	Ontario Stockyards Inc	Evening Bred Cow Sale
8-Mar	11:00 AM	Ontario Stockyards Inc	All Vaccinated Stocker Sale