



Daily Market Information Report - Monday, March 7, 2016

The following information is collected from various sources and disseminated by Beef Farmers of Ontario.

ONTARIO DIRECT TO PACKER RAILGRADE CATTLE TRADE

Prices are on a carcass weight basis before grade and weight discounts. (Prices for today regardless of delivery date).

A Grade Steers	284.00-286.00
A Grade Heifers	283.00-285.00

ONTARIO LIVE CATTLE TRADE

Today at **Ontario Stockyards Inc.:** 59 veal on offer

	Price Range	Top
Veal calves +600 lbs	126.00-177.50	179.50
Veal 451-600 lbs	100.00-120.00	

Veal calves sold on a steady market. *Tuesday, March 8th @ 11:00am - All vaccinated stocker sale with 1,000 head expected!*

At **Kawartha Lakes Community Sale Barn: March 4, 2016** – 1 fed cattle, 105 cows, 11 bulls, 40 veal, 21 stockers

	Price Range	Average	Top
Cows	64.00-126.00	96.89	126.00
Bulls under 1600 lbs	101.00-146.99	116.30	146.99
Bulls over 1600 lbs	115.50-127.49	123.10	127.49
Veal +600 lbs	127.00-153.00	138.90	153.00
Veal under 125 lbs	150.00-289.99	237.50	360.00

All classes of cattle sold on a steady market. *Saturday March 12th – Complete Herd Dispersal – Allin Farms- 200 head on offer. Wednesday, March 23rd @ 11:00am - Peterborough County Cattlemen's/Victoria County Beef Farmers -Stocker Sale.*

Stocker sale at **Brussels Livestock: March 3, 2016** – 929 stockers

Steers	Price Range	Average	Top	Heifers	Price Range	Average	Top
1000+ lbs	173.00-184.50	181.09	194.00	+900 lbs	165.00-183.50	175.86	191.00
900-999	174.00-200.25	186.44	200.25	800-899	172.00-193.00	185.53	194.00
800-899	181.00-207.00	195.81	215.00	700-799	182.00-209.00	197.40	209.00
700-799	190.00-233.00	211.98	233.00	600-699	200.00-240.00	219.59	240.00
600-699	208.00-248.00	225.60	248.00	500-599	205.00-237.00	221.40	249.00
500-599	221.00-260.00	241.54	270.00	400-499	237.00-255.00	245.88	255.00
400-499	241.00-278.00	258.70	280.00				

Calves and yearlings sold on an active trade at steady prices. *March 26th @ 10:00 am- Stocker sale in lieu of Good Friday's sale- moved to Saturday which also includes a Bred Cow Sale.*

ONTARIO BRED COW SALES

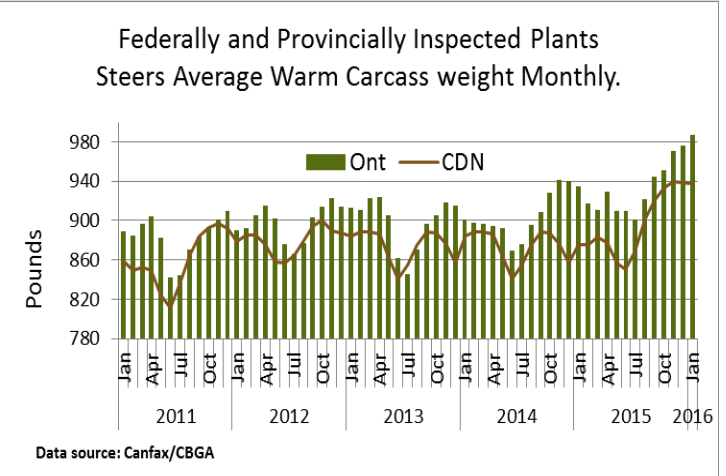
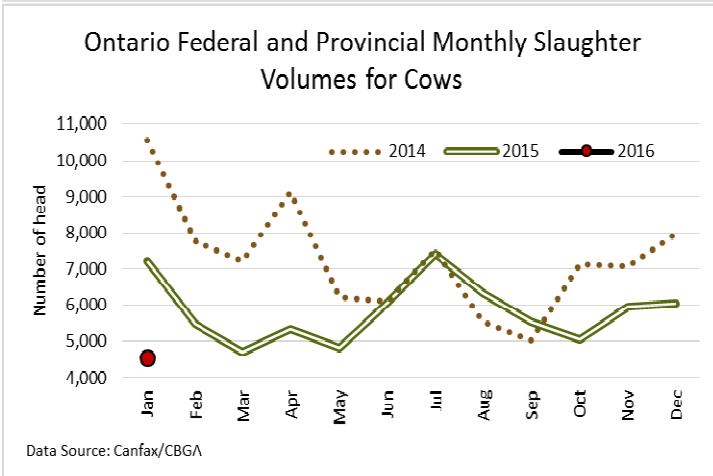
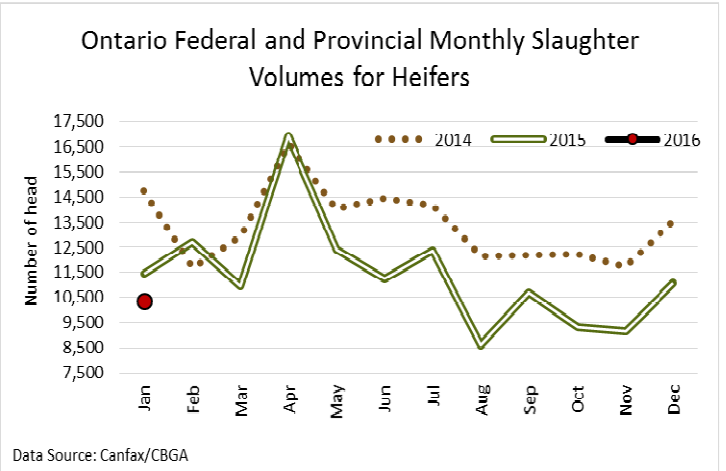
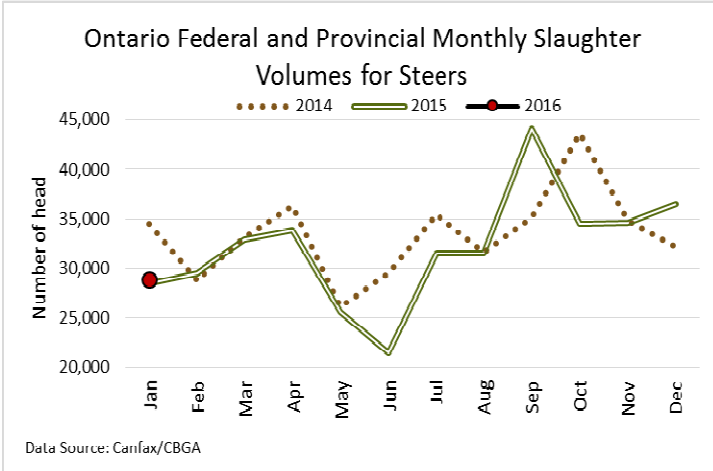
Kawartha Lakes Community Sale Barn., March 4, 2016 – 106 Bred cows, 10 Cow calf pairs (\$ per head)

	Exotic and Exotic X	British and British X
Top quality bred cows	\$2500-\$3200	\$2000-\$2500
Avg quality bred cows	\$1600-\$2100	\$1400-\$1700
Top quality cow/calf pairs	\$2800-\$3300	N/T
Avg quality cow/calf pairs	\$2300-\$2700	N/T

A good offering of cows sold actively with good cows selling at a premium!

LIVE CATTLE EXPORTS-ONTARIO

	Week ending Feb. 20, 2016	Week ending Feb. 13, 2016	Year to Date
Total live slaughter cattle exported from Ontario to the U.S.	3,904	4,548	29,355
Steers & Heifers	1,178	1,195	7,570
Cows	2,270	3,002	18,892
Bulls	456	351	2,893



FEDERALLY INSPECTED CANADIAN KILL

	Week Ending Feb 27, 2016	# of hd Change (Week Ago)	YTD	% Change (Year Ago)
Grand Total	44,620	+3,739	369,774	-5%
Western Slaughter	32,947	+1,662	279,871	-6%
Eastern Slaughter	11,673	+2,077	89,903	-1%

AVERAGE CARCASS WEIGHTS – CANADA

	Steers	Heifers
Feb 27, 2016	943	851
Feb 20, 2016	943	864
Feb 28, 2015	882	802

USDA ESTIMATED CATTLE KILL

	Week Ending Mar 5, 2016	Previous Week	Year Ago
Grand Total	533,000	534,000	535,000

CANADIAN BOXED BEEF CUT-OUT VALUES

Week Ending	AAA	AA
February 26, 2016	2.9037	2.7641
February 19, 2016	2.8873	2.8172
February 12, 2016	2.9401	2.9513

U.S. BOXED BEEF CUT-OUT VALUES (U.S. funds)

	Choice 600-900	Select 600-900
Cutout Values (noon estimate):	221.14	213.88
Change (from yesterday's close):	+0.17	+1.89
Current Five Day Average:	219.21	212.27

U.S. TRADE (U.S. funds)

The U.S. cash cattle trade last week was limited to light with business developing in the north Friday afternoon/evening at steady to slightly stronger prices. Trade in the south did not develop until Saturday morning and was also limited to light in volume with prices steady to slightly lower. Live sales ranged from \$130.75-\$137.00 with steers averaging \$135.76 down \$0.26 from the previous week, while heifers averaged \$135.53 down \$0.74 (reported by the USDA Mandatory Price Report). On the rail steers and heifers sold from \$212.00-\$215.00 dressed, with steers averaging \$213.91 up \$0.70 from the previous week, while heifers averaged \$213.98 up \$0.59. Today the market was quiet as both sides took inventory. This week's offering is reported to be larger in Kansas but smaller in most other feeding states. Asking prices are expected to be around \$138.00 plus live in the south and \$218.00 plus dressed in the north. Business is expected to develop earlier this the week, as packers are reported to be short bought.

Choice and Select Steers and Heifers:	Live	N/T
	Rail	N/T

CHICAGO MERCANTILE EXCHANGE

Closing quotes on futures today were as follows:

Live Cattle		Feeder Cattle		Corn		Soybeans		Canadian \$	
Apr	135.95 -0.40	Mar	157.95 -0.55	Mar	3.550 +0.4	Mar	8.734 +3.0	Spot	75.30 +0.28
Jun	126.07 -0.40	Apr	157.85 -0.37	May	3.590 +0.6	May	8.816 +3.2	Mar	75.31 +0.27
Aug	121.42 -0.50	May	157.37 +0.20	Jul	3.646 +1.2	July	8.872 +2.6	Jun	75.32 +0.27
Oct	121.62 -0.45	Aug	157.75 +0.67	Sep	3.704 +1.0	Aug	8.894 +2.6	Sep	75.36 +0.28
Dec	121.20 -0.32	Sep	156.40 +0.62	Dec	3.794 +1.4	Sep	8.894 +2.4	Dec	75.39 +0.28
Feb	120.32 -0.25	Oct	154.10 +0.45	Mar	3.880 +1.2	Nov	8.930 +2.0	Mar	75.44 +0.28

Beef Farmers of Ontario, 130 Malcolm Road, Guelph, ON N1K 1B1 Phone: (519) 824-0334 Fax: (519) 824-9161 or email: markets@ontariobeef.com