



Daily Market Information Report - Friday, May 6, 2016

The following information is collected from various sources and disseminated by Beef Farmers of Ontario.

ONTARIO DIRECT TO PACKER RAILGRADE CATTLE TRADE

Prices are on a carcass weight basis before grade and weight discounts. (Prices for today regardless of delivery date).

A Grade Steers	248.00-250.00
A Grade Heifers	247.00-249.00

ONTARIO LIVE CATTLE TRADE

Today at **Brussels Livestock** – 950 stockers (175 yearlings left to sell)

Steers	Price Range	Average	Top	Heifers	Price Range	Average	Top
1000+	154.00-159.50	158.61	171.00	900+	150.00-171.00	162.54	171.00
900-999	157.50-169.25	165.84	177.00	800-899	159.00-178.00	166.64	180.00
800-899	168.00-185.00	176.91	185.00	700-799	157.00-174.50	166.77	177.00
700-799	160.00-190.00	179.40	190.00	600-699	168.00-191.00	177.46	200.00
600-699	171.00-216.00	191.29	235.00	500-599	160.00-196.00	179.61	196.00
500-599	198.00-229.00	216.32	232.00	400-499	157.00-214.00	182.46	214.00
400-499	213.00-244.00	230.78	244.00				
399-	170.00-240.00	223.60	240.00				

Calves and yearlings are selling on a strong active trade at higher prices. Final results will be posted on Monday's Report.

Ontario auction sales on **Thursday** saw weighted prices for:

	Volume	Price Range	Average	Top
Large & Medium Frame Fed Steers +1250 lbs	130	136.96-155.21	148.16	167.50
Large & Medium Frame Fed Heifers +1000 lbs	48	127.67-152.54	140.59	157.00
Fed steers, dairy and dairy cross	55	128.56-134.45	131.30	135.00
Cows	507	75.62-94.00	84.59	134.00
Bulls over 1600 lbs	6	109.00-123.00	117.17	129.00
Veal +600 lbs	113	94.96-136.02	117.63	263.00
Veal Calves 125 lbs & under	99	150.00-310.00	240.31	380.00

Stocker sale at: **Ontario Livestock Exchange, May 5, 2016** – 103 stockers

Steers	Price Range	Average	Top	Heifers	Price Range	Average	Top
600-699	167.50-210.00	186.00	210.00	700-799	146.00-165.00	158.64	165.00
				600-699	144.00-170.00	158.36	170.00
				500-599	161.00-183.00	175.29	183.00

Stockers sold on a steady market.

Stocker sale at: **Ontario Stockyards Inc., May 5, 2016** – 185 stockers

Steers	Price Range	Average	Top	Heifers	Price Range	Average	Top
1000+	148.00-150.00	148.35	150.00	700-799	140.00-151.00	148.94	160.00
800-899	135.00-156.50	150.07	178.00	600-699	152.00-178.00	167.89	178.00
700-799	135.00-170.00	153.85	184.50	500-599	141.00-183.00	164.10	183.00
600-699	149.00-171.00	163.72	194.00	400-499	171.00-182.50	175.41	205.00
500-599	146.00-180.00	165.53	191.00				
400-499	153.00-187.00	173.67	210.00				

Replacement cattle sold actively at fully steady prices.

Stocker sale at: **Ottawa Livestock Exchange, May 5, 2016 – 130** stockers

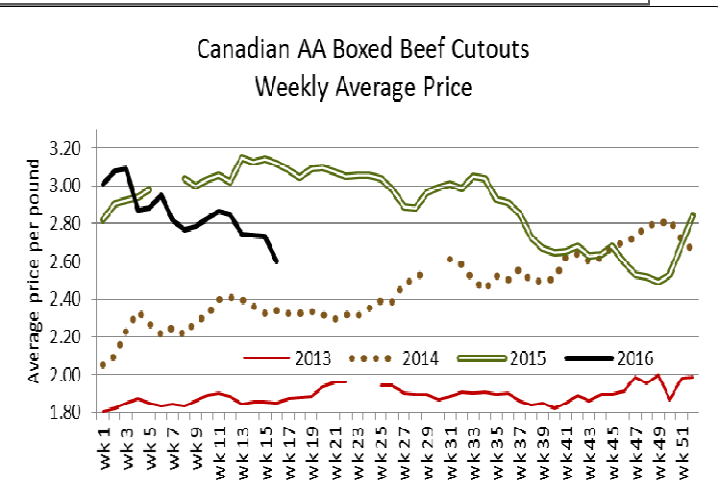
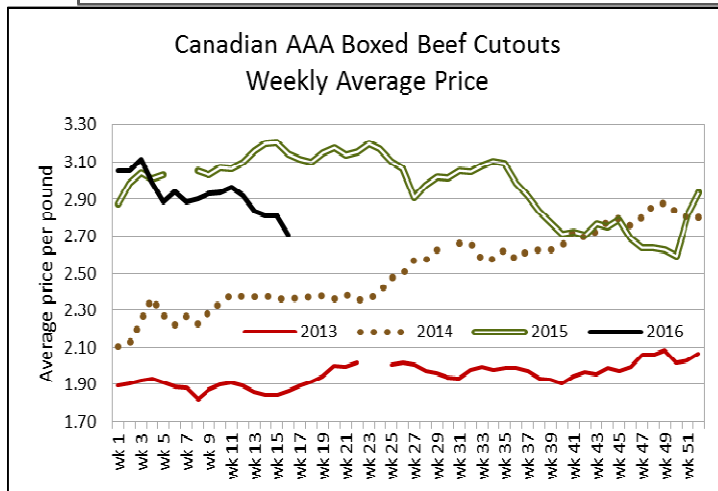
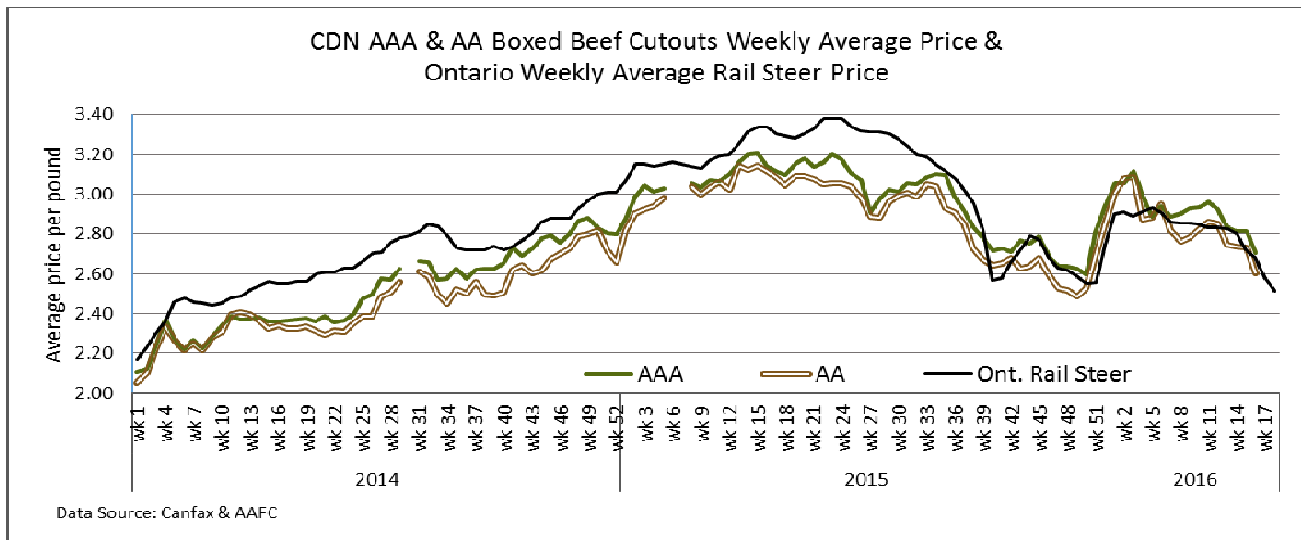
Steers	Price Range	Average	Top	Heifers	Price Range	Average	Top
700-799	116.00-158.00	136.00	158.00	500-599	137.00-164.00	154.00	179.00
600-699	136.00-172.00	152.33	172.00	400-499	150.00-170.00	159.15	170.00
500-599	127.00-192.00	157.26	205.00				
400-499	105.00-155.00	133.60	175.00				

ONTARIO STOCKER & FEEDER TRADE SPECIAL SALES

Stocker sale in **Wiaraton, Grey Bruce Livestock Co-op Sale, May 5, 2016 – 438** Stockers, **12** cow calf pairs.

Steers	Price Range	Heifers	Price Range
700-900	160.00-207.50	700-900	120.00-177.50
500-700	180.00-227.50	600-700	130.00-192.50
300-500	170.00-235.00	500-600	130.00-203.00
Cow/calf pairs	\$2000-\$2650 /pair	300-500	145.00-210.50

A good quality offering of grass type Char cross, Hereford, Angus and Black cattle sold at higher than expected prices!



CANADIAN BOXED BEEF CUT-OUT VALUES

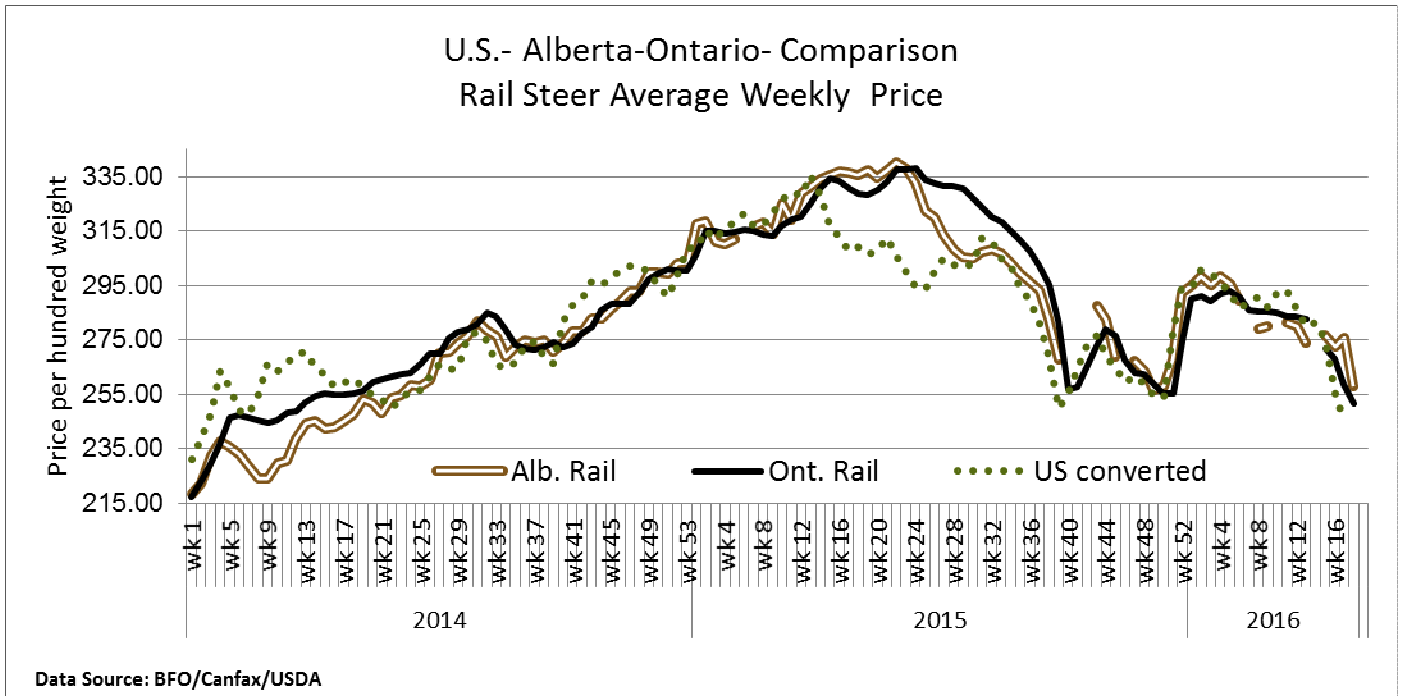
Week Ending	AAA	AA
April 29, 2016	2.7050	2.6015
April 22, 2016	2.8151	2.7323
April 15, 2016	2.8420	2.7875

U.S. BOXED BEEF CUT-OUT VALUES (U.S. funds)

	Choice 600-900	Select 600-900
Cutout Values (noon estimate):	203.66	194.91
Change (from yesterday's close):	-0.76	-0.59
Current Five Day Average:	207.26	198.08

QUEBEC ELECTRONIC AUCTION MARKET (F.O.B. THE FEEDLOT)

	Price	Change from Last Week
Week Ending Thursday, May 5, 2016	244.00-247.00	-4.40



ALBERTA DIRECT TRADE

The Alberta direct trade this week, was under severe pressure this week with dressed steers averaging \$17.91 below last week. Canfax reported steers at \$151.40 live and \$256.00-\$258.50 dressed down from last week's weighted average of \$275.88. Canfax reported: "light trade developed with dressed sales anywhere from 5.00-20.00 lower than the previous week. The way things are shaping up, this is going to be the largest week to week decline seen in the past five years. Cash to futures basis levels did weaken this week."

Steers	Live	151.40	Flat rail	256.00-258.50
Heifers	Live	N/A	Flat rail	N/T

U.S. TRADE (U.S. funds)

The U.S. cash cattle trade at time of reporting, has seen a couple of deals surface this afternoon at \$196.00 dressed in the north which is \$2.00 higher than last week on average, but for the most part it appears that majority of sellers are resisting these bids and holding out for even higher prices. Bids in the south are currently sitting at \$124.00-\$126.00 live which is steady to \$2.00 higher than last week's market. Bids in the north are sitting at \$195.00-\$198.00 dressed which is steady to \$3.00 higher than last week. Asking prices are firm at this time, at \$127.00 live and \$200.00 dressed. Active trade should develop at any time.

Choice and Select Steers and Heifers:	Live	N/T
	Rail	196.00

Price Comparison- last week's average price compared to the previous week & the same time last year.

	This week - Avg Price	Last week - Avg Price	Change from last week	Year Ago - Avg Price	Change from last year
	2016			2015	
Fed steer live 1250+	147.69	148.38	-0.69	198.02	-50.33
Fed heifer live 1000+	146.53	149.30	-2.77	187.59	-41.06
Rail steer	251.50	258.50	-7.00	328.75	-77.25
Rail heifer	250.50	257.50	-7.00	327.75	-77.25
Cull cow	82.46	84.16	-1.70	119.66	-37.20
Stocker Steers					
400-499	186.89	199.30	-12.41	315.24	-128.35
500-599	193.65	193.60	+0.05	311.28	-117.63
600-699	197.68	191.18	+6.50	295.93	-98.25
700-799	179.38	178.10	+1.28	274.87	-95.49
800-899	171.34	173.93	-2.59	253.05	-81.71
900-999	168.33	164.86	+3.47	237.85	-69.52
1000+	158.08	160.86	-2.78	219.84	--61.76
Heifers					
300-399	190.60	193.11	-2.51	279.89	-89.29
400-499	178.43	187.15	-8.72	290.73	-112.30
500-599	176.29	176.19	+0.10	280.75	-104.46
600-699	175.40	167.09	+8.31	260.98	-85.58
700-799	163.44	160.40	+3.04	249.01	-85.57
800-899	159.77	159.54	+0.23	231.83	-72.06
900+	147.46	147.75	-0.29	203.22	--55.76

CHICAGO MERCANTILE EXCHANGE

Closing quotes on futures today were as follows:

Live Cattle			Feeder Cattle			Corn		Soybeans		Canadian \$				
\$/cwt US			\$/cwt US			\$/bu US	¢/bu	\$/bu US	¢/bu					
Jun	120.72	+1.10	May	147.37	-0.57	May	3.760	+4.2	May	10.262	+22.6	Spot	77.33	-0.43
Aug	117.90	+0.47	Aug	147.17	+0.15	Jul	3.774	+3.6	July	10.346	+22.4	Jun	77.31	-0.44
Oct	117.37	+0.45	Sep	146.05	+0.37	Sep	3.794	+3.6	Aug	10.370	+22.2	Sep	77.31	-0.44
Dec	116.87	+0.40	Oct	144.35	+0.55	Dec	3.846	+3.2	Sep	10.274	+21.0	Dec	77.32	-0.44
Feb	115.87	+0.50	Nov	140.50	+0.70	Mar	3.942	+3.4	Nov	10.220	+20.4	Mar	77.33	-0.44
Apr	114.82	+0.52	Jan	136.55	+0.52	May	3.996	+3.4	Jan	10.232	+20.2	Jun	77.36	-0.46

Beef Farmers of Ontario, 130 Malcolm Road, Guelph, ON N1K 1B1 Phone: (519) 824-0334 Fax: (519) 824-1930 or email: markets@ontariobeef.com.

ONTARIO STOCKER & FEEDER TRADE SPECIAL STOCKER SALES

7-May	10:00 AM	Thessalon- Algoma Co-op Livestock Sales	Spring Stocker Sale
11-May		Aylmer Stockyards Inc	Stocker Sale- right after regular sale
14-May	11:00 AM	Denfield Livestock Exchange	Stocker and Bred Cow Sale
18-May	11:00 AM	Kawartha Lakes Community Sale Barn	Stocker Sale
25-May	2:00 PM	Vankleek Hill Livestock Exchange	Stocker Sale
26-May	11:00 AM	Ontario Stockyards Inc	Spring All Vaccinated Sale
28-May	11:00 AM	Denfield Livestock Exchange	Stocker and Bred Cow, Cow/calf Pair Sale