



Daily Market Information Report - Friday, May 20, 2016

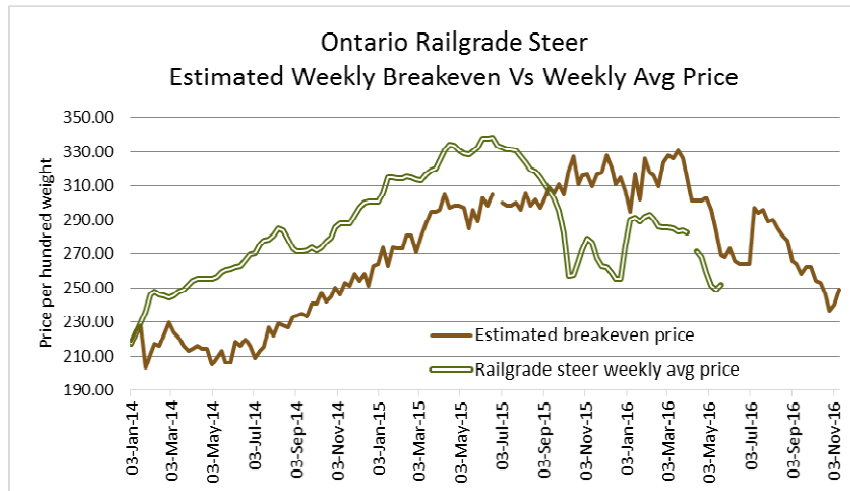
The following information is collected from various sources and disseminated by Beef Farmers of Ontario.

ONTARIO DIRECT TO PACKER RAILGRADE CATTLE TRADE

Prices are on a carcass weight basis before grade and weight discounts. (Prices for today regardless of delivery date).

A Grade Steers 256.00-260.00

A Grade Heifers 255.00-259.00



The information provided on this report is based on weighted averages for actual data collected. Input costs are a guideline only and will vary from producer to producer. BFO does not take any responsibility and accepts no legal liability arising from or connected to damages or losses experienced by producers when using this information. This is to be used at your own risk.

ONTARIO LIVE CATTLE TRADE

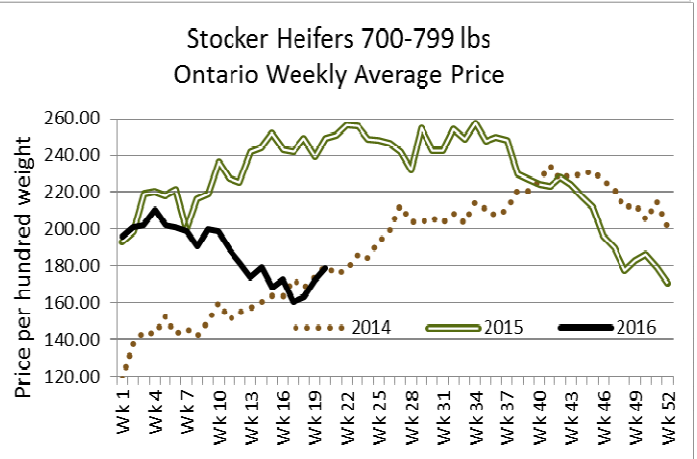
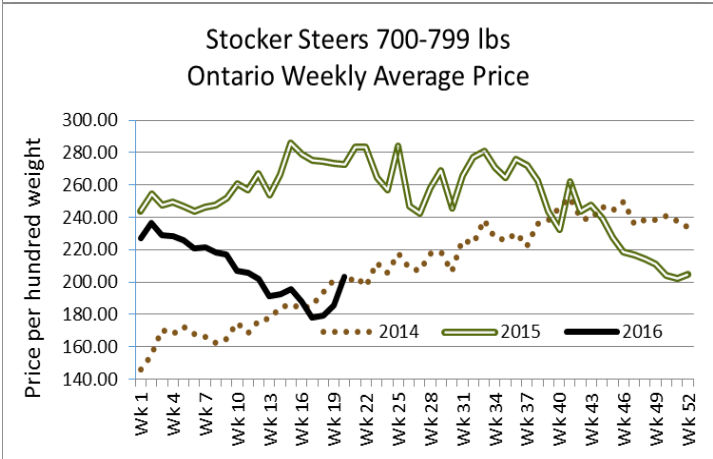
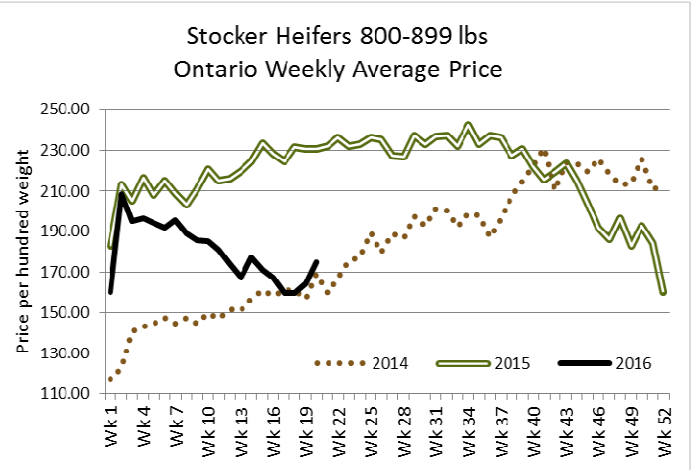
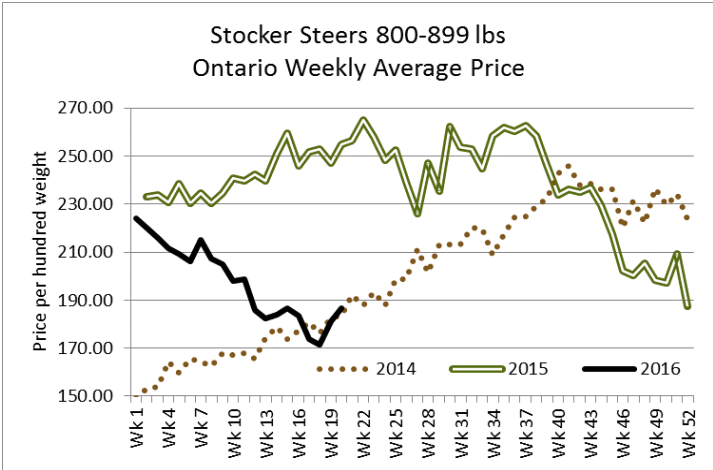
Today at **Brussels Livestock**: **1,100** stockers (400 yearlings to sell at time of reporting)

Steers	Price Range	Average	Top	Heifers	Price Range	Average	Top
1000+	166.00-184.75	175.25	184.75	900+	156.00-173.00	167.76	173.00
900-999	191.00-193.00	191.93	193.00	800-899	169.00-186.50	176.44	186.50
800-899	177.00-190.25	184.28	201.00	700-799	174.00-190.50	182.59	197.00
700-799	181.00-207.00	193.82	226.00	600-699	176.00-208.00	193.72	213.00
600-699	210.00-239.00	224.76	247.00	500-599	174.00-209.00	191.12	217.00
500-599	222.00-247.00	234.89	256.00	400-499	179.00-217.00	197.79	220.00
400-499	138.00-253.50	212.86	259.00	300-399	195.00-212.00	205.67	212.00
399-	215.00-237.00	222.00	237.00				

*Calves and yearlings are selling on a strong active trade at prices \$3.00-\$5.00 higher.

Ontario auction sales on **Thursday** saw weighted prices for:

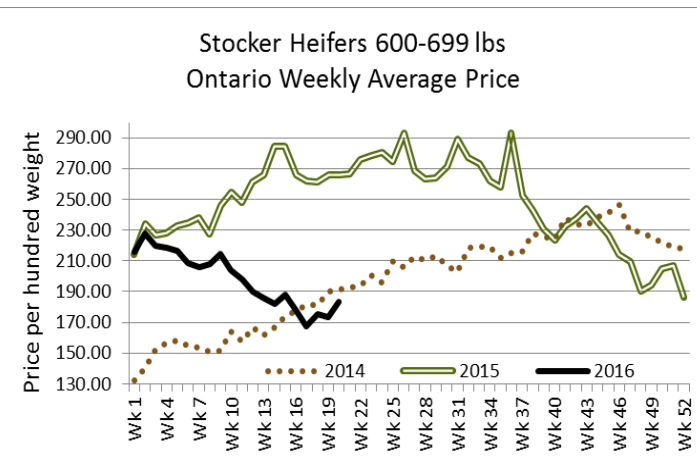
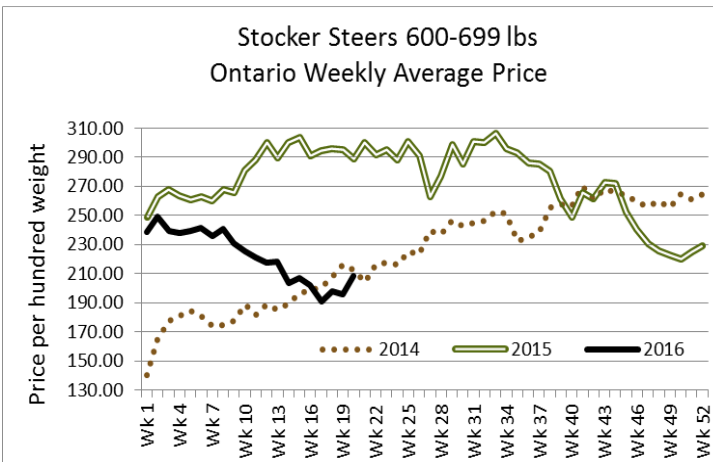
	Volume	Price Range	Average	Top
Large & Medium Frame Fed Steers +1250 lbs	85	140.32-163.05	155.07	178.00
Large & Medium Frame Fed Heifers +1000 lbs	107	142.67-163.48	155.43	170.50
Fed steers, dairy and dairy cross	66	127.42-136.79	131.22	136.50
Cows	570	78.94-100.45	88.33	139.00
Bulls all weights	49	110.14-131.96	119.84	153.00
Veal +600 lbs	175	96.56-142.96	113.89	246.00
Veal Calves 125 lbs & under	135	175.00-285.00	239.57	340.00



Stocker sale at: **Ontario Livestock Exchange, May 19, 2016 – 352 stockers**

Steers	Price Range	Average	Top	Heifers	Price Range	Average	Top
1000+	120.00-178.00	147.00	178.00	900+	102.00-171.0	144.79	171.00
900-999	145.00-175.00	160.67	177.50	800-899	127.00-147.50	136.28	152.50
800-899	179.00-200.00	187.20	200.00	700-799	127.50-182.50	163.90	182.50
700-799	185.00-212.50	199.97	212.50	600-699	140.00-165.00	154.13	175.00
600-699	185.00-227.50	214.43	232.00	500-599	137.50-175.00	155.00	200.00
500-599	152.50-232.50	191.55	241.00	400-499	150.00-185.00	172.14	185.00
400-499	170.00-210.00	186.00	217.50				
399-	107.50-215.00	143.33	215.00				

Feeder cattle sold on a good strong active trade with prices steady to Wednesday's higher market.



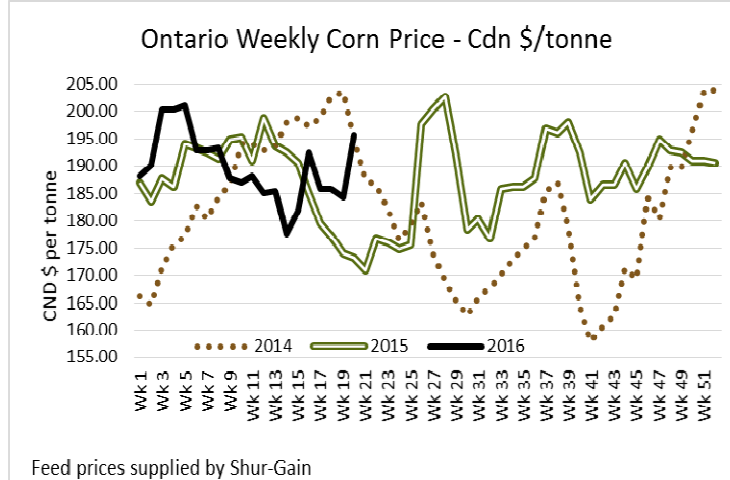
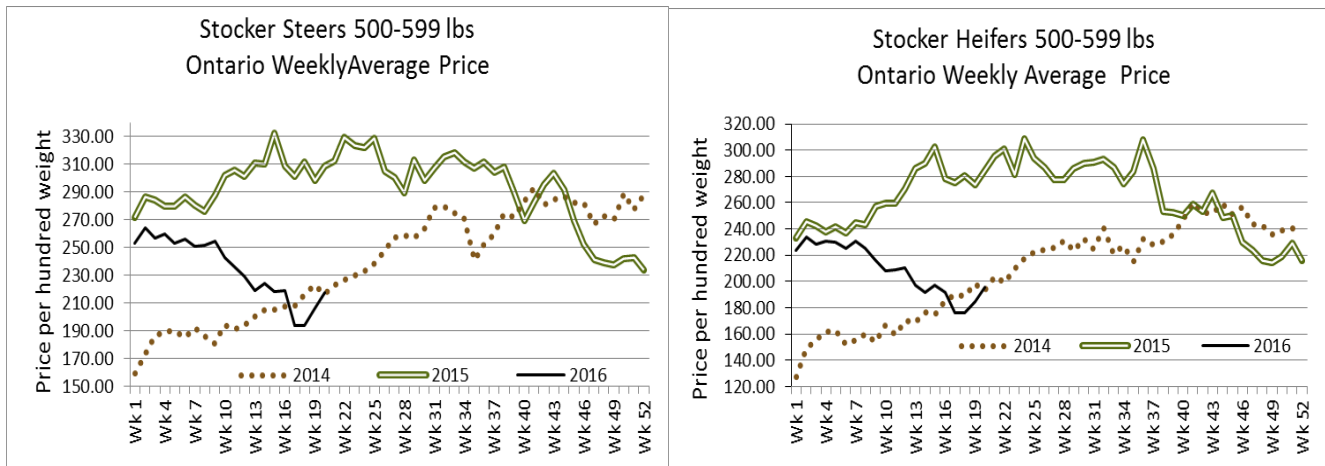
Stocker sale at: **Ontario Stockyards Inc., May 19, 2016 – 1,145** stockers

Steers	Price Range	Average	Top	Heifers	Price Range	Average	Top
1000+	160.00-179.50	173.21	179.50	900+	151.00-180.00	160.78	180.00
900-999	165.00-188.50	181.05	188.50	800-899	170.00-192.50	182.08	192.50
800-899	182.00-195.00	188.85	199.00	700-799	173.00-196.00	187.58	205.50
700-799	175.00-207.00	194.16	218.00	600-699	160.00-205.00	186.98	208.00
600-699	185.00-236.00	212.23	239.00	500-599	185.00-226.00	209.33	235.00
500-599	185.00-254.00	219.59	254.00	400-499	192.50-230.00	213.77	240.00
400-499	161.50-249.00	222.53	267.50	300-399	170.00-240.00	201.52	255.00
399-	225.00-281.00	254.68	315.00				

A good active trade at steady to stronger prices.

Stocker sale at: **Ottawa Livestock Exchange, May 19, 2016 – 171** stockers

Steers	Price Range	Average	Top	Heifers	Price Range	Average	Top
700-799	152.00-209.00	187.92	209.00	600-699	167.00-183.00	178.85	183.00
600-699	160.00-229.00	197.87	229.00	500-599	165.00-197.00	181.70	197.00
500-599	155.00-228.00	191.79	242.00	400-499	174.00-202.00	188.11	210.00
400-499	71.00-228.00	203.46	228.00				



U.S. BOXED BEEF CUT-OUT VALUES (U.S. funds)

	Choice	Select
Cutout Values (noon estimate):	600-900	600-900
	225.10	208.85
Change (from yesterday's close):	-2.06	-2.30
Current Five Day Average:	224.24	209.89

QUEBEC ELECTRONIC AUCTION MARKET (F.O.B. THE FEEDLOT)

Week Ending Thursday, May 19, 2016	Price 251.00-253.00	Change from Last Week -0.18
------------------------------------	-------------------------------	---------------------------------------

ALBERTA DIRECT TRADE

The Alberta direct trade this week was reported by Canfax with steers from \$268.50-\$272.00 dressed up \$2.25 from last week on average. Heifers sold at \$165.00 live (no sales last week to compare too) and from \$270.50-\$272.00 dressed, up \$4.25 from last week on average.

Steers	Live	165.00	Flat rail	268.50-272.00
Heifers	Live	N/A	Flat rail	270.50-272.00

U.S. TRADE (U.S. funds)

The U.S. cash cattle trade so far this week has been light to moderate in the south with sales anywhere from \$124.00-\$133.00 live, with steers averaging \$131.14 and heifers \$130.77, down around \$1.00-\$2.00 from last week on average. Business in the north has been extremely light with sales in the \$204.00-\$206.00 dressed range with steers averaging \$204.03 and heifers \$204.88, down \$3.00-\$4.00 from last week on average. At time of reporting bids are sitting at \$204.00-\$206.00 dressed which is steady to yesterday while the south appears to be finished for the week. Active trade is expected to develop in the north at any time now that the Cattle On Feed Report is released. At any point, it appears that the market tone for this week is established.

Choice and Select Steers and Heifers:	Live	124.00-133.00
	Rail	204.00-206.00

Price Comparison- last week's average price compared to the previous week & the same time last year.

	This week - Avg Price	Last week - Avg Price	Change from last week	Year Ago - Avg Price	Change from last year
	2016			2015	
Fed steer live 1250+	158.12	148.34	+9.78	199.50	-41.38
Fed heifer live 1000+	157.03	153.05	+3.98	193.35	-36.32
Rail steer	251.75	249.00	+2.75	330.25	-78.50
Rail heifer	250.75	248.00	+2.75	329.25	-78.50
Cull cow	88.48	87.81	+0.67	121.49	+33.01
Stocker Steers					
400-499	214.41	203.13	+11.28	316.72	-102.31
500-599	217.03	206.56	+10.47	308.93	-91.90
600-699	208.27	195.56	+12.71	288.54	-80.27
700-799	203.26	185.32	+17.94	272.78	-69.52
800-899	186.51	181.30	+5.21	254.76	-68.25
900-999	174.47	167.55	+6.92	240.44	-65.97
1000+	175.59	166.10	+9.49	226.26	-50.67
Heifers					
300-399	194.13	186.33	+7.80	268.59	-74.46
400-499	199.75	181.21	+18.54	277.77	-78.02
500-599	195.90	184.94	+10.96	284.48	-88.58
600-699	183.42	173.67	+9.75	265.96	-82.54
700-799	178.89	171.88	+7.01	249.10	-70.21
800-899	174.59	164.25	+10.34	230.82	-56.23
900+	161.56	152.18	+9.38	208.35	-46.79

CHICAGO MERCANTILE EXCHANGE

Closing quotes on futures today were as follows:

Live Cattle			Feeder Cattle			Corn			Soybeans			Canadian \$		
\$/cwt US			\$/cwt US			\$/bu US			¢/bu					
Jun	121.05	-0.50	May	148.62	+0.35	Jul	3.944	+4.4	July	10.742	+2.6	Spot	76.13	-0.23
Aug	117.45	-0.87	Aug	147.92	-0.17	Sep	3.966	+4.2	Aug	10.734	+0.4	Jun	76.12	-0.24
Oct	117.10	-0.72	Sep	146.02	-0.12	Dec	3.996	+2.4	Sep	10.602	-1.6	Sep	76.13	-0.24
Dec	117.37	-0.40	Oct	144.07	-0.10	Mar	4.064	+1.4	Nov	10.494	-4.0	Dec	76.15	-0.23
Feb	116.60	-0.07	Nov	140.70	+0.10	May	4.102	+1.0	Jan	10.474	-3.6	Mar	76.17	-0.23
Apr	115.40	+0.05	Jan	135.95	+0.07	Jul	4.136	+0.4	Mar	10.274	-4.4	Jun	76.17	-0.23

Beef Farmers of Ontario, 130 Malcolm Road, Guelph, ON N1K 1B1 Phone: (519) 824-0334 Fax: (519) 824-1930 or email: markets@ontariobeef.com.

ONTARIO STOCKER & FEEDER TRADE SPECIAL STOCKER SALES

25-May	2:00 PM	Vankleek Hill Livestock Exchange	Stocker Sale
26-May	11:00 AM	Ontario Stockyards Inc	Spring All Vaccinated Sale
28-May	11:00 AM	Denfield Livestock Exchange	Stocker and Bred Cow, Cow/calf Pair Sale