



Daily Market Information Report - Monday, July 18, 2016

The following information is collected from various sources and disseminated by Beef Farmers of Ontario.

ONTARIO DIRECT TO PACKER RAILGRADE CATTLE TRADE

Prices are on a carcass weight basis before grade and weight discounts. (Prices for today **regardless of delivery date**).

A Grade Steers	250.00-256.00
A Grade Heifers	249.00-255.00

ONTARIO LIVE CATTLE TRADE

Today at **Ontario Stockyards Inc.:** 89 veal on offer

	Price Range	Top
Veal calves +600 lbs	101.50-115.00	155.00

Veal sold on a barely steady market.

At **Kawartha Lakes Community Sale Barn: July 16, 2016** – 111 cows, 8 bulls, 48 veal, 2 fed cattle, & 22 stockers

	Price Range	Average	Top
Cows	64.90-111.00	89.70	111.00
Bulls under 1600 lbs	103.49-125.00	114.19	125.00
Veal 600 lbs +	83.99-114.99	104.40	114.99
Veal 126-300 lbs	150.00-222.50	184.80	222.50
Veal under 125 lbs	105.00-232.50	172.99	232.50

All weights and classes of cattle sold on an active trade at steady prices.

Stocker sale at **Brussels Livestock: July 15, 2016** – 769 stockers

Steers	Price Range	Average	Top	Heifers	Price Range	Average	Top
1000+ lbs	153.50-174.75	164.55	182.00	+900 lbs	146.00-163.75	154.70	169.25
900-999	164.50-184.00	174.79	188.00	800-899	153.25-179.50	164.86	180.00
0800-899	160.00-194.00	177.75	200.00	700-799	157.00-187.00	177.85	187.00
700-799	170.00-202.25	190.28	205.00	600-699	160.00-190.00	176.19	190.00
600-699	201.50-229.00	213.09	229.00	500-599	175.00-215.50	193.14	215.50
500-599	166.00-250.00	206.38	250.00				
400-499	175.00-237.00	220.09	237.00				
399-	190.00-250.00	220.00	250.00				

Calves and yearlings sold on an active trade at steady prices.

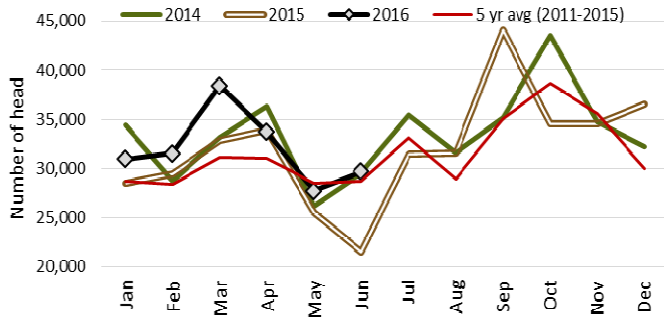
LIVE CATTLE EXPORTS-ONTARIO

	Week ending July 2, 2016	Week ending June 25, 2016	Year to Date
Total live slaughter cattle exported from Ontario to the U.S.	2,871	2,496	91,957
Steers & Heifers	445	521	20,967
Cows	1,865	1,404	60,084
Bulls	561	571	10,906

AVERAGE CARCASS WEIGHTS – CANADA

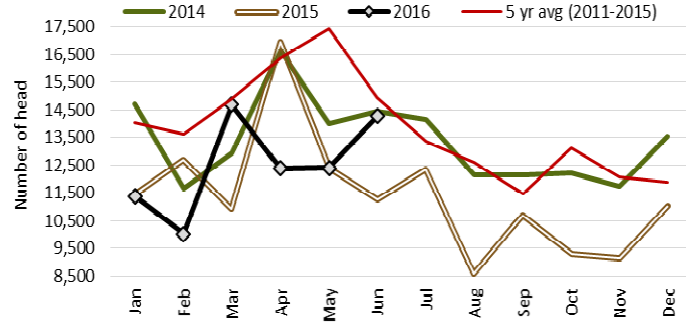
	Steers	Heifers
July 9, 2016	894	817
July 2, 2016	884	816
July 11, 2015	868	804

Ontario Federal and Provincial Monthly Slaughter Volumes for Steers



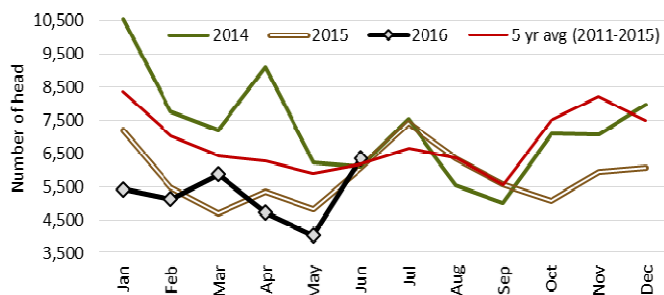
Data Source: Canfax/CBGA

Ontario Federal and Provincial Monthly Slaughter Volumes for Heifers



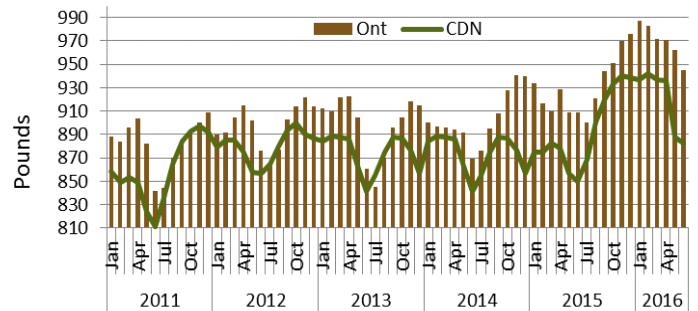
Data Source: Canfax/CBGA

Ontario Federal and Provincial Monthly Slaughter Volumes for Cows



Data Source: Canfax/CBGA

Federally and Provincially Inspected Plants Steers Average Warm Carcass weight Monthly.



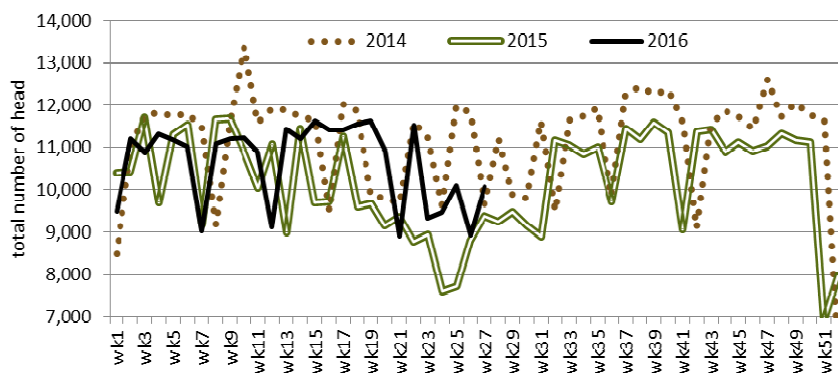
Data source: Canfax/CBGA

FEDERALLY INSPECTED CANADIAN SLAUGHTER

Grand Total
Western Slaughter
Eastern Slaughter

	Week Ending July 9, 2016	# of hd change from week ago	YTD	% Change (Week Ago)	% Change (Year Ago)
Grand Total	52,350	+9,659	1,295,131	+23%	+3%
Western Slaughter	41,757	+8,430	992,066	+25%	+2%
Eastern Slaughter	10,593	+1,229	303,065	+13%	+6%

Ontario Weekly - Federally Inspected Slaughter



Stats source- Canfax/Canadian Beef Grading Agency

USDA ESTIMATED CATTLE KILL

	Week Ending July 16, 2016	Previous Week	Year Ago
Grand Total	594,000	510,000	542,000

CANADIAN BOXED BEEF CUT-OUT VALUES

Week Ending	AAA	AA
July 1, 2016	2.8024	2.5894
June 25, 2016	2.8173	2.5573
June 17, 2016	2.9067	2.5831

U.S. BOXED BEEF CUT-OUT VALUES (U.S. funds)

	Choice 600-900	Select 600-900
Cutout Values (noon estimate):	202.98	191.90
Change (from yesterday's close):	-1.73	-0.48
Current Five Day Average:	206.00	194.48

ALBERTA DIRECT TRADE

Canfax reports: "Canfax released its July 1st cattle on feed report on Friday. June placement volumes were 16% lower compared to last year while marketings were up 3%. The one big surprise on the placement front was the large amount of heifers entering Alberta/Saskatchewan feedlots."

U.S. TRADE (U.S. funds)

The U.S. cash cattle trade was light to moderate on Friday afternoon at slightly lower prices. Trade for last week reported by the USDA Mandatory Price Report lists live sales from \$116.00-\$120.00 with a weekly weighted average price of \$117.00 live, down \$3.00 from the previous week. On the rail sales ranged from \$184.00-\$192.00 dressed, with weekly weighted average prices at \$187.00 dressed, down \$3.60 from the week before. Today the market was very quiet as both sides took inventory. This week's offering is smaller in most feeding states. Asking prices are undefined and could stay that way for a day or two as sellers wait to see what the futures are doing.

Choice and Select Steers and Heifers:	Live	N/T
	Rail	N/T

CHICAGO MERCANTILE EXCHANGE

Closing quotes on futures today were as follows:

Live Cattle			Feeder Cattle			Corn		Soybeans		Canadian \$				
\$/cwt US			\$/cwt US			\$/bu US		\$/bu US						
Aug	112.45	+1.52	Aug	141.18	+1.60	Sep	3.570	+4.6	Aug	10.782	+5.6	Spot	77.23	-0.02
Oct	110.62	+0.77	Sep	140.20	+1.80	Dec	3.632	+5.0	Sep	10.750	+9.4	Sep	77.24	-0.04
Dec	112.02	+0.57	Oct	139.17	+1.80	Mar	3.716	+5.4	Nov	10.662	+9.0	Dec	77.25	-0.04
Feb	112.07	+0.67	Nov	136.27	+1.77	May	3.764	+6.0	Jan	10.650	+9.2	Mar	77.26	-0.04
Apr	111.22	+0.60	Jan	133.05	+1.85	Jul	3.802	+6.0	Mar	10.490	+10.0	Jun	77.29	-0.03
Jun	105.20	+0.45	Mar	131.12	+1.57	Sep	3.810	+5.6	May	10.432	+10.4	Sep	77.32	-0.03

Beef Farmers of Ontario, 130 Malcolm Road, Guelph, ON N1K 1B1 Phone: (519) 824-0334 Fax: (519) 824-1930 or email: markets@ontariobeef.com