



Daily Market Information Report - Monday, July 25, 2016

The following information is collected from various sources and disseminated by Beef Farmers of Ontario.

ONTARIO DIRECT TO PACKER RAILGRADE CATTLE TRADE

Prices are on a carcass weight basis before grade and weight discounts.
(Prices reported for today are for delivery anywhere from today to mid-August).

A Grade Steers	238.00-250.00
A Grade Heifers	237.00-249.00

ONTARIO LIVE CATTLE TRADE

Today at **Ontario Stockyards Inc.:** 50 veal on offer

	Price Range	Top
Veal calves +600 lbs	102.50-115.00	131.00

Veal sold on a steady market.

At **Kawartha Lakes Community Sale Barn: July 23, 2016** – 90 cows, 5 bulls, 45 veal, 1 fed cattle, & 34 stockers

	Price Range	Average	Top
Cows	56.00-104.00	85.19	104.00
Bulls under 1600 lbs	107.00-130.00	115.30	130.00
Bulls over 1600 lbs	116.99-123.99	119.30	123.99
Veal 600 lbs +	96.99-108.00	104.65	108.00
Veal under 125 lbs	55.00-107.49	82.29	155.60

Cows sold barely steady to \$2.00 cwt lower while stockers sold on a steady market. Baby calves sold under pressure due to the heat.

Stocker sale at **Brussels Livestock: July 22, 2016** – 742 stockers

Steers	Price Range	Average	Top	Heifers	Price Range	Average	Top
1000+ lbs	145.00-169.00	154.45	171.00	+900 lbs	139.00-153.50	145.62	154.00
900-999	134.00-179.00	169.29	179.00	800-899	148.00-158.00	153.57	159.00
800-899	172.50-191.00	183.92	192.00	700-799	147.00-176.00	162.06	176.00
700-799	169.00-205.00	180.98	208.00	600-699	145.00-188.00	173.54	188.00
600-699	168.00-227.00	194.36	232.00	500-599	163.00-197.00	186.58	202.00
500-599	180.00-242.00	217.58	242.00	400-499	122.00-220.00	170.17	225.00
400-499	200.00-257.00	231.36	257.00	300-399	210.00-217.00	214.40	255.00
399-	210.00-260.00	233.57	260.00				

Calves and yearlings sold on an active trade at steady prices.

LIVE CATTLE EXPORTS-ONTARIO

	Week ending July 9, 2016	Week ending July 2, 2016	Year to Date
Total live slaughter cattle exported from Ontario to the U.S.	2,384	2,871	94,341
Steers & Heifers	219	445	21,186
Cows	1,655	1,865	61,739
Bulls	510	561	11,416

AVERAGE CARCASS WEIGHTS – CANADA

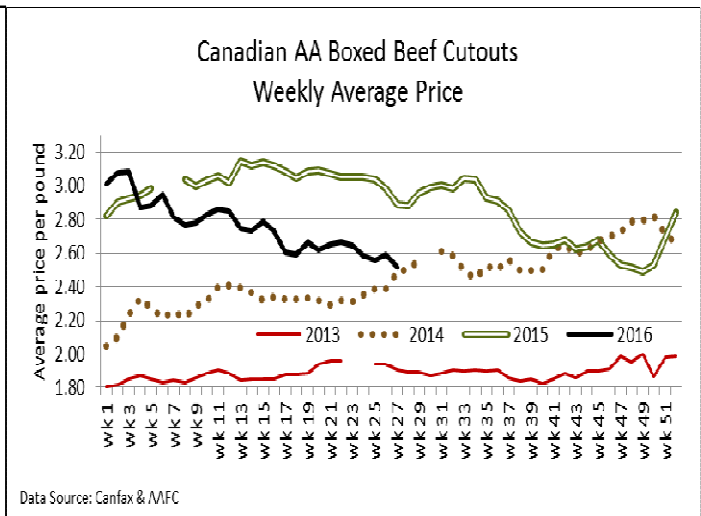
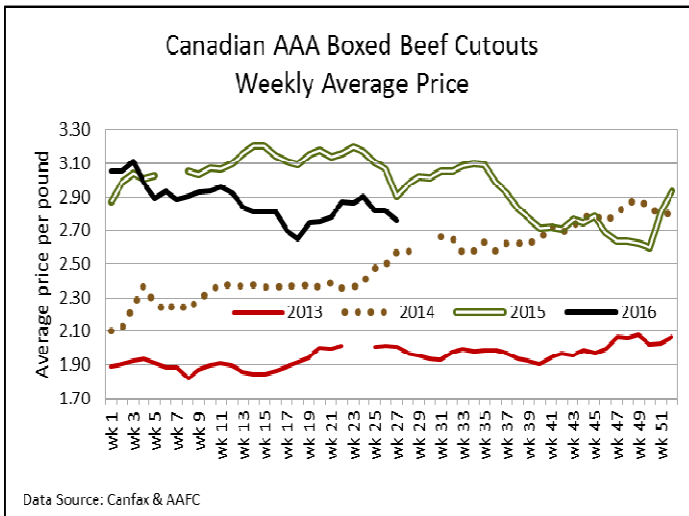
	Steers	Heifers
July 16, 2016	896	826
July 9, 2016	894	817
July 18, 2015	868	797

FEDERALLY INSPECTED CANADIAN SLAUGHTER

	Week Ending	# of hd change	YTD	% Change	% Change
	July 16, 2016	from week ago		(Week Ago)	(Year Ago)
Grand Total	50,180	-2,170	1,345,311	+23%	+3%
Western Slaughter	40,041	-1,716	1,032,107	+25%	+2%
Eastern Slaughter	10,139	-454	313,204	+13%	+6%

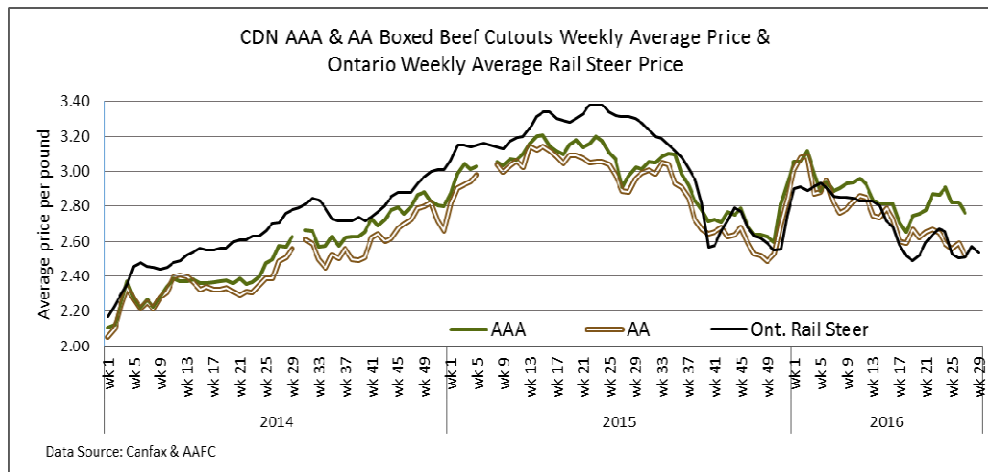
USDA ESTIMATED CATTLE KILL

	Week Ending	Previous Week	Year Ago
Grand Total	July 23, 2016	598,000	535,000



CANADIAN BOXED BEEF CUT-OUT VALUES

Week Ending	AAA	AA
July 8, 2016	2.7639	2.5194
July 1, 2016	2.8024	2.5894
June 25, 2016	2.8173	2.5573



U.S. BOXED BEEF CUT-OUT VALUES (U.S. funds)

	Choice 600-900	Select 600-900
Cutout Values (noon estimate):	198.66	189.40
Change (from yesterday's close):	-1.43	-0.17
Current Five Day Average:	201.39	190.77

U.S. TRADE (U.S. funds)

The U.S. cash cattle trade last week declined as the week progressed with sellers finally digging in their heels and refusing lower bids on Friday. Sales last week reported by the USDA Mandatory Price report saw live sales ranging from \$113.00-\$116.00 with steers averaging \$114.64 down \$2.37 from the previous week, while heifers averaged \$114.78 down \$2.21. On the rail steers and heifers sold from \$180.00-\$188.00 for the week, with steers averaging \$184.75 down \$2.42 from the week before, while heifers averaged \$184.45 down \$2.65. Today the market was very quiet as both sides assessed inventory and show lists were distributed. No bids have been reported and asking prices remained undefined as both sides keep a close eye on the board, which was sharply higher to up the limit today. This week's offering is reported to be steady to last week in volume.

Choice and Select Steers and Heifers:	Live	N/T
	Rail	N/T

CHICAGO MERCANTILE EXCHANGE

Closing quotes on futures today were as follows:

Live Cattle			Feeder Cattle			Corn			Soybeans			Canadian \$					
\$/cwt US			\$/cwt US			\$/bu US			¢/bu			\$/bu US			¢/bu		
Aug	112.95	+3.00	Aug	141.70	+4.50	Sep	3.346	-0.2	Aug	9.836	-22.6	Spot	75.64	-0.42			
Oct	111.07	+3.00	Sep	140.32	+4.50	Dec	3.412	-0.4	Sep	9.766	-22.0	Sep	75.65	-0.41			
Dec	112.20	+3.00	Oct	139.30	+4.50	Mar	3.510	-0.4	Nov	9.662	-22.0	Dec	75.68	-0.41			
Feb	112.30	+2.97	Nov	136.97	+4.50	May	3.566	-0.2	Jan	9.670	-22.2	Mar	75.70	-0.42			
Apr	110.95	+2.42	Jan	134.42	+4.42	Jul	3.620	-0.4	Mar	9.546	-27.4	Jun	75.75	-0.42			
Jun	104.60	+2.25	Mar	133.02	+4.30	Sep	3.660	-1.0	May	9.500	-28.2	Sep	75.80	-0.42			

Beef Farmers of Ontario, 130 Malcolm Road, Guelph, ON N1K 1B1 Phone: (519) 824-0334 Fax: (519) 824-1930 or email: markets@ontariobeef.com