



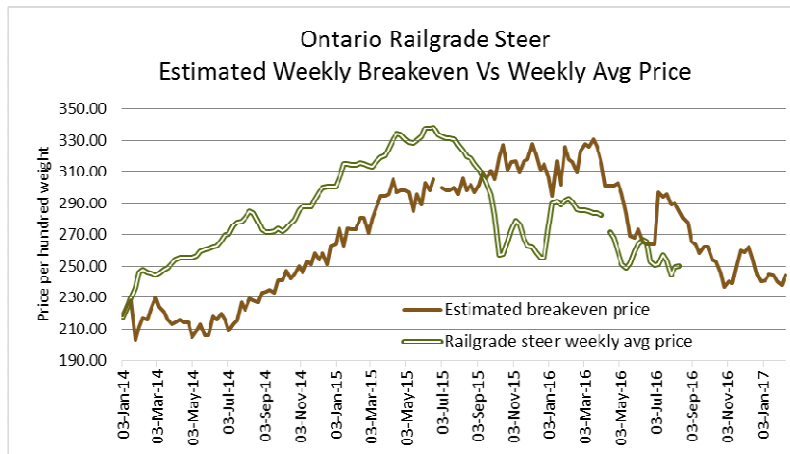
Daily Market Information Report - Friday, August 12, 2016

The following information is collected from various sources and disseminated by Beef Farmers of Ontario.

ONTARIO DIRECT TO PACKER RAILGRADE CATTLE TRADE

Prices are on a carcass weight basis before grade and weight discounts. (Prices for today regardless of delivery date).

A Grade Steers 242.00-253.00- delivery is for the week of August 22nd and August 29th.
A Grade Heifers 241.00-252.00- delivery is for the week of August 22nd and August 29th.



The information provided on this report is based on weighted averages for actual data collected. Input costs are a guideline only and will vary from producer to producer. BFO does not take any responsibility and accepts no legal liability arising from or connected to damages or losses experienced by producers when using this information. This is to be used at your own risk

ONTARIO LIVE CATTLE TRADE

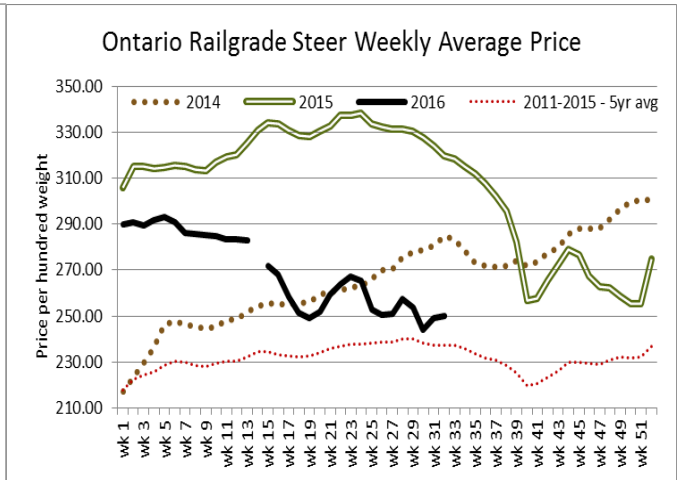
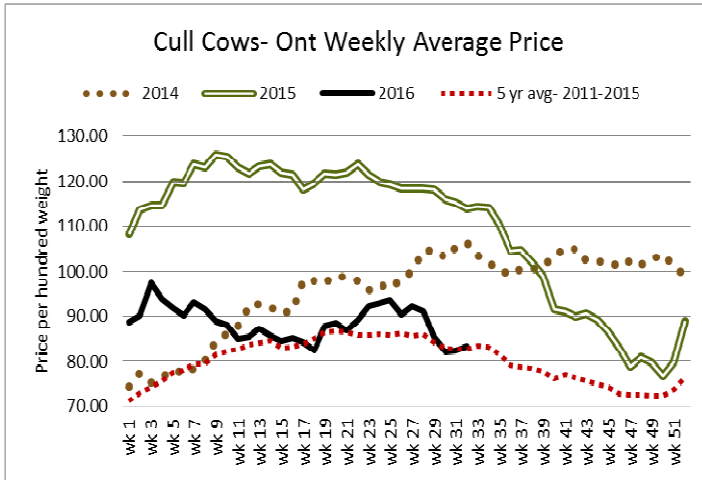
Today at **Brussels Livestock: 769** Stockers

Steers	Price Range	Average	Top	Heifers	Price Range	Average	Top
1000+	155.00-167.00	161.73	167.00	900+	147.00-159.50	154.46	162.50
900-999	167.00-176.50	172.09	183.00	800-899	158.00-167.00	162.46	167.00
800-899	175.50-198.00	191.31	199.00	700-799	154.00-170.00	163.17	170.00
700-799	165.00-196.50	191.00	196.50	600-699	156.00-174.00	165.74	182.50
600-699	170.00-200.00	187.33	216.00	500-599	177.00-192.00	183.11	192.00
500-599	184.50-212.50	200.49	212.50	400-499	155.00-195.00	184.00	230.00
400-499	177.00-228.00	213.47	228.00				
399-	185.00-221.00	200.14	221.00				

Calves and yearlings sold actively at steady prices, with grass cattle selling at a premium.

Ontario auction sales on **Thursday** saw weighted prices for:

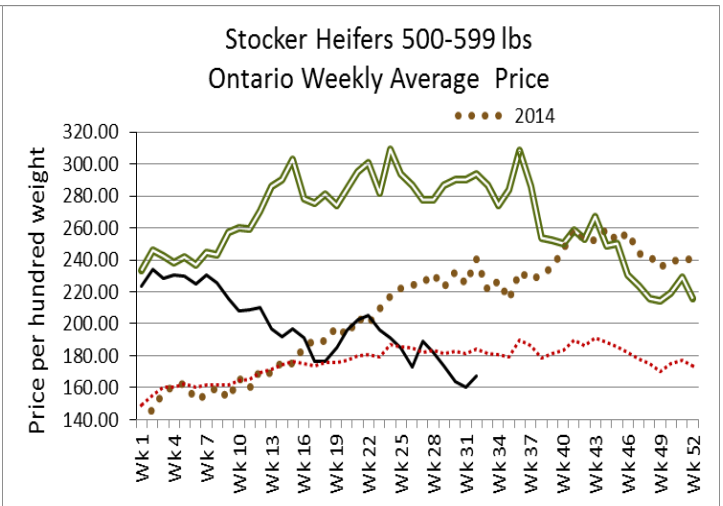
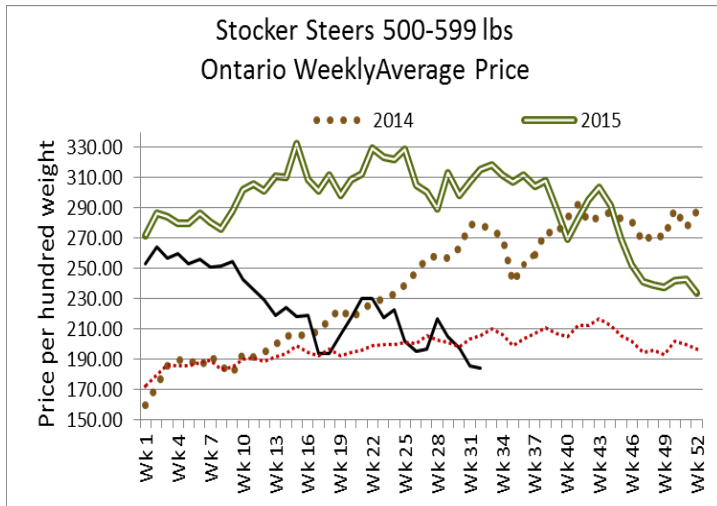
	Volume	Price Range	Average	Top
Large & Medium Frame Fed Steers +1250 lbs	77	138.00-151.50	143.26	166.00
Large & Medium Frame Fed Heifers +1000 lbs	41	141.00-146.25	144.08	146.75
Fed steers, dairy and dairy cross	111	128.00-133.75	131.04	134.00
Fed heifers, dairy and dairy cross	12	105.25-122.46	115.97	124.50
Cows	436	76.18-97.76	86.07	137.00
Bulls (all weights)	16	110.06-124.81	117.55	132.00
Veal +600 lbs	146	105.29-129.30	117.31	210.00
Veal Calves 125 lbs & under	127	38.00-142.00	96.27	165.00



Stocker sale at: **Ontario Livestock Exchange, August 11, 2016 – 205 Stockers**

Steers	Price Range	Average	Top	Heifers	Price Range	Average	Top
800-899	169.00-179.00	171.50	179.00	700-799	124.50-184.50	175.73	184.50
700-799	168.00-190.00	183.37	190.00	600-699	137.00-189.00	174.32	189.00
600-699	149.00-184.00	168.85	184.00	500-599	167.50-200.00	189.82	200.00
500-599	141.00-197.50	176.55	197.50				
400-499	177.50-215.00	191.83	215.00				

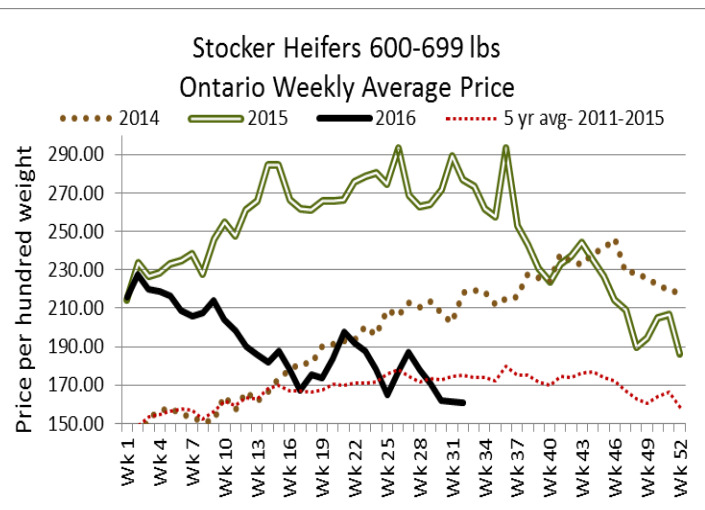
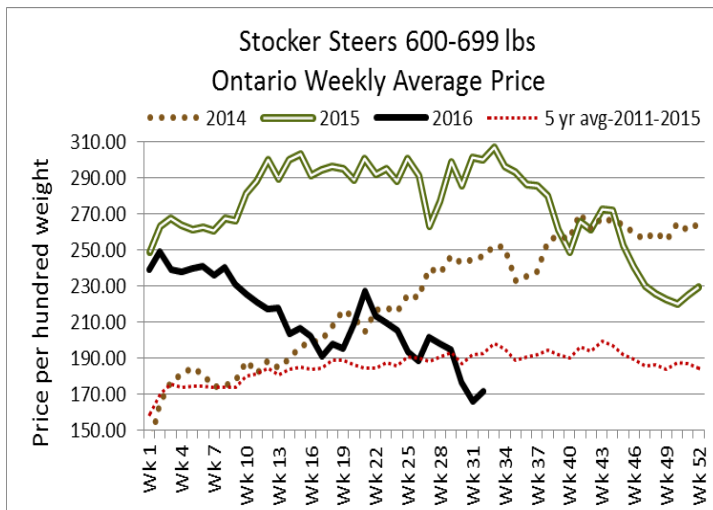
Feeder cattle sold on a strong active trade with prices steady to Wednesday's stronger market.



Stocker sale at: **Ontario Stockyards Inc., August 11, 2016 – 400 Stockers**

Steers	Price Range	Average	Top	Heifers	Price Range	Average	Top
1000+	119.00-155.00	142.13	155.00	900+	133.50-155.00	145.58	155.00
900-999	138.00-174.00	156.08	174.00	800-899	142.50-155.50	148.75	172.00
800-899	158.00-188.00	177.54	188.00	700-799	133.50-169.50	151.90	178.50
700-799	142.00-203.50	182.73	203.50	600-699	140.00-155.00	148.625	169.00
600-699	150.00-200.00	179.27	203.00	500-599	125.00-175.00	155.22	175.00
500-599	125.00-210.00	173.67	228.00	400-499	140.00-183.00	164.27	183.00
400-499	164.00-190.00	183.97	213.00	300-399	110.00-150.00	137.89	209.00
399	162.50-221.00	200.00	221.00				

Good quality replacement sold actively at fully steady prices.



Stocker sale at: **Ottawa Livestock Exchange, August 11, 2016 – 128 Stockers**

Steers	Price Range	Average	Top	Heifers	Price Range	Average	Top
700-799	146.00-180.00	166.56	180.00	600-699	148.00-175.00	160.47	175.00
600-699	166.00-205.00	180.26	205.00	500-599	132.00-194.00	170.11	194.00
500-599	165.00-200.00	178.89	217.00	400-499	170.00-197.00	185.17	197.00
400-499	92.00-219.00	170.13	219.00				
399-	92.00-225.00	177.57	225.00				

Price Comparison- last week's average price compared to the previous week & the same time last year.

	Last week - Avg Price	Previous week - Avg Price	Change from last week	Year Ago - Avg Price	Change from last year
	2016			2015	
Fed steer live 1250+	147.59	148.98	-1.39	190.18	-42.59
Fed heifer live 1000+	145.10	145.85	-0.75	188.63	-43.53
Rail steer	250.00	249.25	+0.75	320.00	-70.00
Rail heifer	249.00	248.25	+0.75	319.00	-70.00
Cull cow	83.29	82.27	+1.02	113.97	-30.68
Stocker Steers	2016			2015	
400-499	185.58	192.95	-7.37	338.78	-153.20
500-599	184.09	185.44	-1.35	315.00	-130.91
600-699	171.44	166.32	+5.12	299.83	-128.39
700-799	175.81	175.93	-0.12	277.25	-1014.44
800-899	174.83	180.73	-5.90	253.06	-78.23
900-999	172.92	167.47	+5.46	249.55	-76.63
1000+	165.04	160.03	+5.01	239.67	-74.63
Heifers					
300-399	166.95	171.18	-4.23	288.75	-121.80
400-499	163.57	167.53	-3.96	301.44	-137.87
500-599	167.25	160.35	+6.90	293.52	-126.27
600-699	160.76	161.29	-0.53	277.08	116.32
700-799	157.86	152.43	+5.43	254.14	-96.28
800-899	159.86	151.97	+7.89	237.38	-77.52
900+	145.26	142.45	+2.81	216.95	-71.69

U.S. BOXED BEEF CUT-OUT VALUES (U.S. funds)

	Choice 600-900	Select 600-900
Cutout Values (noon estimate):	201.35	192.65
Change (from yesterday's close):	+0.48	+0.60
Current Five Day Average:	199.64	191.40

QUEBEC ELECTRONIC AUCTION MARKET (F.O.B. THE FEEDLOT)

	Price	Change from Last Week
Week Ending Thursday, August 11, 2016	243.00-245.25	-3.26

ALBERTA DIRECT TRADE

The Alberta direct trade, was a touch easier on Thursday than it was on Wednesday, but the overall average for the week is steady. Steers sold from \$242.00-\$246.00 dressed, down \$0.23 from last week on average. Heifers traded from \$242.50-\$246.00 dressed, down \$0.11 from last week on average.

Steers	Live	N/T	Flat rail	242.00-246.00
Heifers	Live	N/T	Flat rail	242.50-246.00

U.S. TRADE (U.S. funds)

The U.S. cash cattle trade was very light on Thursday afternoon with sales from \$115.50-\$118.00 live in the south and \$185.00-\$188.00 dressed in the north, but not enough sold to establish a market trend for the week. The prices were within the same range as last week but below the weekly weighted average by \$1.00. Today, trade in the north is light with prices at \$187.00 dressed while the south is untested. Bids are sitting at \$118.00 live in the south while asking prices are \$120.00-\$122.00 live and \$190.00 dressed in the north. Moderate to active trade is expected to develop any time but sellers at this point are holding out for better prices.

Choice and Select Steers and Heifers:	Live	115.50-118.00
	Rail	185.00-188.00

CHICAGO MERCANTILE EXCHANGE

Closing quotes on futures today were as follows:

Live Cattle			Feeder Cattle			Corn		Soybeans		Canadian \$				
\$/cwt US			\$/cwt US			\$/bu US		¢/bu						
Aug	116.32	+0.30	Aug	149.07	+0.35	Sep	3.222	+1.2	Aug	10.032	-19.0	Spot	77.21	+0.11
Oct	114.52	-0.02	Sep	147.55	+0.57	Dec	3.330	+1.2	Sep	9.990	-2.6	Sep	77.21	+0.10
Dec	115.05	-0.25	Oct	144.25	+0.20	Mar	3.434	+1.4	Nov	9.816	-2.2	Dec	77.26	+0.09
Feb	114.47	-0.17	Nov	141.25	-0.17	May	3.502	+1.2	Jan	9.822	-1.2	Mar	77.30	+0.09
Apr	113.12	-0.35	Jan	136.75	-0.72	Jul	3.570	+1.2	Mar	9.764	+1.6	Jun	77.35	+0.08
Jun	16.22	-0.37	Mar	134.62	-0.80	Sep	3.640	+1.2	May	9.750	+1.2	Sep	77.39	+0.07

Beef Farmers of Ontario, 130 Malcolm Road, Guelph, ON N1K 1B1 Phone: (519) 824-0334 Fax: (519) 824-1930 or email: markets@ontariobeef.com

ONTARIO STOCKER & FEEDER TRADE SPECIAL FALL SALES

25-Aug	11:00 AM	Ontario Stockyards	Special Fall Yearling Sale in conjunction with regular sale
27-Aug	8:30 AM	Rainy River	Majority yearlings & some early calves, cows etc
31-Aug	2:00 PM	Vankleek Hill	Stocker sale
02-Sep	7:00 PM	Cargill	Char. & Exotic Cross Yearlings-Steers & Heifers
03-Sep	1:00 PM	Maple Hill	Ontario Autumn Angus Classic
07-Sep	11:00 AM	Kawartha Lakes	Stocker Sale (75% yearlings/25% calves)
08-Sep	10:00 AM	Warton	Stockers
10-Sep	1:00 PM	Maple Hill	Ontario Autumn Simmental Classic