



Daily Market Information Report - Monday, August 22, 2016

The following information is collected from various sources and disseminated by Beef Farmers of Ontario.

ONTARIO DIRECT TO PACKER RAILGRADE CATTLE TRADE

Prices are on a carcass weight basis before grade and weight discounts.

A Grade Steers	233.00-242.00
A Grade Heifers	232.00-241.00

ONTARIO LIVE CATTLE TRADE

Today at **Ontario Stockyards Inc.:** **33** veal on offer

	Price Range	Top
Veal calves +600 lbs	115.00-124.00	136.00

Veal sold on a good active trade at steady prices. *August 25th @ 11:00am - first Special Fall Yearling Sale in conjunction with the regular sale.*

At **Kawartha Lakes Community Sale Barn: August 20, 2016** – **116** cows, **15** bulls, **71** veal, **3** fed cattle, & **55** stockers

	Price Range	Average	Top
Cows	63.00-96.99	83.19	96.99
Bulls under 1600 lbs	96.99-125.00	112.20	125.00
Bulls over 1600 lbs	114.50		
Veal 600 lbs +	84.99-128.00	108.41	128.00
Veal 126-300 lbs	100.00-207.50	138.50	295.00
Veal under 125 lbs	75.00-130.00	107.29	225.000

Cull cows sold steady on a strong demand. Stockers sold steady and drop calves were barely steady. *September 7th @ 11:00am - First Fall Stoker Sale!*

Stocker sale at **Brussels Livestock: August 19, 2016** – **1,012** stockers

Steers	Price Range	Average	Top	Heifers	Price Range	Average	Top
1000+ lbs	150.00-169.00	157.29	117.00	+900 lbs	139.00-152.00	146.57	154.00
900-999	155.00-175.50	168.36	183.00	800-899	150.00-164.50	156.38	164.50
800-899	149.00-187.00	172.07	187.00	700-799	159.50-172.50	164.76	172.50
700-799	173.00-194.00	186.18	194.00	600-699	115.00-188.50	155.36	188.50
600-699	158.00-192.00	180.63	212.00	500-599	169.00-214.00	195.71	214.00
500-599	170.00-221.50	201.45	226.50	400-499	175.00-228.00	194.40	228.00
400-499	177.00-230.00	209.50	234.00	300-399	217.00-219.00	218.33	219.00
399-	145.00-267.00	220.80	267.00				

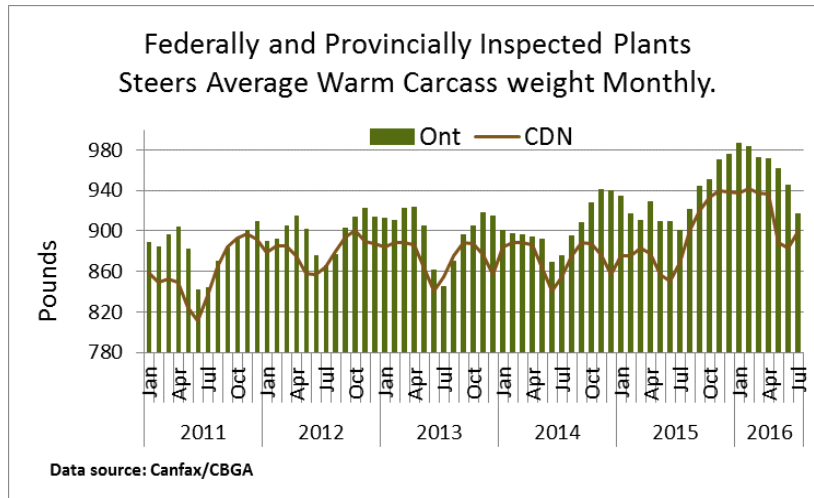
Calves and yearlings sold on a very active trade with good buyer interest, at steady prices. *October 8th @ 10:00 am- 4 H Show and Sale!*

LIVE CATTLE EXPORTS-ONTARIO

	Week ending August 6, 2016	Week ending July 30, 2016	Year to Date
Total live slaughter cattle exported from Ontario to the U.S.	2,642	2,763	104,621
Steers & Heifers	197	274	22,515
Cows	2,094	1,998	69,116
Bulls	360	491	12,990

AVERAGE CARCASS WEIGHTS – CANADA

	Steers	Heifers
August 13, 2016	911	811
August 6, 2016	913	813
August 15, 2015	898	826



FEDERALLY INSPECTED CANADIAN SLAUGHTER

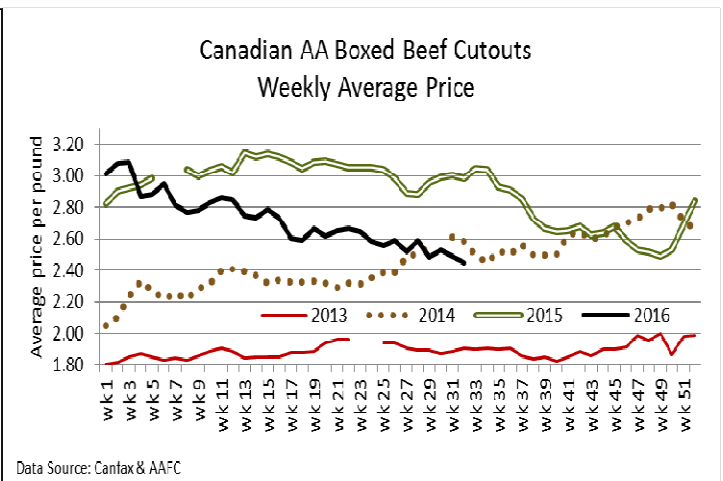
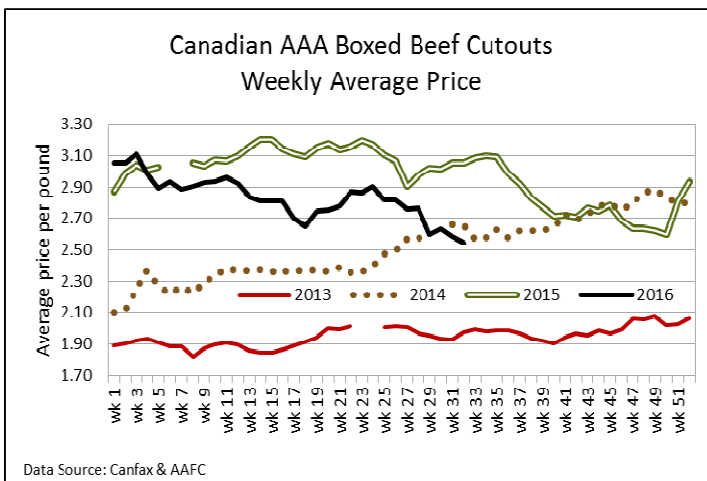
	Week Ending August 13, 2016	# of hd change from week ago	YTD	% Change (Week Ago)	% Change (Year Ago)
Grand Total	57,035	+9,753	1,563,109	+21%	+4%
Western Slaughter	45,770	+8,289	1,206,350	+22%	+3%
Eastern Slaughter	11,265	+1,464	356,759	+15%	+6%

USDA ESTIMATED CATTLE KILL

	Week Ending August 13, 2016	Previous Week	Year Ago
Grand Total	599,000	578,000	545,000

CANADIAN BOXED BEEF CUT-OUT VALUES

Week Ending	AAA	AA
August 12, 2016	2.5490	2.4509
August 5, 2016	2.5876	2.4911
July 30, 2016	2.6351	2.5313



U.S. BOXED BEEF CUT-OUT VALUES (U.S. funds)

	Choice 600-900	Select 600-900
Cutout Values (noon estimate):	201.71	194.12
Change (from yesterday's close):	+1.64	+0.52
Current Five Day Average:	201.24	193.54

U.S. TRADE (U.S. funds)

The U.S. cash cattle trade was very quiet today as both sides took inventory. This week's offering is reported to be smaller in volume in all feeding states, especially in the north. No bids have been reported and asking prices are undefined at this time. Active trading is not expected to develop before Wednesday at the earliest.

Choice and Select Steers and Heifers:	Live	N/T
	Rail	N/T

CHICAGO MERCANTILE EXCHANGE

Closing quotes on futures today were as follows:

Live Cattle		Feeder Cattle		Corn		Soybeans		Canadian \$	
\$/cwt US		\$/cwt US		\$/bu US		¢/bu			
Aug	113.42 -0.12	Aug	147.02 +0.95	Sep	3.332 -1.0	Sep	10.352 +8.2	Spot	77.51 -0.55
Oct	110.35 +0.10	Sep	144.42 +0.57	Dec	3.424 -1.2	Nov	10.156 +11.2	Sep	77.22 -0.55
Dec	111.72 +0.00	Oct	141.55 +0.35	Mar	3.522 -1.2	Jan	10.166 +11.6	Dec	77.25 -0.54
Feb	111.85 +0.00	Nov	138.25 +0.27	May	3.590 -1.2	Mar	10.120 +11.6	Mar	77.29 -0.54
Apr	110.82 -0.02	Jan	133.77 +0.30	Jul	3.654 -1.2	May	10.086 +11.0	Jun	77.35 -0.54
Jun	104.45 -0.08	Mar	131.97 +0.60	Sep	3.722 -1.2	Jul	10.074 +10.2	Sep	77.41 -0.54

Beef Farmers of Ontario, 130 Malcolm Road, Guelph, ON N1K 1B1 Phone: (519) 824-0334 Fax: (519) 824-1930 or email: markets@ontariobeef.com