



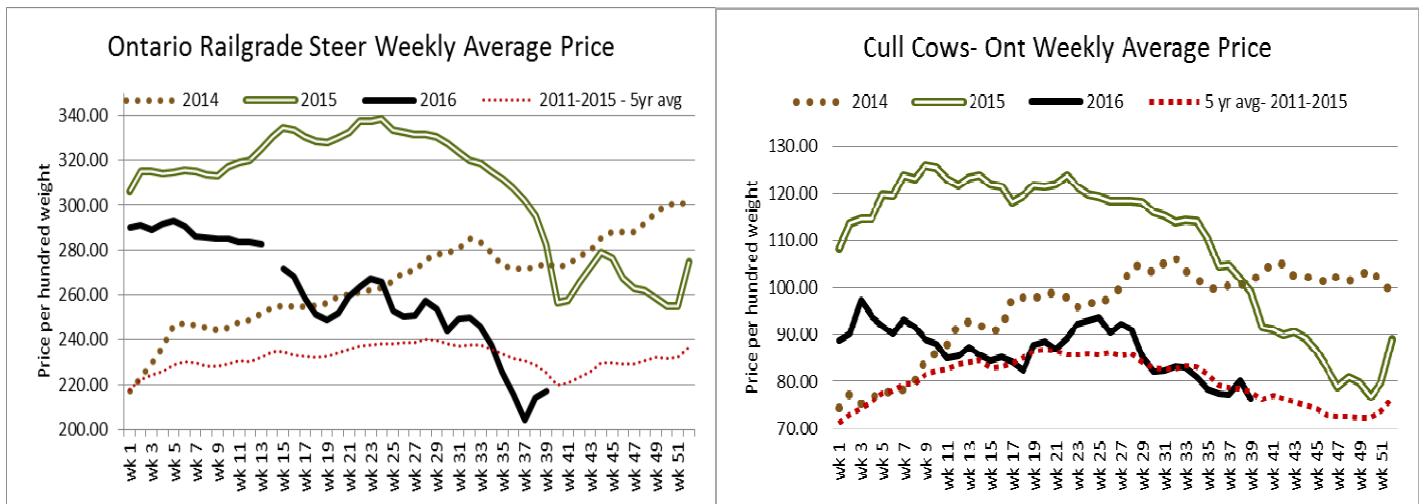
## Daily Market Information Report - Friday, September 30, 2016

The following information is collected from various sources and disseminated by Beef Farmers of Ontario.

### ONTARIO DIRECT TO PACKER RAILGRADE CATTLE TRADE

Prices are on a carcass weight basis before grade and weight discounts. (Prices for today regardless of delivery date).

**A Grade Steers** 210.00-224.00  
**A Grade Heifers** 209.00-223.00



### ONTARIO LIVE CATTLE TRADE

Today at **Brussels Livestock**: **1,500** Stockers (650 yearlings left to sell at time of reporting.)

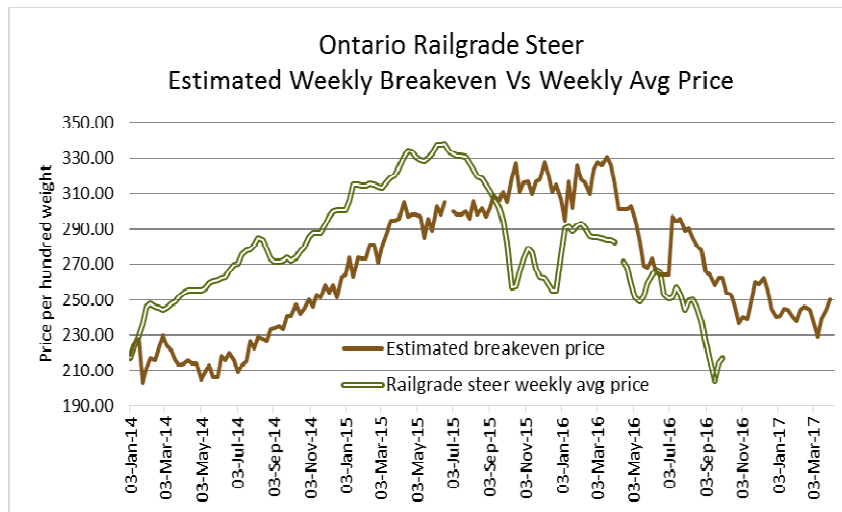
Steers	Price Range	Average	Top	Heifers	Price Range	Average	Top
1000+	160.00-165.00	162.00	165.00	900+	130.00-151.00	137.39	151.00
900-999	176.00-177.00	176.31	177.00	800-899	117.00-163.00	146.00	163.00
800-899	165.50-185.50	176.92	189.00	700-799	144.00-168.00	149.63	172.00
700-799	183.00-210.00	194.56	210.00	600-699	160.00-182.00	173.84	195.00
600-699	170.00-209.50	187.11	216.00	500-599	167.00-204.00	185.01	204.00
500-599	193.00-228.00	210.72	240.00	400-499	180.00-209.00	195.67	224.00
400-499	200.00-237.00	217.51	237.00	300-399	185.00-209.0.0	196.80	209.00
399-	191.00-240.00	219.63	245.00				

Calves and yearlings are selling on a strong active trade at prices \$2.00-\$3.00 higher.

Today at **Keady Livestock Market**: **1,322** Stockers - (overnight stand)

Steers	Price Range	Average	Top	Heifers	Price Range	Average	Top
1000+	165.75-176.00	171.66	176.00	900+	145.00-163.50	158.06	168.50
900-999	175.50-180.25	177.65	181.00	800-899	171.75-174.75	172.42	174.75
800-899	172.00-189.75	182.09	189.75	700-799	177.50-30 hd		
700-799	177.50-193.00	188.57	193.00				

All weights and classes of grass cattle sold on a good demand at barely steady prices.



The information provided on this report is based on weighted averages for actual data collected. Input costs are a guideline only and will vary from producer to producer. BFO does not take any responsibility and accepts no legal liability arising from or connected to damages or losses experienced by producers when using this information. This is to be used at your own risk.

Ontario auction sales on **Thursday** saw weighted prices for:

	Volume	Price Range	Average	Top
Large & Medium Frame Fed Steers +1250 lbs	71	116.00-130.00	125.12	130.00
Large & Medium Frame Fed Heifers +1000 lbs	64	109.75-122.55	116.13	123.50
Fed steers, dairy and dairy cross	77	103.77-113.22	108.94	114.00
Fed heifers, dairy and dairy cross	7	83.57-102.00	93.69	103.00
Cows	476	63.72-82.65	73.16	110.00
Bulls (all weights)	15	75.00-107.67	96.72	119.00
Veal +600 lbs	206	105.08-132.36	119.85	195.00
Veal Calves 125 lbs & under	125	92.00-160.00	132.75	165.00

Stocker sale at: **Ontario Livestock Exchange, September 29, 2016 – 180** Stockers

Steers	Price Range	Average	Top	Heifers	Price Range	Average	Top
600-699	142.00-189.00	174.75	189.00	600-699	111.00-151.00	137.50	171.00
				500-599	155.00-192.50	183.00	192.50

Feeder cattle sold on a steady market.

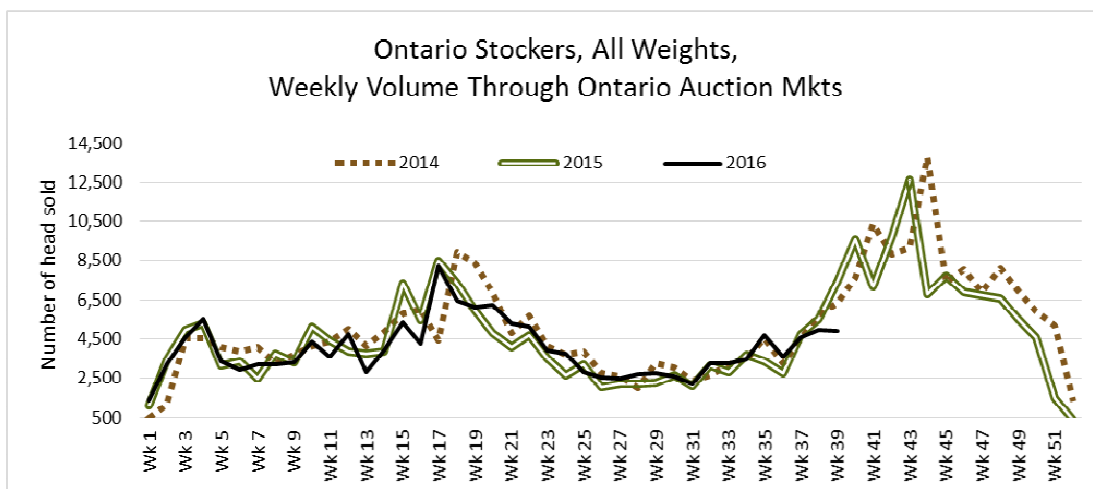
Stocker sale at: **Ontario Stockyards Inc., September 29, 2016 – 560** Stockers

Steers	Price Range	Average	Top	Heifers	Price Range	Average	Top
1000+	120.00-151.50	135.91	163.00	900+	130.00-164.50	155.43	164.50
900-999	140.00-171.00	152.02	174.00	800-899	140.00-171.00	159.06	171.00
800-899	150.50-186.75	172.53	186.75	700-799	150.00-165.00	160.98	165.00
700-799	135.00-181.00	159.41	195.50	600-699	143.00-172.00	161.79	172.00
600-699	155.00-192.50	179.06	199.25	500-599	170.00-221.00	198.41	221.00
500-599	186.00-219.00	203.11	220.00	400-499	170.00-227.50	207.71	227.50
400-499	202.50-246.00	228.22	246.00	300-399	132.00-232.50	173.84	237.50
399-	212.50-240.00	225.87	240.00				

Replacements sold actively at fully steady prices.

Stocker sale at: **Ottawa Livestock Exchange, September 29, 2016 – 181** Stockers

Steers	Price Range	Average	Top	Heifers	Price Range	Average	Top
700-799	1219.00-176.00	156.31	176.00	700-799	82.00-150.00	116.42	163.00
600-699	157.00-208.00	182.21	208.00	600-699	144.00-185.00	164.00	185.00
500-599	165.00-210.00	191.29	224.00	500-599	149.00-181.00	168.33	200.00
400-499	179.00-225.00	194.59	225.00	400-499	169.00-209.00	187.33	209.00
399-	185.00-245.00	203.22	245.00	300-399	137.00-160.00	152.90	185.00
				299-	175.00-212.00	188.40	212.00



YTD we have seen 155,766 replacement cattle sold through auction markets, this is down just 687 head from this time last year but 8,888 less than the same time in 2014.

### U.S. BOXED BEEF CUT-OUT VALUES (U.S. funds)

	Choice 600-900	Select 600-900
Cutout Values (noon estimate):	187.94	178.93
Change (from yesterday's close):	-1.83	-0.01
Current Five Day Average:	188.52	179.38

### QUEBEC ELECTRONIC AUCTION MARKET (F.O.B. THE FEEDLOT)

	Price	Change from Last Week
On Thursday, September 29, 2016	212.00-218.00	+2.41

### ALBERTA DIRECT TRADE

The Alberta direct trade was light this week with just dressed steer prices reported. Sales ranged from \$215.00-\$218.50 dressed for the steers, averaging \$217.88 down \$5.62 from last week on average.

<b>Steers</b>	Live	N/T	Flat rail	215.00-218.50
<b>Heifers</b>	Live	N/T	Flat rail	N/T

### U.S. TRADE (U.S. funds)

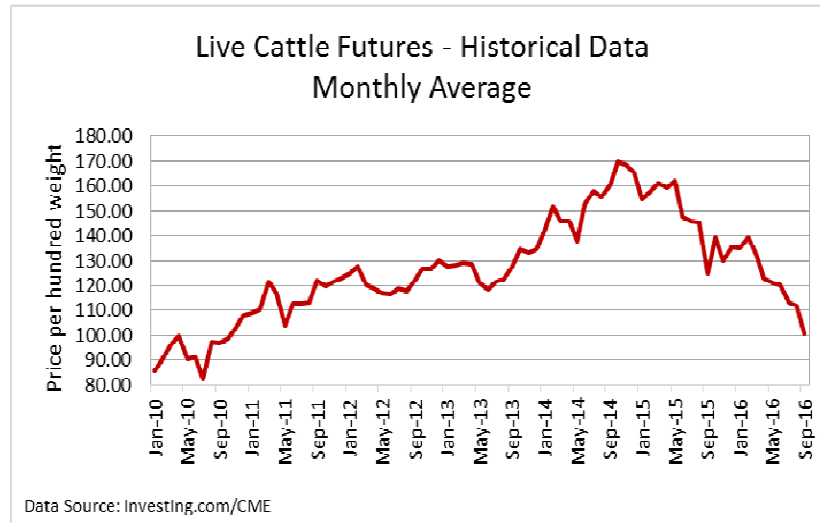
The U.S. cash cattle trade was under pressure this week with live sales ranging from \$99.00-\$104.00 averaging around 103.25 for the week, down approximately \$2.50 from last week on average. On the rail steers and heifers sold from \$159.00-\$164.00 dressed averaging around \$162.00 down \$5.00 from last week. Today the market was quiet as majority of this week's business has already been completed.

Choice and Select Steers and Heifers:	Live	99.00-104.00
	Rail	159.00-164.00

### CHICAGO MERCANTILE EXCHANGE

Closing quotes on futures today were as follows:

Live Cattle		Feeder Cattle		Corn		Soybeans		Canadian \$	
\$/cwt US		\$/cwt US		\$/bu US		\$/bu US			
<b>Oct</b>	98.90 -3.00	<b>Oct</b>	123.15 -4.35	<b>Dec</b>	3.366 +7.4	<b>Nov</b>	9.540 +3.6	<b>Spot</b>	76.23 +0.18
<b>Dec</b>	100.12 -3.00	<b>Nov</b>	119.65 -4.27	<b>Mar</b>	3.464 +7.4	<b>Jan</b>	9.592 +3.0	<b>Sep</b>	76.28 +0.17
<b>Feb</b>	100.60 -2.82	<b>Jan</b>	116.82 -3.80	<b>May</b>	3.534 +7.4	<b>Mar</b>	9.654 +2.4	<b>Dec</b>	76.33 +0.17
<b>Apr</b>	100.30 -2.50	<b>Mar</b>	115.60 -3.82	<b>Jul</b>	3.602 +7.2	<b>May</b>	9.716 +2.2	<b>Mar</b>	76.39 +0.16
<b>Jun</b>	93.95 -2.55	<b>Apr</b>	115.37 -3.77	<b>Sep</b>	3.670 +7.0	<b>Jul</b>	9.7723 +2.4	<b>Jun</b>	76.44 +0.16
<b>Aug</b>	93.00 -2.47	<b>May</b>	114.85 -4.10	<b>Dec</b>	3.764 +7.6	<b>Aug</b>	9.760 +2.2	<b>Sep</b>	76.50 +0.15



### **ONTARIO STOCKER & FEEDER TRADE SPECIAL FALL SALES**

01-Oct	8:30am	Rainy River Cattlemen's Sale - Stratton	Calves & yearlings, Cows etc. Protocol cattle on offer
03-Oct	7:00 pm	Maple Hill Auctions Ltd	Fall Stocker Sale
04-Oct	11:00 am	Ontario Stockyards	Fall Yearling Sale
07-Oct	9:00 am	Keady Livestock Market	Fall Yearling Sale- overnight stand
07-Oct	7:00 pm	Cargill Auction Market	Charolais & Exotic Cross Yearling Sale
08-Oct	11:00 am	Denfield Livestock Exchange	Stockers, Bred cows & cow/calf pairs
12-Oct	11:00 am	Kawartha Lakes Community Sale Barn	Angus Stocker Sale
13-Oct	11:00 am	Ontario Stockyards Inc	Angus Certification/Hereford/Leeds Grenville Sale
14-Oct	9:00 am	Keady Livestock Market	Grass Yearling Sale- overnight stand
14-Oct	12:00 pm	Temiskaming Livestock Sale	Stocker Sale
15-Oct	10:00 am	Thessalon- Algoma Livestock Co-op Sale	Calf Sale
15-Oct	10:30 am	Ottawa Livestock Exchange	Bred Cow Sale
15-Oct	1:00 pm	Maple Hill Auctions Ltd	Bluewater Angus Sale