



## Daily Market Information Report - Monday, October 17, 2016

The following information is collected from various sources and disseminated by Beef Farmers of Ontario.

### ONTARIO DIRECT TO PACKER RAILGRADE CATTLE TRADE

Prices are on a carcass weight basis before grade and weight discounts, *regardless of delivery date.*

|                        |               |
|------------------------|---------------|
| <b>A Grade Steers</b>  | 209.00-213.00 |
| <b>A Grade Heifers</b> | 208.00-212.00 |

### ONTARIO LIVE CATTLE TRADE

Today at **Ontario Stockyards Inc.:** 75 veal on offer

|                              | Price Range   | Top    |
|------------------------------|---------------|--------|
| <b>Veal calves 600 lbs +</b> | 110.00-129.50 | 154.00 |

Veal sold on a steady market. *Tuesday, October 25th @ 11:00am – Fall Yearling Sale!*

Stocker sale at **Brussels Livestock:** **October 14, 2016 – 1,544** stockers

| <b>Steers</b>    | <b>Price Range</b> | <b>Average</b> | <b>Top</b> | <b>Heifers</b>  | <b>Price Range</b> | <b>Average</b> | <b>Top</b> |
|------------------|--------------------|----------------|------------|-----------------|--------------------|----------------|------------|
| <b>1000+ lbs</b> | 141.50-168.00      | 153.31         | 168.00     | <b>+900 lbs</b> | 128.00-147.00      | 137.40         | 149.00     |
| <b>900-999</b>   | 157.00-177.00      | 168.39         | 177.00     | <b>800-899</b>  | 144.00-173.25      | 158.97         | 173.25     |
| <b>800-899</b>   | 166.00-185.00      | 177.96         | 185.00     | <b>700-799</b>  | 154.00-170.00      | 165.06         | 170.00     |
| <b>700-799</b>   | 159.00-188.50      | 176.02         | 195.50     | <b>600-699</b>  | 155.00-174.00      | 162.95         | 174.00     |
| <b>600-699</b>   | 161.00-194.00      | 171.24         | 201.00     | <b>500-599</b>  | 147.00-197.00      | 176.00         | 197.00     |
| <b>500-599</b>   | 170.00-201.00      | 187.52         | 216.50     | <b>400-499</b>  | 170.00-207.00      | 188.55         | 207.00     |
| <b>400-499</b>   | 186.50-220.00      | 204.50         | 227.00     | <b>300-399</b>  | 150.00-185.00      | 173.64         | 187.00     |
| <b>399-</b>      | 180.00-206.00      | 196.59         | 207.00     | <b>299-</b>     | 172.00-180.00      | 177.33         | 180.00     |

Calves and yearlings sold actively with steady prices. *October 24th @ 10:00am - Bred Cow Sale & Vaccinated Stocker Sale & Hereford Influence Sale!*

At **Kawartha Lakes Community Sale Barn, October 15, 2016 – 5** Fed Cattle, **105** Cows, **7** bulls, **64** Stockers & **47** Veal

|                                | <b>Price Range</b> | <b>Avg.</b> | <b>Top</b> |
|--------------------------------|--------------------|-------------|------------|
| <b>Cows</b>                    | 66.00-83.50        | 72.48       | 87.00      |
| <b>Bulls under 1600 lbs</b>    | 86.00-110.00       | 98.50       | 110.00     |
| <b>Bulls over 1600 lbs</b>     | 103.50-115.50      | 106.89      | 110.50     |
| <b>Veal over 600 lbs</b>       | 88.50-143.00       | 115.04      | 143.00     |
| <b>Veal 125 lbs &amp; less</b> | 65.00-157.50       | 92.37       | 157.50     |

All cattle sold under pressure, with the exception of veal which sold up to \$1.30 stronger, which is higher than it has been. *October 26th @ 11:00 am- Fall Stocker Sale!*

### ONTARIO STOCKER & FEEDER TRADE SPECIAL FALL SALES

Stocker sale at **Keady Livestock Market:** **October 14, 2016 – 1,830** stockers

| <b>Steers</b>  | <b>Price Range</b> | <b>Average</b> | <b>Top</b> | <b>Heifers</b> | <b>Price Range</b> | <b>Average</b> | <b>Top</b> |
|----------------|--------------------|----------------|------------|----------------|--------------------|----------------|------------|
| <b>1000+</b>   | 162.25-170.75      | 166.14         | 171.25     | <b>900+</b>    | 146.50-147.50      | 146.89         | 147.50     |
| <b>900-999</b> | 165.25-179.50      | 173.34         | 183.50     | <b>800-899</b> | 158.00-163.00      | 159.96         | 163.00     |
| <b>800-899</b> | 181.00-186.50      | 182.89         | 186.50     | <b>700-799</b> | 160.00-13 hd       |                |            |
| <b>700-799</b> | 157.00-170.00      | 162.20         | 172.50     |                |                    |                |            |

All weights and classes of grass yearlings sold on a slightly easier trade. *October 22nd @ 9:00 am- First sale of Calf-o-Rama week- Bruce Peninsula Charolais Calf Club Sale.*

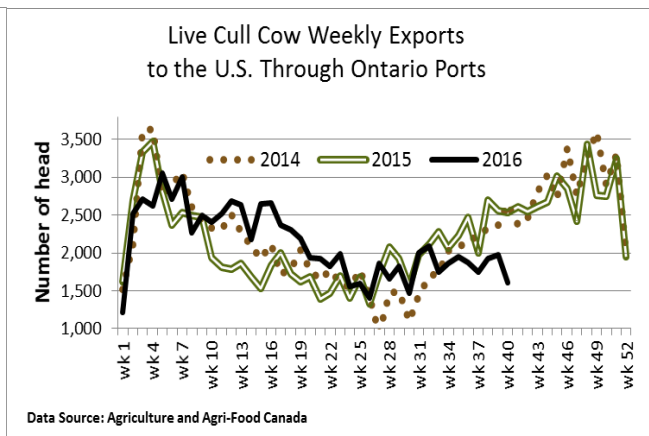
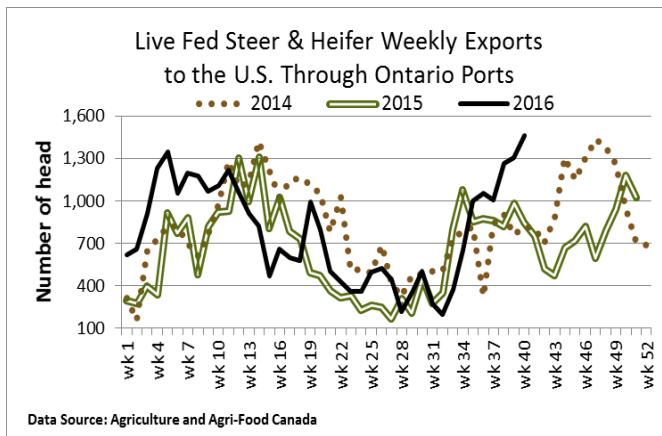
Stocker sale at **Temiskaming Livestock Sales: October 14, 2016 – 559** stockers

| Steers  | Price Range   | Average | Top    | Heifers | Price Range   | Average | Top    |
|---------|---------------|---------|--------|---------|---------------|---------|--------|
| 900-999 | 110.00-159.50 | 148.85  | 172.00 | 800-899 | 150.00-151.50 | 150.18  | 151.50 |
| 800-899 | 137.00-160.00 | 142.00  | 169.00 | 700-799 | 130.00-150.00 | 137.50  | 160.00 |
| 700-799 | 120.00-160.00 | 143.27  | 179.00 | 600-699 | 155.00-164.00 | 158.96  | 164.00 |
| 600-699 | 121.00-184.00 | 162.10  | 187.00 | 500-599 | 159.00-175.00 | 166.84  | 192.00 |
| 500-599 | 166.00-215.00 | 195.19  | 219.00 | 400-499 | 160.00-178.00 | 167.93  | 180.00 |
| 400-499 | 167.50-236.00 | 204.84  | 240.00 | 300-399 | 200.00-220.00 | 214.33  | 238.00 |
| 399-    | 174.00-245.00 | 210.36  | 253.00 |         |               |         |        |

Stocker sale at: **Thessalon- Algoma Co-operative Livestock Sales, October 15, 2016 – 350** calves

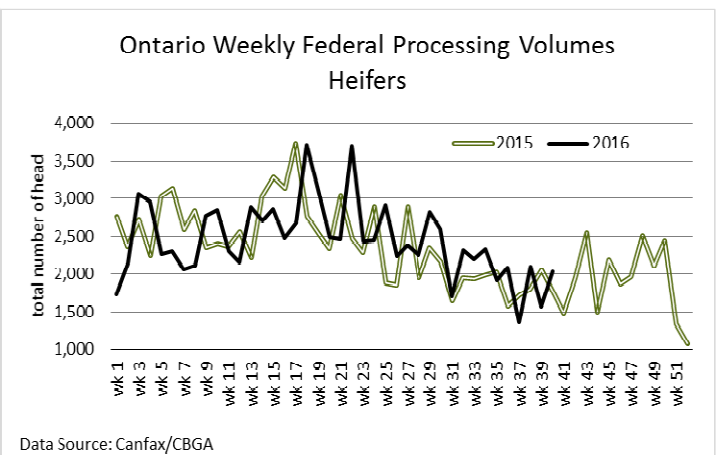
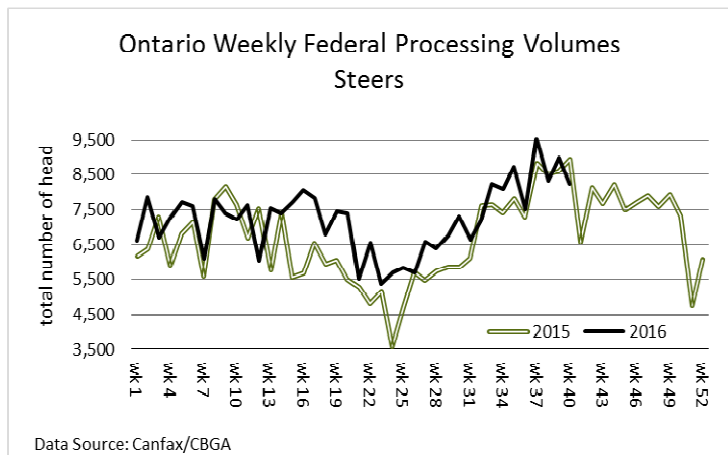
| Steers  | Price Range   | Heifers | Price Range   |
|---------|---------------|---------|---------------|
| 700-799 | 135.00-168.50 | 700-799 | 125.00-135.00 |
| 600-699 | 159.00-175.00 | 600-699 | N/T           |
| 500-599 | 181.00-209.00 | 500-599 | 151.00-184.00 |
| 400-499 | 188.00-205.00 | 400-499 | 125.00-135.00 |

Calves sold under pressure with many 1 & 2 animal lots.



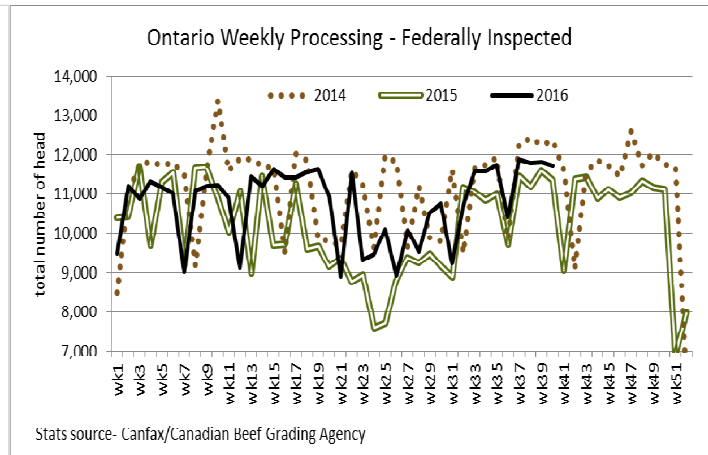
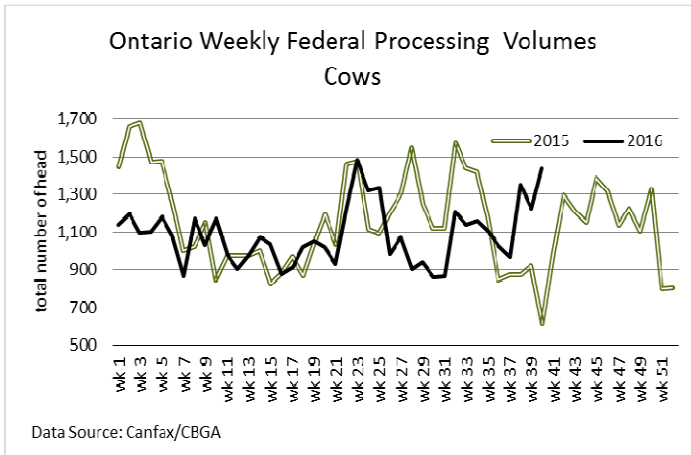
**LIVE CATTLE EXPORTS-ONTARIO**

|   | Week ending Oct. 1, 2016 | Week ending Sept. 24, 2016 | Year to Date |
|---|--------------------------|----------------------------|--------------|
| Total live slaughter cattle exported from Ontario to the U.S. | 3,498                    | 3,850                      | 131,876      |
| Steers & Heifers  | 1,461                    | 1,308                      | 30,633       |
| Cows  | 1,612                    | 1,971                      | 83,803       |
| Bulls   | 425                      | 571                        | 17,440       |



### FEDERALLY INSPECTED CANADIAN PROCESSING

|                          | Week Ending<br>October 8, 2016 | # of hd change<br>from week ago | YTD       | % Change<br>(Week Ago) | % Change<br>(Year Ago) |
|--------------------------|--------------------------------|---------------------------------|-----------|------------------------|------------------------|
| <b>Grand Total</b>       | 59,102                         | -4,428                          | 2,035,156 | -7%                    | +6%                    |
| <b>Western Slaughter</b> | 46,602                         | -4,459                          | 1,580,422 | -9%                    | +6%                    |
| <b>Eastern Slaughter</b> | 12,500                         | +31                             | 454,734   | +0%                    | +6%                    |



### AVERAGE CARCASS WEIGHTS – CANADA

|                         | Steers | Heifers |
|-------------------------|--------|---------|
| <b>October 8, 2016</b>  | 936    | 850     |
| <b>October 1, 2016</b>  | 931    | 850     |
| <b>October 10, 2015</b> | 930    | 843     |

### USDA ESTIMATED CATTLE KILL

|                    | Week Ending             | Previous Week | Year Ago |
|--------------------|-------------------------|---------------|----------|
| <b>Grand Total</b> | <b>October 15, 2016</b> | 605,000       | 571,000  |

### CANADIAN BOXED BEEF CUT-OUT VALUES

| Week Ending        | AAA    | AA     |
|--------------------|--------|--------|
| October 1, 2016    | 2.4613 | 2.3857 |
| September 30, 2016 | 2.4172 | 2.3519 |
| September 23, 2016 | 2.4476 | 2.3928 |

### U.S. BOXED BEEF CUT-OUT VALUES (U.S. funds)

|   | Choice<br>600-900 | Select<br>600-900 |
|---|-------------------|-------------------|
| <b>Cutout Values (noon estimate):</b>   | 181.69            | 171.88            |
| <b>Change (from yesterday's close):</b> | -0.17             | -0.16             |
| <b>Current Five Day Average:</b>        | 182.43            | 172.89            |

### U.S. TRADE (U.S. funds)

The U.S. cash cattle trade last week continued under pressure. Final results posted by the USDA Mandatory Price Report saw steers average \$97.59 live down \$3.31 from the previous week, while heifers averaged \$97.53 live, down \$3.98. On the rail steers averaged \$153.93 dressed, down \$5.10 from the previous week, while heifers averaged \$154.26 dressed, down \$5.23. Today the market was quiet as show list distribution was completed. This week's offering is smaller in most feeding states, except for Nebraska which has more cattle on offer. Asking prices are poorly defined today and bids non-existent.

|  |      |     |
|--|------|-----|
| <b>Choice and Select Steers and Heifers:</b> | Live | N/T |
|  | Rail | N/T |

**CHICAGO MERCANTILE EXCHANGE**

Closing quotes on futures today were as follows:

| Live Cattle |        |       | Feeder Cattle |        |       | Corn       |       |      | Soybeans   |        |       | Canadian \$ |       |       |
|-------------|--------|-------|---------------|--------|-------|------------|-------|------|------------|--------|-------|-------------|-------|-------|
| \$/cwt US   |        |       | \$/cwt US     |        |       | \$/bu US   |       | ¢/bu | \$/bu US   |        | ¢/bu  |             |       |       |
| <b>Oct</b>  | 97.27  | +1.37 | <b>Oct</b>    | 121.70 | +1.32 | <b>Dec</b> | 3.540 | -0.2 | <b>Nov</b> | 9.785  | +15.6 | <b>Spot</b> | 76.19 | +0.00 |
| <b>Dec</b>  | 99.00  | +1.55 | <b>Nov</b>    | 117.22 | +1.57 | <b>Mar</b> | 3.640 | +0.2 | <b>Jan</b> | 9.860  | +15.6 | <b>Dec</b>  | 76.19 | -0.03 |
| <b>Feb</b>  | 100.70 | +1.32 | <b>Jan</b>    | 113.52 | +1.52 | <b>May</b> | 3.706 | +0.4 | <b>Mar</b> | 9.916  | +15.4 | <b>Mar</b>  | 76.13 | -0.03 |
| <b>Apr</b>  | 99.87  | +1.10 | <b>Mar</b>    | 111.05 | +1.30 | <b>Jul</b> | 3.770 | +0.4 | <b>May</b> | 9.984  | +15.0 | <b>Jun</b>  | 76.28 | -0.03 |
| <b>Jun</b>  | 93.02  | +0.85 | <b>Apr</b>    | 110.65 | +1.22 | <b>Sep</b> | 3.832 | +0.2 | <b>Jul</b> | 10.042 | +14.2 | <b>Sep</b>  | 76.32 | -0.03 |
| <b>Aug</b>  | 91.30  | +0.75 | <b>May</b>    | 110.10 | +1.15 | <b>Dec</b> | 3.901 | +0.0 | <b>Aug</b> | 10.030 | +14.0 | <b>Dec</b>  | 76.37 | -0.04 |

Beef Farmers of Ontario, 130 Malcolm Road, Guelph, ON N1K 1B1 Phone: (519) 824-0334 Fax: (519) 824-1930 or email: [markets@ontariobeef.com](mailto:markets@ontariobeef.com)