



Daily Market Information Report - Friday, October 21, 2016

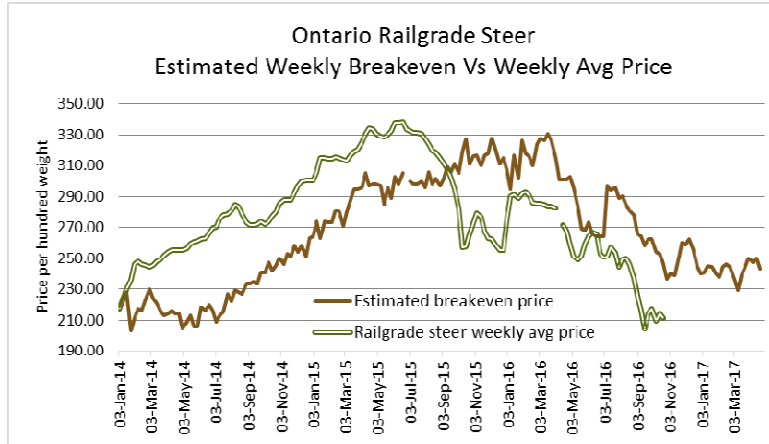
The following information is collected from various sources and disseminated by Beef Farmers of Ontario.

ONTARIO DIRECT TO PACKER RAILGRADE CATTLE TRADE

Prices are on a carcass weight basis before grade and weight discounts. (Prices for today regardless of delivery date).

A Grade Steers 209.00-213.00 (most 210.00-213.00)

A Grade Heifers 208.00-212.00 (most 209.00-212.00)



The information provided on this report is based on weighted averages for actual data collected. Input costs are a guideline only and will vary from producer to producer. BFO does not take any responsibility and accepts no legal liability arising from or connected to damages or losses experienced by producers when using this information. This is to be used at your own risk.

ONTARIO LIVE CATTLE TRADE

Today at **Brussels Livestock**: **2,200** Stockers (1,200 yearlings left to sell at time of reporting.)

Steers	Price Range	Average	Top	Heifers	Price Range	Average	Top
1000+	75.00-137.00	110.00	137.00	900+	116.00-143.00	133.87	143.00
900-999	154.00-156.00	155.14	156.00	800-899	120.00-146.00	138.76	150.00
800-899	136.00-167.00	156.38	168.00	700-799	141.00-157.50	151.13	157.00
700-799	160.00-178.00	170.22	178.00	600-699	147.00-162.00	152.22	162.00
600-699	170.00-192.00	185.59	192.00	500-599	134.00-197.00	166.13	197.00
500-599	157.00-212.00	188.33	212.00	400-499	145.00-195.00	168.54	195.00
400-499	180.00-232.00	198.18	240.00	300-399	147.00-195.00	164.44	245.00
399-	150.00-230.00	189.69	270.00				

Top quality calves are trading steady while second cut calves are under pressure. Yearlings had not sold at time of reporting. Final results will be available on Monday.

Today at **Community Livestock Exchange**: **594** Stockers - Quinte Cattlemen's Association Sale!

Steers	Price Range	Average	Top	Heifers	Price Range	Average	Top
1000+	108.00-159.00	143.79	159.00	900+	127.49-143.50	139.50	143.50
900-999	146.50-165.50	160.29	165.50	800-899	123.99-145.50	140.19	145.50
800-899	147.50-165.99	152.69	165.99	700-799	116.99-141.99	131.80	141.99
700-799	120.99-178.00	161.49	178.00	600-699	126.00-155.00	142.30	155.00
600-699	130.00-198.99	171.99	198.99	500-599	131.00-192.99	154.89	192.99
500-599	167.50-216.00	197.10	216.00	400-499	161.00-185.00	169.70	185.00
400-499	181.00-232.50	213.39	232.50				
399-	169.99-237.00	217.70	237.00				

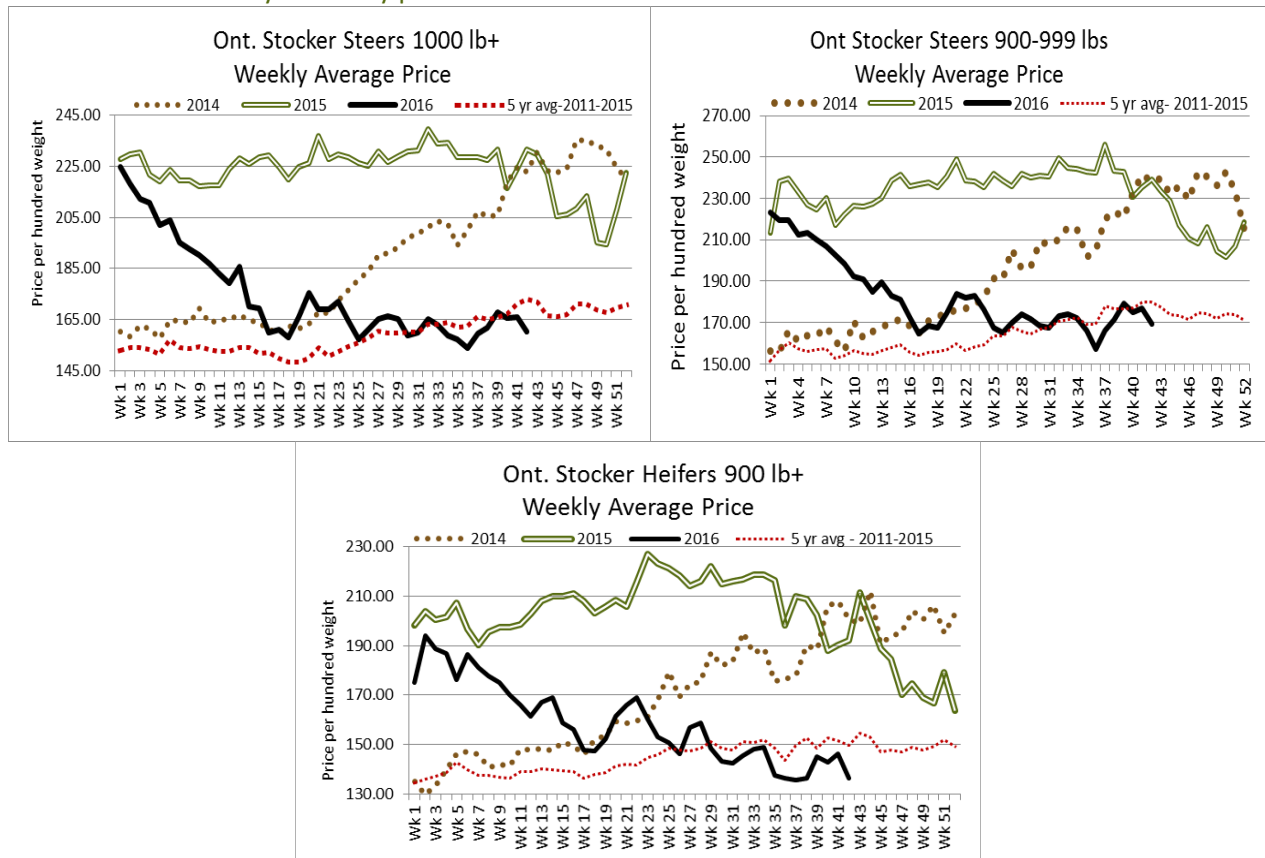
Ontario auction sales on **Thursday** saw weighted prices for:

	Volume	Price Range	Average	Top
Large & Medium Frame Fed Steers +1250 lbs	120	106.96-130.18	122.44	132.50
Large & Medium Frame Fed Heifers +1000 lbs	29	94.90-122.50	109.25	125.50
Fed steers, dairy and dairy cross	85	100.39-107.15	104.37	111.00
Cows	590	58.24-77.90	67.68	105.00
Bulls (all weights)	29	93.93-106.27	100.07	102.00
Veal +600 lbs	163	106.55-143.34	128.55	172.00
Veal Calves 125 lbs & under	100	50.00-142.00	109.21	149.00

Stocker sale at: **Ontario Livestock Exchange, October 20, 2016 – 174 Stockers**

Steers	Price Range	Average	Top	Heifers	Price Range	Average	Top
900-999	117.00-156.00	142.54	161.00	900+	122.00-128.00	126.23	128.00
700-799	152.00-161.00	157.63	161.00	600-699	143.00-159.00	150.36	159.00
600-699	110.00-170.00	143.15	175.00	500-599	111.00-152.50	138.83	152.50
500-599	151.00-175.00	165.96	197.50	400-499	137.50-192.50	170.33	192.50
400-499	182.50-218.00	203.80	218.00				

Feeder cattle sold selectively at steady prices.



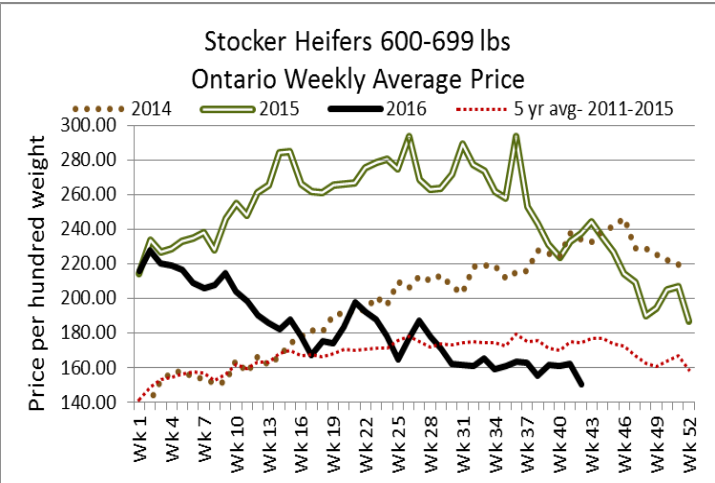
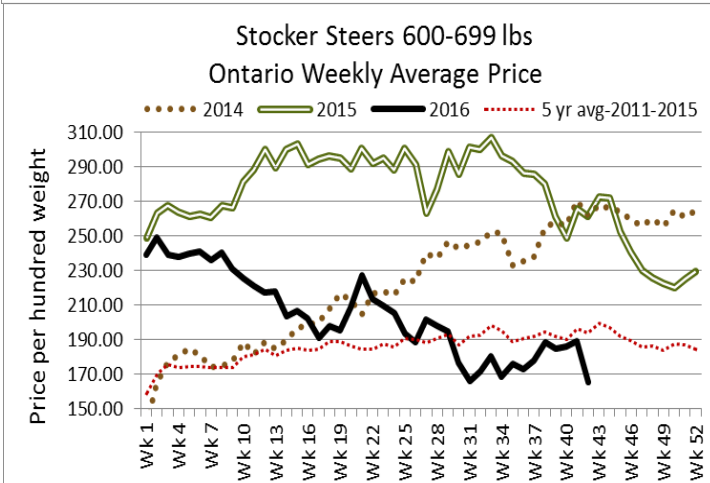
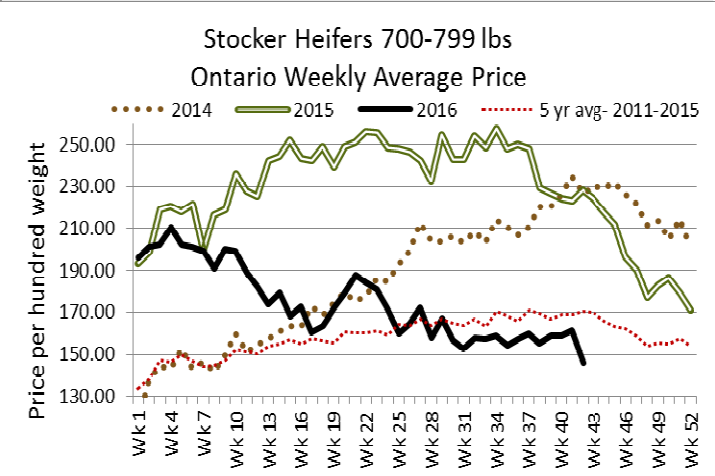
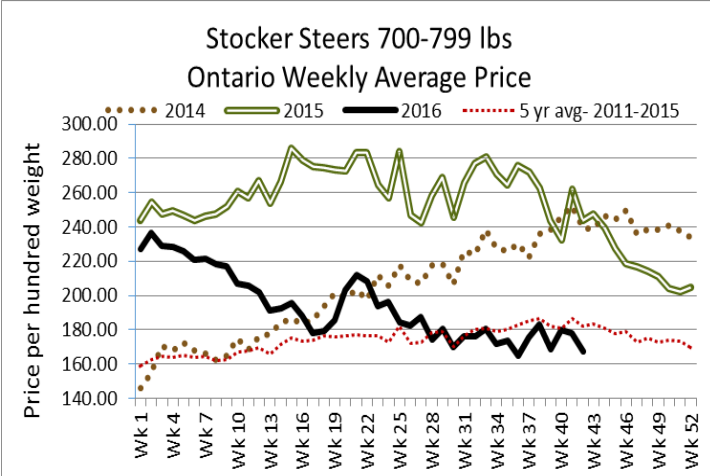
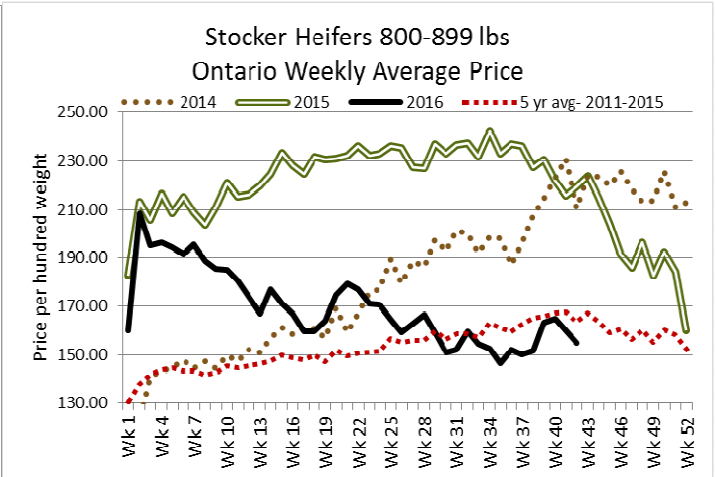
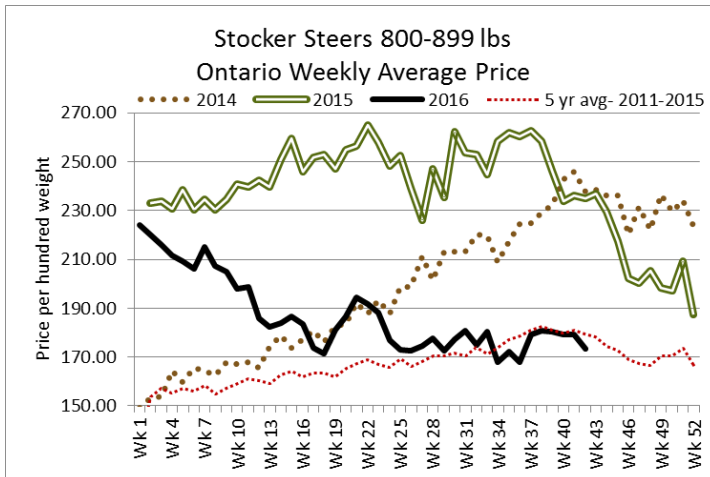
Stocker sale at: **Ontario Stockyards Inc., October 20, 2016 – 1,472 Stockers**

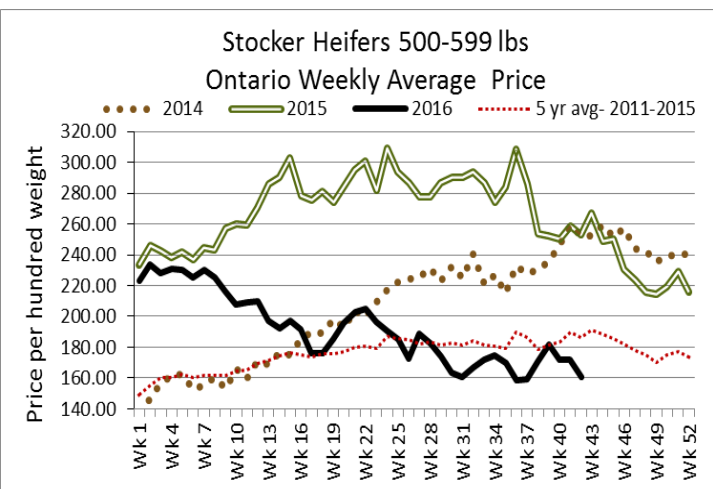
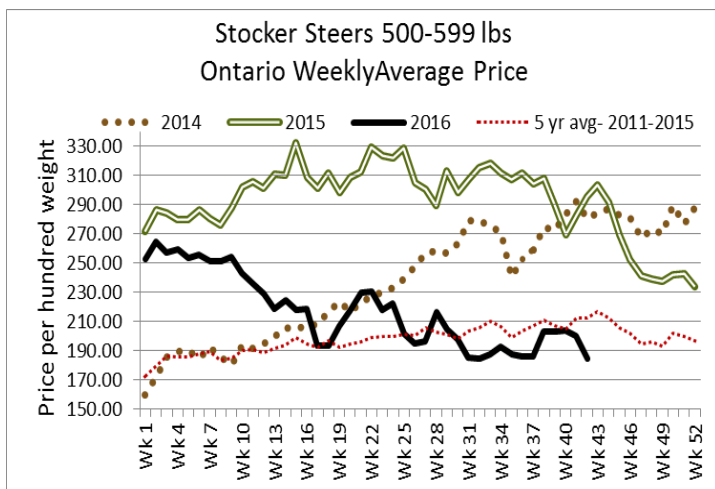
Steers	Price Range	Average	Top	Heifers	Price Range	Average	Top
1000+	95.00-152.50	117.52	157.00	900+	95.00-124.00	104.51	124.00
900-999	145.00-164.00	152.75	164.00	800-899	132.50-157.50	145.69	157.50
800-899	152.50-171.50	161.83	171.50	700-799	125.00-149.00	138.51	156.00
700-799	142.00-171.00	160.76	171.00	600-699	125.00-150.00	137.69	154.00
600-699	139.50-179.00	160.66	200.25	500-599	128.00-165.00	146.69	189.00
500-599	165.00-202.00	180.33	206.00	400-499	136.00-171.00	152.28	194.00
400-499	185.00-242.50	210.89	242.50	300-399	130.00-202.50	166.45	207.50
399-	185.00-240.00	206.21	240.00	299-			

Replacements sold under pressure with prices barely steady to lower.

Stocker sale at: **Ottawa Livestock Exchange, October 20, 2016 – 401 Stockers**

Steers	Price Range	Average	Top	Heifers	Price Range	Average	Top
800-899	137.00-171.00	155.50	171.00	600-699	121.00-144.00	132.61	144.00
700-799	132.00-176.50	158.69	178.00	500-599	118.00-163.00	140.89	172.00
600-699	133.00-173.00	157.28	190.00	400-499	143.00-169.00	158.63	169.00
500-599	139.00-198.00	170.87	216.00	300-399	135.00-170.00	161.00	170.00
400-499	140.00-228.00	175.50	232.00				
399-	70.00-220.00	159.88	232.00				





U.S. BOXED BEEF CUT-OUT VALUES (U.S. funds)

	Choice 600-900	Select 600-900
Cutout Values (noon estimate):	179.97	167.58
Change (from yesterday's close):	+2.08	-0.16
Current Five Day Average:	180.14	170.59

QUEBEC ELECTRONIC AUCTION MARKET (F.O.B. THE FEEDLOT)

	Price	Change from Last Week
On Thursday, October 20, 2016	207.050-210.00	-4.03

ALBERTA DIRECT TRADE

The Alberta direct trade saw a stronger market this week with Canfax reporting live steers at \$133.00, up \$2.73 from last week while steers on the rail traded from \$219.00-\$220.50 dressed, averaging \$3.87 higher than last week. Heifers sold at \$132.00 live up \$2.58 and \$220.50 dressed, up \$2.92 from last week on average.

Steers	Live	133.00	Flat rail	219.00-220.50
Heifers	Live	132.00	Flat rail	220.50

U.S. TRADE (U.S. funds)

The U.S. cash cattle trade today saw bids surace at \$98.00 live in the south and \$154.00-\$156.00 dressed in the north with sellers showing no interest. Asking prices are reported at around \$102.00 live in the south and \$160.00 dressed in the north. Active trade should surface at any time now as the Cattle On Feed Report has been released, but the tone is steady to slightly stronger.

Choice and Select Steers and Heifers:	Live	N/T
	Rail	N/T

CHICAGO MERCANTILE EXCHANGE

Closing quotes on futures today were as follows:

Live Cattle		Feeder Cattle		Corn		Soybeans		Canadian \$	
\$/cwt US		\$/cwt US		\$/bu US		¢/bu			
Oct	101.15 +2.12	Oct	121.87 +0.12	Dec	3.524 +1.4	Nov	9.830 +7.4	Spot	74.95 -0.67
Dec	101.87 +1.75	Nov	119.70 +0.85	Mar	3.622 +1.4	Jan	9.922 +7.4	Sep	74.99 -0.65
Feb	102.80 +1.55	Jan	115.50 +1.25	May	3.690 +1.4	Mar	9.986 +7.6	Dec	75.05 -0.65
Apr	102.07 +1.35	Mar	113.25 +1.02	Jul	3.750 +1.2	May	10.054 +7.6	Mar	75.11 -0.65
Jun	94.87 +1.17	Apr	112.95 +1.07	Sep	3.814 +1.2	Jul	10.106 +7.2	Jun	75.17 -0.65
Aug	93.35 +1.17	May	112.52 +0.97	Dec	3.890 +0.6	Aug	10.092 +6.6	Sep	75.25 -0.63

ONTARIO STOCKER & FEEDER TRADE SPECIAL FALL SALES

22-Oct	9:00 am	Keady Livestock Market	Bruce Peninsula Charolais Calf Club Sale-presorted
22-Oct	11:00 am	Denfield Livestock Exchange	Stockers, Bred Cows & Cow/Calf Pairs
22-Oct	1:00 pm	Maple Hill Auctions Ltd	"Uppin the Ante" Charolais Sale
24-Oct	10:00 am	Brussels Livestock	Bred Cow/Vaccinated Stocker/Hereford Influence sale
24-Oct	1:00 pm	Carsons Farm & Auction Service	Fall Stocker Sale
25-Oct	9:00 am	Keady Livestock Market	Georgian Bay Charolais Calf Club Sale-presorted
25-Oct	11:00 am	Ontario Stockyards Inc	Fall Yearling Sale
26-Oct	11:00 am	Kawartha Lakes Community Sale Barn	Stocker Sale
26-Oct	2:00 pm	Vankleek Hill Livestock Exchange	Fall Stocker Sale
27-Oct	9:00 am	Keady Livestock Market	Bluewater Angus Calf Club- Presorted
27-Oct	10:00 am	Wiarthon- Grey Bruce Livestock Co-op	Calf Sale
28-Oct	7:00 pm	Cargill Auction Market	Local Calf Sale
29-Oct	8:30 am	Rainy River Cattlemen's Sale- Stratton	Later season calves, yearlings, cows etc..
29-Oct	1:00 pm	Maple Hill Auctions Ltd	Vancise Cattle Co- Red Angus/Hereford Sale
02-Nov	11:00 am	Kawartha Lakes Community Sale Barn	Peterborough/Victoria Counties Certified Calf Sale
04-Nov	9:00 am	Keady Livestock Market	Local Calf Sale
04-Nov	7:00 pm	Cargill Auction Market	Local Calf & Yearling Sale
05-Nov	11:00 am	Denfield Livestock Exchange	Local Calf Sale (no cows please)