



Daily Market Information Report - Monday, November 14, 2016

The following information is collected from various sources and disseminated by Beef Farmers of Ontario.

ONTARIO DIRECT TO PACKER RAILGRADE CATTLE TRADE

Prices are on a carcass weight basis before grade and weight discounts, *regardless of delivery date.*

A Grade Steers	215.00-216.00
A Grade Heifers	214.00-215.00

ONTARIO LIVE CATTLE TRADE

Today at **Ontario Stockyards Inc.:** 68 veal on offer

	Price Range	Top
Veal calves 600 lbs +	107.00-136.50	179.00

Veal sold on a steady market. *Friday November 18th @ 7:00 pm – Bred Cow Sale! November 22, 2016 @ 11:00 am- Ontario Stockyards All Vaccinated Sale!*

At **Kawartha Lakes Community Sale Barn, November 12, 2016 – 140 Cows, 7 bulls, 88 Stockers & 34 Veal**

	Price Range	Avg.	Top
Cows	59.36-78.65	66.88	106.00
Bulls over 1600 lbs	96.50-109.00	101.10	109.00
Bulls under 1600 lbs	88.50-101.00	92.18	101.00
Veal over 600 lbs	112.00-130.00	115.04	130.00
Veal 125 lbs & less	50.00-360.00	108.42	360.00

Cull cows and bulls sold on a steady market. Stockers sold steady to higher. Veal sold steady and strong and bred cows sold barely steady. *November 16th @ 11:00 am- Peterborough Cattlemen's & Victoria Beef Farmers Stocker Sale. November 23rd @ 7:00 pm- Evening Bred Cow Sale!*

ONTARIO STOCKER & FEEDER TRADE

Stocker sale at **Brussels Livestock: November 11, 2016 – 1,137 stockers**

Steers	Price Range	Average	Top	Heifers	Price Range	Average	Top
1000+ lbs	129.00-178.50	164.95	178.50	+900 lbs	130.00-155.00	140.58	157.00
900-999	136.00-168.00	161.00	168.00	800-899	145.00-156.00	150.43	159.00
800-899	136.00-175.75	166.86	175.75	700-799	119.00-159.50	145.93	159.50
700-799	155.00-181.50	173.03	185.00	600-699	128.00-160.00	147.60	160.00
600-699	147.00-190.00	174.63	200.00	500-599	138.00-170.00	152.62	177.00
500-599	162.00-196.00	178.29	212.00	400-499	150.00-189.00	172.85	194.00
400-499	159.00-208.00	192.85	208.00	300-399	195.00-230.00	213.75	230.00
399-	185.00-235.00	212.93	260.00	299-	205.00-220.00	211.00	220.00

Calves sold actively at steady prices while yearlings sold \$2.00-\$3.00 cwt higher.

ONTARIO STOCKER & FEEDER TRADE SPECIAL FALL SALES

Stocker sale at **Keady Livestock Market, November 11, 2016 - 966 Yard & Grass Yearlings- overnight stand**

Steers	Price Range	Average	Top	Heifers	Price Range	Average	Top
1000+	163.75-172.75	168.69	174.50	900+	123.50-135.00	132.26	145.50
900-999	169.00-176.00	174.21	176.00				
800-899	163.00-169.50	167.33	169.50				

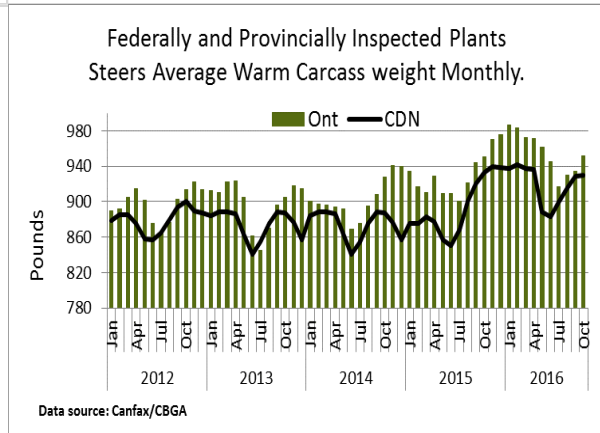
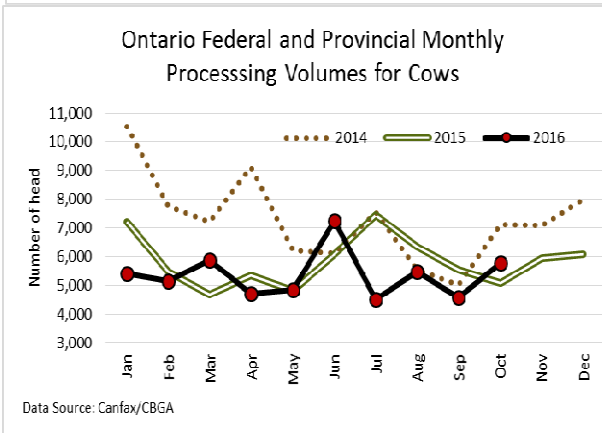
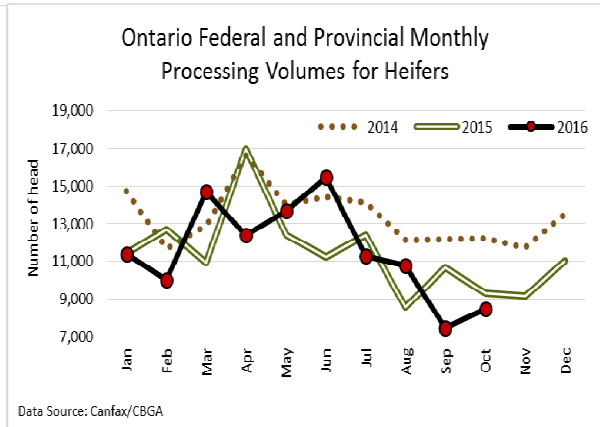
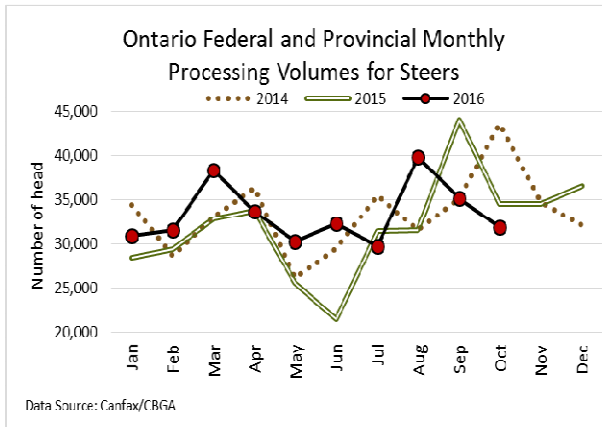
All classes of cattle sold at fully steady prices on good buyer demand.

LIVE CATTLE EXPORTS-ONTARIO

	Week ending Oct. 29, 2016	Week ending Oct. 22, 2016	Year to Date
Total live slaughter cattle exported from Ontario to the U.S.	4,009	3,327	145,605
Steers & Heifers	785	671	34,048
Cows	2,602	1,989	91,857
Bulls	622	667	19,700

FEDERALLY INSPECTED CANADIAN PROCESSING

	Week Ending November 5, 2016	# of hd change from week ago	YTD	% Change (Week Ago)	% Change (Year Ago)
Grand Total	57,261	+3,803	2,252,684	+7%	+6%
Western Slaughter	44,848	+3,665	1,749,949	+9%	+6%
Eastern Slaughter	12,413	+138	502,735	+1%	+6%

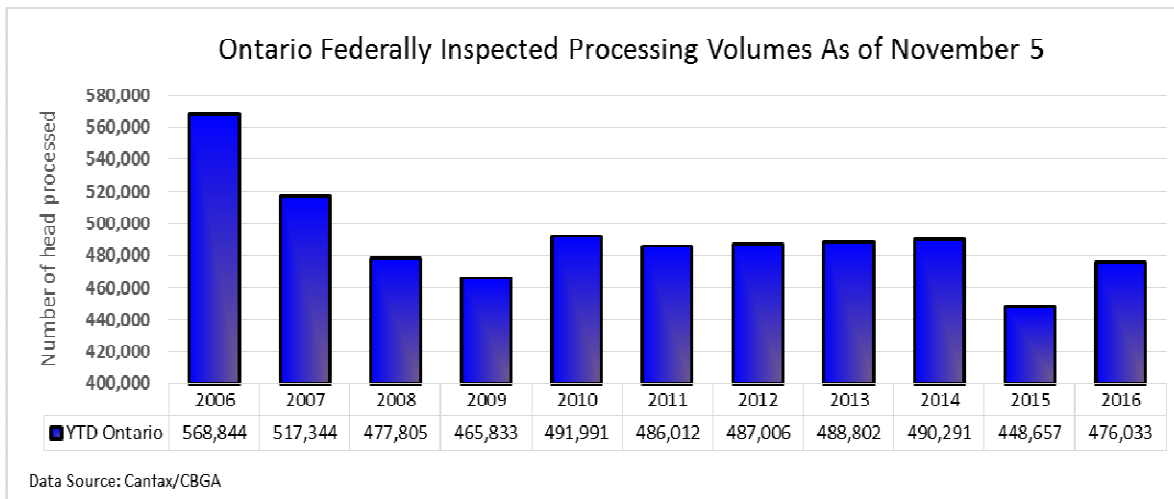


AVERAGE CARCASS WEIGHTS – CANADA

	Steers	Heifers
November 5, 2016	928	835
October 29, 2016	923	839
November 7, 2015	941	852

USDA ESTIMATED CATTLE KILL

	Week Ending November 12, 2016	Previous Week	Year Ago
Grand Total	610,000	606,000	558,000



U.S. BOXED BEEF CUT-OUT VALUES (U.S. funds)

	Choice 600-900	Select 600-900
Cutout Values (noon estimate):	184.21	169.28
Change (from yesterday's close):	-0.41	+1.57
Current Five Day Average:	185.48	170.22

ALBERTA DIRECT TRADE

The Alberta direct trade was light last week with steady to stronger prices. Canfax reported live steers from \$136.80-\$140.00 averaging \$0.30 higher with dressed steers from \$228.50-\$233.00 averaging \$2.62 stronger than last week on average. Heifers sold from \$227.50-\$233.00 dressed averaging \$1.70 higher than last week. Canfax notes: "Canfax released its November 1st cattle on feed report on Thursday, October placement volumes were down 1% compared to last year while fed cattle marketings were up 6%. Cattle on feed inventories continue to trend below year ago levels."

Steers	Live	136.80-140.00	Flat rail	228.50-233.00
Heifers	Live	N/A	Flat rail	227.50-233.00

U.S. TRADE (U.S. funds)

The U.S. cash cattle trade for last week was about steady to the week before. The USDA Mandatory Price Report lists live sales for the week ranging from \$101.00-\$105.50, with steers averaging \$103.70 down \$0.61 from the previous week, while heifers averaged \$104.31 down \$0.27 on average. On the rail steers and heifers sold from \$160.00-\$164.00 dressed with steers averaging \$162.15 down \$0.09 from the previous week, while heifers averaged \$162.02 down \$0.61. Today the market was quiet as both sides took inventory. This week's offering is smaller in Nebraska, larger in Colorado and Texas and steady in all other feeding states. Asking prices are currently unestablished.

Choice and Select Steers and Heifers:	Live	101.00-105.50 (Friday)
	Rail	160.00-164.00 (Friday)

CHICAGO MERCANTILE EXCHANGE

Closing quotes on futures today were as follows:

Live Cattle		Feeder Cattle		Corn		Soybeans		Canadian \$	
\$/cwt US		\$/cwt US		\$/bu US		¢/bu			
Dec	105.57 -0.02	Nov	126.02 +0.30	Dec	3.372 -3.0	Nov	9.710 -7.4	Spot	73.73 -0.21
Feb	106.52 +0.22	Jan	122.32 +1.30	Mar	3.452 -3.6	Jan	9.842 -1.6	Dec	73.77 -0.06
Apr	106.22 +0.12	Mar	118.45 +1.00	May	3.524 -4.0	Mar	9.924 -2.0	Mar	73.83 -0.05
Jun	98.07 +0.17	Apr	117.95 +1.02	Jul	3.596 -4.2	May	10.000 -2.2	Jun	73.90 -0.05
Aug	95.57 +0.27	May	117.15 +1.07	Sep	3.664 -4.2	Jul	10.054 -2.4	Sep	73.97 -0.05
Oct	96.35 +0.10	Aug	118.10 +1.15	Dec	3.756 -3.6	Aug	10.046 -2.2	Dec	74.04 -0.04

Beef Farmers of Ontario, 130 Malcolm Road, Guelph, ON N1K 1B1 Phone: (519) 824-0334 Fax: (519) 824-1930 or email: markets@ontariobeef.com