



Daily Market Information Report - Monday, December 19, 2016

The following information is collected from various sources and disseminated by Beef Farmers of Ontario.

ONTARIO DIRECT TO PACKER RAILGRADE CATTLE TRADE

Prices are on a carcass weight basis before grade and weight discounts, *regardless of delivery date.*

A Grade Steers	231.00-232.00
A Grade Heifers	230.00-231.00

ONTARIO LIVE CATTLE TRADE

Today at **Ontario Stockyards Inc.:** 75 veal on offer

	Price Range	Top
Veal calves 600 lbs +	100.00-128.50	158.00
Veal calves 451-600 lbs	80.00-107.50	135.00

Veal sold at prices \$10.00-\$15.00 cwt lower.

At **Kawartha Lakes Community Sale Barn, December 10, 2016** – 126 Cows, 6 Bulls, 50 Stockers & 67 Veal

	Price Range	Avg.	Top
Cows	57.00-73.00	63.41	79.50
Bulls over 1600 lbs	94.50-100.00	96.71	100.00
Bulls under 1600 lbs	55.00-91.00	74.04	91.00
Veal over 600 lbs	81.00-122.00	95.62	122.00
Veal 126-300 lbs	65.00-142.50	100.59	142.50
Veal under 125 lbs	60.00-100.00	72.04	100.00

Stockers sold on a steady market, with non-vaccinated stockers under pressure. Calves sold steady, bull sold stronger and cull cows sold steady. *Next sale Saturday January 7, 2017.*

ONTARIO STOCKER & FEEDER TRADE

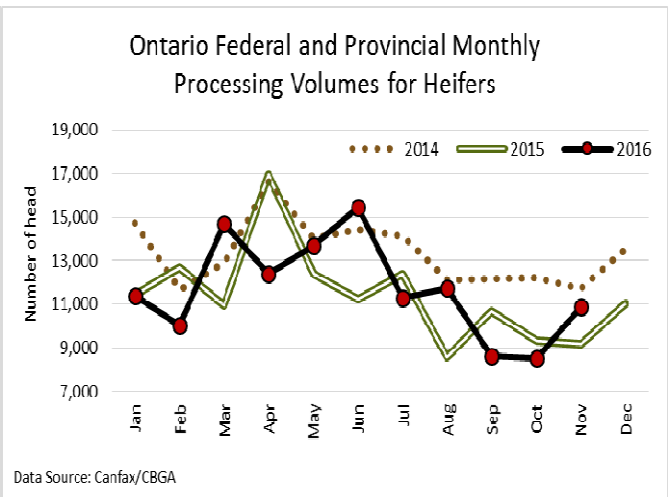
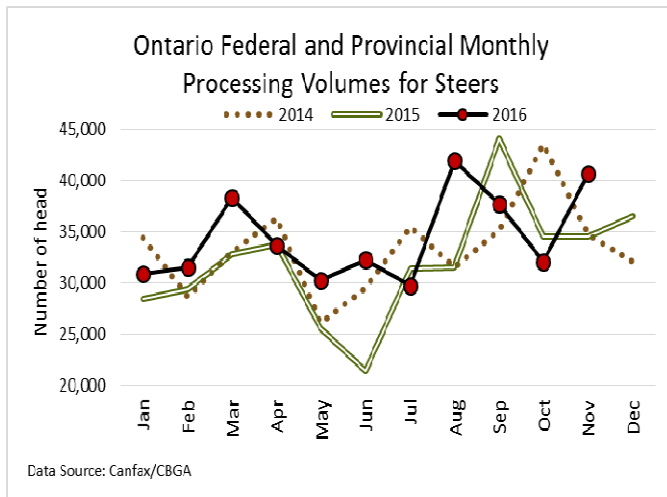
Stocker sale at **Brussels Livestock: December 16, 2016** – 927 stockers

Steers	Price Range	Average	Top	Heifers	Price Range	Average	Top
1000+ lbs	150.00-179.00	169.98	183.00	+900 lbs	143.50-168.00	155.03	176.00
900-999	143.00-182.00	168.78	182.00	800-899	148.00-171.50	161.44	171.50
800-899	126.00-190.00	100.20	190.00	700-799	120.00-165.50	150.10	165.50
700-799	121.00-189.00	163.97	189.00	600-699	139.00-168.00	157.23	177.00
600-699	190.00-204.00	201.36	207.00	500-599	143.00-180.00	164.54	190.00
500-599	173.00-226.00	196.53	226.00	400-499	154.00-192.50	175.04	200.00
400-499	146.00-221.00	195.22	226.00	300-399	172.00-207.00	189.44	215.00
399-	145.00-236.00	189.91	236.00	299-	110.00-196.00	154.00	196.00

Calves and yearlings sold on an active trade at steady prices.

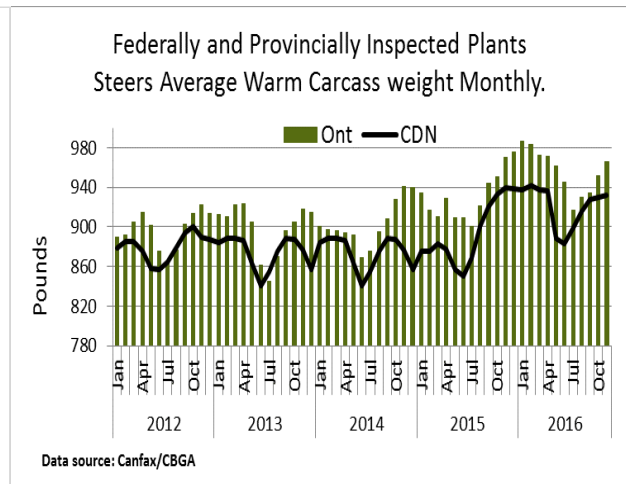
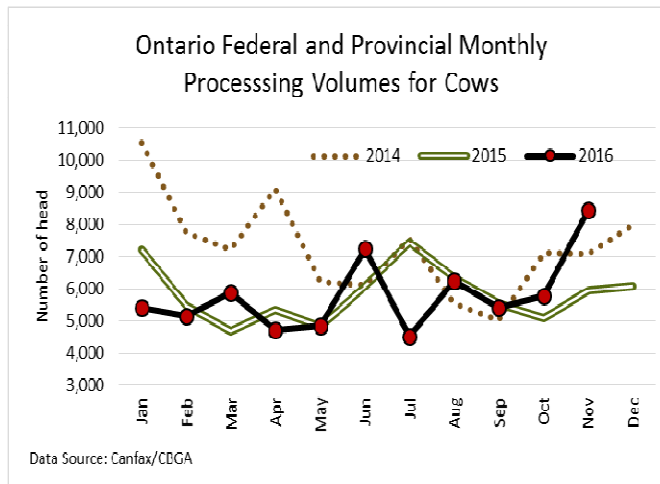
LIVE CATTLE EXPORTS-ONTARIO

	Week ending Dec. 3, 2016	Week ending Nov. 26, 2016	Year to Date
Total live slaughter cattle exported from Ontario to the U.S.	3,865	4,022	166,205
Steers & Heifers	827	778	38,802
Cows	2,720	2,787	105,236
Bulls	318	457	22,167



FEDERALLY INSPECTED CANADIAN PROCESSING

	Week Ending December 10, 2016	# of hd change from week ago	YTD	% Change (Week Ago)	% Change (Year Ago)
Grand Total	48,480	-4,822	2,516,208	-9%	+7%
Western Slaughter	35,440	-5,300	1,950,354	-13%	+7%
Eastern Slaughter	13,040	+478	565,854	+4%	+6%



AVERAGE CARCASS WEIGHTS – CANADA

	Steers	Heifers
December 10, 2016	930	835
December 3, 2016	935	848
December 12, 2015	944	846

USDA ESTIMATED CATTLE PROCESSING VOLUME

	Week Ending	Previous Week	Year Ago	
Grand Total	December 17, 2016	599,000	611,000	586,000

CANADIAN BOXED BEEF CUT-OUT VALUES

Week Ending	AAA	AA
December 9, 2016	2.4901	2.3020
December 2, 2016	2.5334	2.3210
November 25, 2016	2.4839	2.3183

U.S. BOXED BEEF CUT-OUT VALUES (U.S. funds)

	Choice 600-900	Select 600-900
Cutout Values (noon estimate):	195.63	182.69
Change (from yesterday's close):	+1.00	+1.60
Current Five Day Average:	192.05	177.06

U.S. TRADE (U.S. funds)

The U.S. cash cattle trade last Friday was moderate in volume with stronger prices. The USDA Mandatory Price Report lists live sales ranging from \$107.00-\$112.50, with steers averaging \$111.39 up \$1.87 from the previous week on average, while heifers averaged \$111.28 up \$1.86. On the rail steers and heifers sold from \$172.00-\$175.00 dressed, with steers averaging \$174.13 up \$4.21 from the previous week, while heifers averaged \$174.86 up \$4.98. Today the market was quiet as new show lists were distributed. This week's offering is smaller in the south, larger in the north and steady overall in volume. Asking prices are undefined at this point but are expected to be higher than last week (around \$113.00 live and \$178.00-\$180.00 dressed). Active trading is *not* expected to be delayed until Friday this week, but rather be cleaned up by Wednesday or Thursday, ahead of the Christmas Holiday.

CHICAGO MERCANTILE EXCHANGE

Closing quotes on futures today were as follows:

Live Cattle		Feeder Cattle		Corn		Soybeans		Canadian \$	
\$/cwt US		\$/cwt US		\$/bu US		¢/bu			
Dec	111.95 -0.37	Jan	130.87 +0.97	Mar	3.532 -3.0	Jan	10.214 -15.2	Spot	74.55 -0.35
Feb	115.92 +0.57	Mar	126.92 +0.62	May	3.600 -3.0	Mar	10.320 -14.6	Dec	74.54 -0.34
Apr	114.12 +0.52	Apr	126.15 +0.55	Jul	3.674 -3.0	May	10.404 -13.6	Mar	74.63 -0.34
Jun	104.67 +0.42	May	124.72 +0.57	Sep	3.750 -2.6	Jul	10.464 -12.4	Jun	74.72 -0.34
Aug	99.97 +0.22	Aug	124.70 +0.22	Dec	3.842 -2.2	Aug	10.434 -12.0	Sep	74.80 -0.35
Oct	99.65 +0.02	Sep	122.52 +0.12	Mar	3.924 -2.6	Sep	10.264 -9.6	Dec	74.91 -0.34

Beef Farmers of Ontario, 130 Malcolm Road, Guelph, ON N1K 1B1 Phone: (519) 824-0334 Fax: (519) 824-1930 or email: markets@ontariobeef.com

OBCFPP LICENCE CHANGES

Licence Cancelled: Retired

Betail Paul Claessens Inc, 121 4e Rang Quest, St. Simon, Quebec J0H 1Y0