



Daily Market Information Report - Friday, December 23, 2016

The following information is collected from various sources and disseminated by Beef Farmers of Ontario.

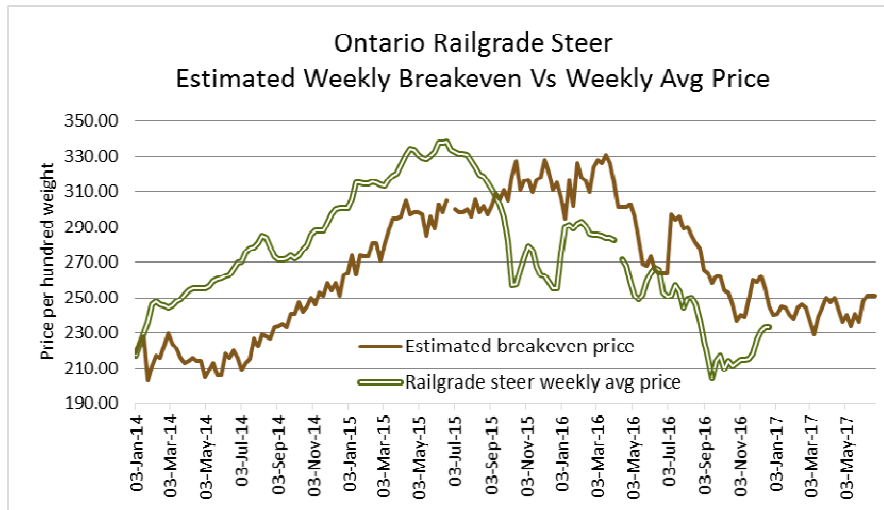
Merry Christmas!

The next report will be on Wednesday December 28, 2016

ONTARIO DIRECT TO PACKER RAILGRADE CATTLE TRADE

Prices are on a carcass weight basis before grade and weight discounts. (Prices for today regardless of delivery date).

A Grade Steers 238.00-240.00
A Grade Heifers 237.00-239.00



The information provided on this report is based on weighted averages for actual data collected. Input costs are a guideline only and will vary from producer to producer. BFO does not take any responsibility and accepts no legal liability arising from or connected to damages or losses experienced by producers when using this information. This is to be used at your own risk.

ONTARIO LIVE CATTLE TRADE

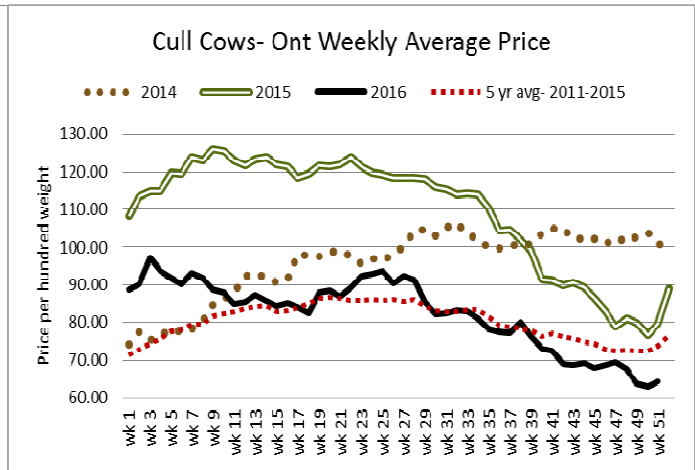
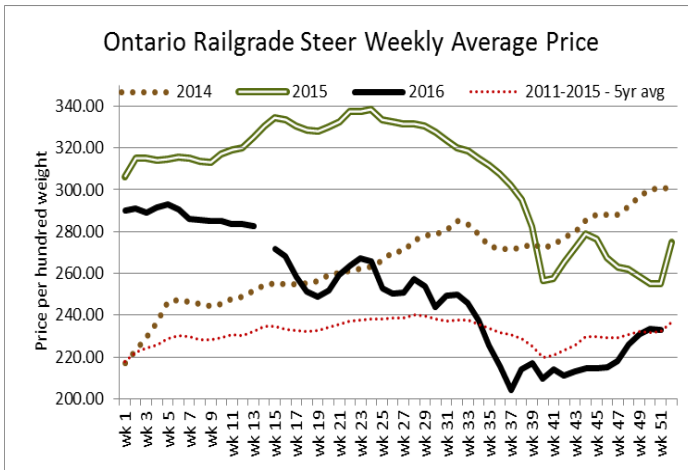
Today at **Brussels Livestock**: **1,100** Stockers (400 yearlings left to sell at time of reporting.)

| Steers | Price Range | Average | Top | Heifers | Price Range | Average | Top |
|---------|---------------|---------|--------|---------|---------------|---------|--------|
| 800-899 | 156.00-195.00 | 171.28 | 197.00 | 800-899 | 145.00-175.00 | 156.44 | 175.0 |
| 700-799 | 183.00-199.00 | 188.95 | 199.00 | 700-799 | 127.00-170.00 | 148.25 | 172.00 |
| 600-699 | 183.00-212.50 | 197.53 | 212.50 | 600-699 | 142.00-176.00 | 162.66 | 201.50 |
| 500-599 | 196.00-222.00 | 210.11 | 234.00 | 500-599 | 161.00-175.00 | 169.06 | 179.00 |
| 400-499 | 202.00-238.00 | 220.64 | 238.00 | 400-499 | 161.00-191.00 | 179.48 | 200.00 |
| 399- | 140.00-230.00 | 191.25 | 230.00 | 300-399 | 142.00-190.00 | 170.80 | 207.00 |

Calves sold on a strong active trade. Yearlings had not started to sell. Updates will be posted Wed. Dec 28th.

Ontario auction sales on **Thursday** saw weighted prices for:

| | Volume | Price Range | Average | Top |
|--|--------|---------------|---------|--------|
| Large & Medium Frame Fed Steers +1250 lbs | 24 | 111.24-140.46 | 131.76 | 141.00 |
| Large & Medium Frame Fed Heifers +1000 lbs | 17 | 92.88-126.53 | 112.96 | 131.00 |
| Fed steers, dairy and dairy cross | 51 | 106.00-113.00 | 109.21 | 113.00 |
| Cows | 500 | 53.10-73.81 | 64.37 | 103.00 |
| Bulls (all weights) | 13 | 80.39-85.93 | 83.06 | 90.00 |
| Veal +600 lbs | 137 | 80.39-85.93 | 83.06 | 90.00 |
| Veal Calves 125 lbs & under | 103 | 55.00-140.00 | 108.9+8 | 148.00 |



Stocker sale at: **Ontario Livestock Exchange, December 22, 2016 – 240 Stockers**

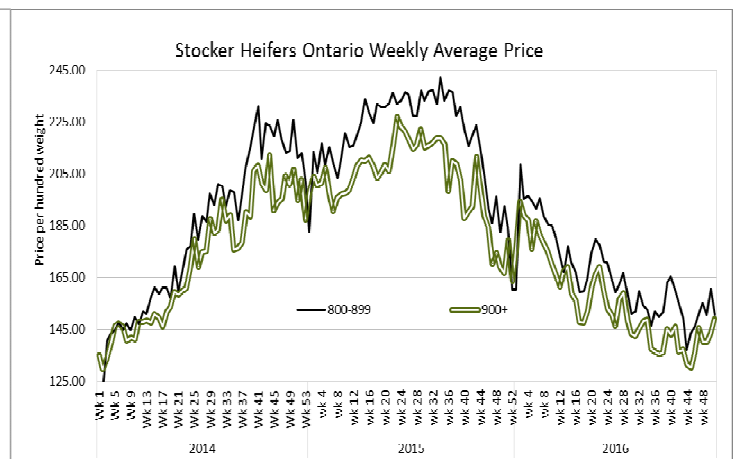
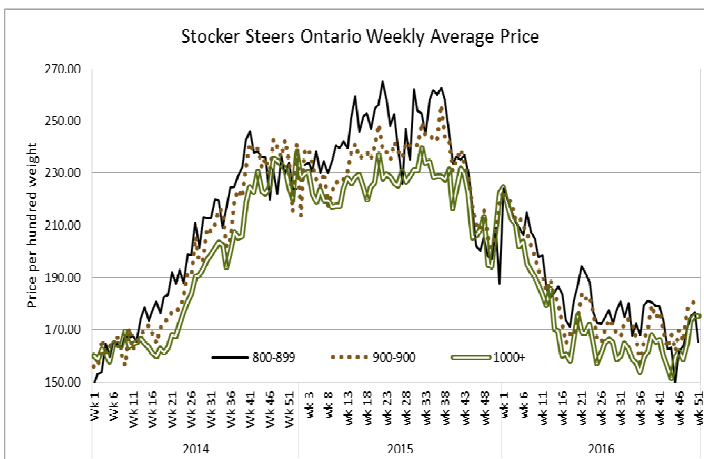
| Steers | Price Range | Average | Top | Heifers | Price Range | Average | Top |
|---------|---------------|---------|--------|---------|---------------|---------|--------|
| 800-899 | 143.00-174.00 | 156.46 | 174.00 | 600-699 | 140.00-170.00 | 148.38 | 173.00 |
| 700-799 | 181.00-207.50 | 199.91 | 207.50 | 500-599 | 167.00-187.50 | 179.78 | 187.50 |
| 600-699 | 165.00-213.00 | 198.37 | 213.00 | 400-499 | 148.00-171.00 | 157.94 | 198.00 |
| 500-599 | 85.00-207.50 | 150.53 | 217.00 | | | | |
| 400-499 | 152.00-202.00 | 186.11 | 202.00 | | | | |

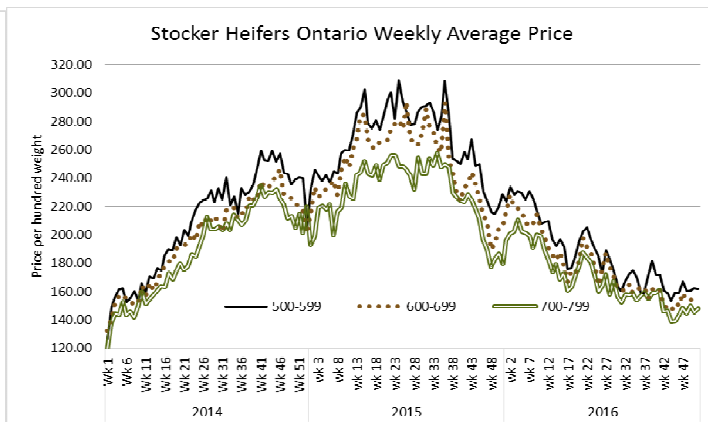
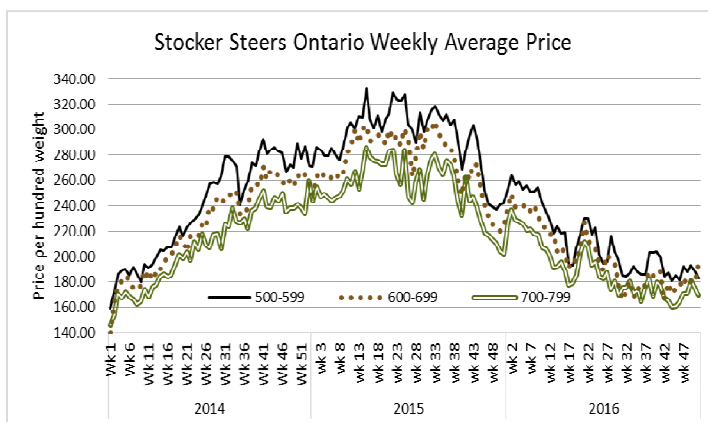
Stockers sold on a good active firm trade.

Stocker sale at: **Ontario Stockyards Inc., December 22, 2016 – 487 Stockers**

| Steers | Price Range | Average | Top | Heifers | Price Range | Average | Top |
|---------|---------------|---------|--------|---------|---------------|---------|--------|
| 1000+ | 103.50-173.00 | 131.90 | 173.00 | 700-799 | 107.00-170.00 | 148.85 | 170.00 |
| 900-999 | 104.00-153.00 | 144.40 | 153.00 | 600-699 | 145.00-181.50 | 162.88 | 181.50 |
| 800-899 | 130.00-169.00 | 145.87 | 185.50 | 500-599 | 131.00-190.00 | 162.60 | 219.00 |
| 700-799 | 98.00-189.50 | 166.89 | 189.50 | 400-499 | 142.50-184.00 | 168.75 | 200.00 |
| 600-699 | 178.00-200.00 | 186.13 | 208.00 | 300-399 | 120.00-167.50 | 144.39 | 190.00 |
| 500-599 | 150.00-218.00 | 191.31 | 218.00 | 299- | 110.00-187.50 | 153.20 | 195.00 |
| 400-499 | 150.00-208.00 | 180.42 | 208.00 | | | | |
| 399- | 85.00-180.00 | 136.62 | 227.50 | | | | |

Replacement cattle sold on a steady market.





U.S. BOXED BEEF CUT-OUT VALUES (U.S. funds)

| | | |
|---|----------------|----------------|
| | Choice | Select |
| | 600-900 | 600-900 |
| Cutout Values (noon estimate): | 199.01 | 187.07 |
| Change (from yesterday's close): | +1.40 | +1.90 |
| Current Five Day Average: | 196.50 | 183.97 |

QUEBEC ELECTRONIC AUCTION MARKET (F.O.B. THE FEEDLOT)

| | | |
|--------------------------------|---------------|------------------------------|
| | Price | Change from Last Week |
| On Thursday, December 22, 2016 | 229.25-229.50 | -0.62 |

ALBERTA DIRECT TRADE

The Alberta direct trade was light this week with Canfax reporting live steers from \$153.00-\$155.00 averaging \$154.66 up \$0.70 from last week. Dressed steers sold at \$257.00 dressed up \$0.89 from last week. No heifer sales were reported.

| | | | | |
|----------------|------|---------------|-----------|--------|
| Steers | Live | 153.00-155.00 | Flat rail | 257.00 |
| Heifers | Live | N/T | Flat rail | N/T |

U.S. TRADE (U.S. funds)

The U.S. cash cattle trade yesterday, as reported by the USDA Mandatory Price Report, saw live sales range from \$111.00-\$116.00 with steers averaging \$115.14 up \$3.75 from last week, while heifers averaged \$114.81 up \$3.53. On the rail steers and heifers sold from \$177.00-\$180.00 dressed with steers averaging \$179.79 up \$5.66 from last week, while heifers averaged \$179.69 up \$4.83. Today a couple of bids surfaced at \$116.00 live and \$180.00 dressed but no sales are reported and it appears that business for the week has been wrapped up.

| | | |
|---------------------------------------|------|-----------------------------|
| Choice and Select Steers and Heifers: | Live | 110.50-116.00 for the week. |
| | Rail | 177.00-180.00 for the week. |

CHICAGO MERCANTILE EXCHANGE

Closing quotes on futures today were as follows:

| Live Cattle | | Feeder Cattle | | Corn | | Soybeans | | Canadian \$ | |
|-------------|--------------|---------------|--------------|------------|------------|------------|-------------|-------------|-------------|
| \$/cwt US | | \$/cwt US | | \$/bu US | | \$/bu US | | | |
| Dec | 114.57 +0.57 | Jan | 130.72 -0.40 | Mar | 3.456 -1.4 | Jan | 9.890 -5.4 | Spot | 73.85 -0.26 |
| Feb | 116.30 -0.50 | Mar | 126.70 -0.47 | May | 3.524 -1.4 | Mar | 9.974 -6.4 | Mar | 73.94 -0.26 |
| Apr | 114.32 -0.42 | Apr | 126.27 -0.35 | Jul | 3.600 -1.2 | May | 10.064 -6.6 | Jun | 74.03 -0.25 |
| Jun | 105.12 -0.10 | May | 124.77 -0.30 | Sep | 3.672 -1.2 | Jul | 10.132 -7.0 | Sep | 74.12 -0.24 |
| Aug | 100.67 +0.00 | Aug | 124.97 -0.25 | Dec | 3.762 -1.4 | Aug | 10.106 -7.0 | Dec | 74.23 -0.24 |
| Oct | 100.15 -0.07 | Sep | 122.92 -0.35 | Mar | 3.852 -1.2 | Sep | 9.950 -6.4 | Mar | 74.34 -0.24 |