



Daily Market Information Report - Monday, February 20, 2017

The following information is collected from various sources and disseminated by Beef Farmers of Ontario.

ONTARIO DIRECT TO PACKER RAILGRADE CATTLE TRADE

Prices are on a carcass weight basis before grade and weight discounts, **regardless of delivery date.**

Prices reported for Friday, February 17, 2017

A Grade Steers	249.00-252.00
A Grade Heifers	248.00-251.00

ONTARIO LIVE CATTLE TRADE

Ontario Stockyards Inc. is closed today in observation of Ontario's Family Day Holiday. Today's sale will run Tuesday February 21st at the regular time.

At **Kawartha Lakes Community Sale Barn, February 18, 2017 – 73 Cows, 3 Bulls, 34 Stockers & 36 Veal, 6 fed cattle**

	Price Range	Avg.	Top
Cows	65.00-88.00	74.26	93.00
Veal 126-300 lbs	95.00-170.00	124.15	170.00
Veal under 125 lbs	70.00-370.00	137.56	370.00

Cull cows, bulls and veal calves all sold on a steady market. Stockers sold on a strong demand. **March 22nd @ 11:00 am- Peterborough County Cattlemen's & Victoria Beef Farmers Special Stocker Sale! 90% Vaccinated.**

ONTARIO STOCKER & FEEDER TRADE

Stocker sale at **Brussels Livestock: February 17, 2017 – 882** stockers

Steers	Price Range	Average	Top	Heifers	Price Range	Average	Top
1000+ lbs	140.00-169.00	154.04	173.50	+900 lbs	144.50-156.00	150.01	159.00
900-999	165.00-180.00	174.00	180.00	800-899	146.00-157.00	151.35	157.00
800-899	173.00-180.50	178.14	186.00	700-799	156.00-174.00	169.84	185.00
700-799	172.00-185.00	175.48	185.00	600-699	150.00-176.00	161.03	198.00
600-699	172.00-209.00	191.63	209.00	500-599	150.00-192.00	173.40	205.00
500-599	172.00-236.00	203.95	236.00	400-499	164.00-207.00	186.33	207.00
400-499	207.00-236.00	218.94	236.00	300-399	180.00-185.00	181.00	185.00

Calves and yearlings sold on a good active trade at steady prices.

ONTARIO BRED COW SALES

Ontario Stockyards Inc, February 17, 2017- 118 Bred cows, **7** Cow calf pairs, **6** Bulls

	Exotic and Exotic X	British and British X
Top quality bred cows	\$1500-\$1750	N/T
Avg quality bred cows	\$1300-\$1500	\$1300-\$1500
Top quality cow/calf pairs	N/T	N/T
Avg quality cow/calf pairs	\$1500-\$1900	N/T

Lighter weight cows sold strong while big heavy cows were less active.

LIVE CATTLE EXPORTS-ONTARIO

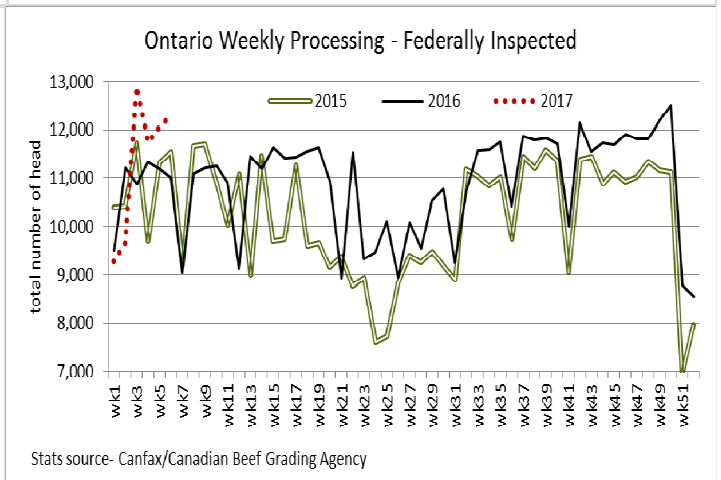
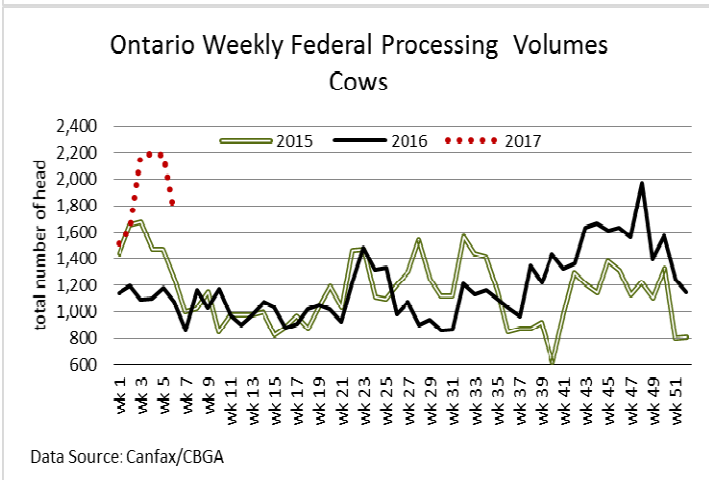
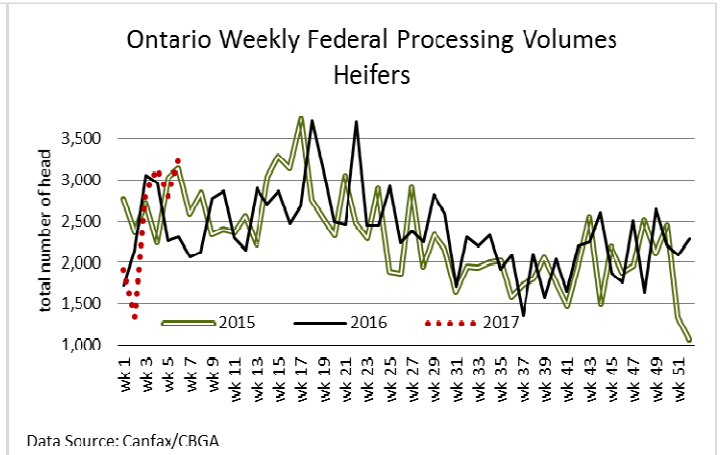
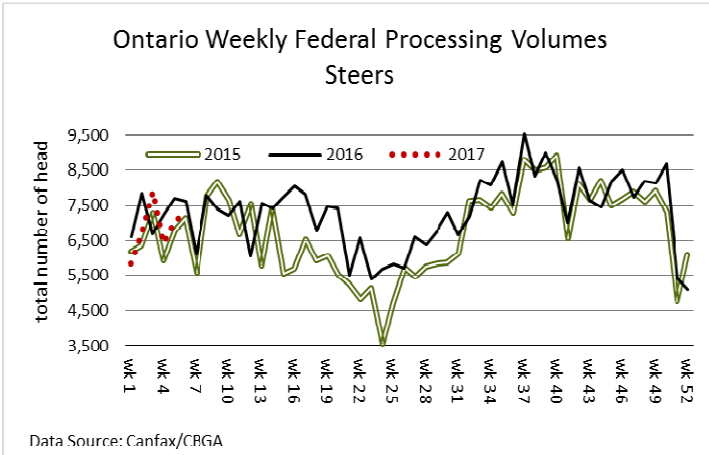
	Week ending Feb. 4, 2017	Week ending Jan. 28, 2017	Year to Date
Total live slaughter cattle exported from Ontario to the U.S.	3,178	2,857	14,739
Steers & Heifers	605	542	2,340
Cows	1,980	1,922	9,574
Bulls	593	393	2,825

AVERAGE CARCASS WEIGHTS – CANADA

	Steers	Heifers
February 4, 2017	913	827
January 28, 2017	918	829
February 6, 2016	944	858

FEDERALLY INSPECTED CANADIAN PROCESSING

	Week Ending February 11, 2017	# of hd change from week ago	YTD	% Change (Week Ago)	% Change (Year Ago)
Grand Total	50,606	+3,560	283,065	+8%	-0%
Western Slaughter	37,537	+3,328	210,778	+10%	-2%
Eastern Slaughter	13,069	+232	2,287	+2%	+5%



USDA ESTIMATED CATTLE PROCESSING VOLUME

	Week Ending February 18 2017	Previous Week	Year Ago
Grand Total	572,000	574,000	525,000

CANADIAN BOXED BEEF CUT-OUT VALUES

Week Ending	AAA	AA
February 10, 2017	2.5664	2.5103
February 3, 2017	2.5901	2.5329
January 27, 2017	2.5631	2.4948

The U.S. cash cattle trade and the Chicago Mercantile Exchange
are closed today as the U.S. celebrates their Presidents Day Holiday.