



## Daily Market Information Report – Monday, March 6, 2017

The following information is collected from various sources and disseminated by Beef Farmers of Ontario.

### ONTARIO DIRECT TO PACKER RAILGRADE CATTLE TRADE

Prices are on a carcass weight basis before grade and weight discounts, *regardless of delivery date.*

<b>A Grade Steers</b>	258.00-260.00
<b>A Grade Heifers</b>	257.00-259.00

### ONTARIO LIVE CATTLE TRADE

Today at **Ontario Stockyards Inc.:** 27 veal on offer

	Price Range	Top
<b>Veal calves 600 lbs +</b>	113.00-128.00	131.00
<b>Veal calves 451-600 lbs</b>	-	-

Veal calves sold barely steady on the light run of average quality veal. *March 7<sup>th</sup> @ 11:00 am- Special Spring All Vaccinated Stocker Sale with 900 expected!*

At **Kawartha Lakes Community Sale Barn, March 4, 2017** – 73 Cows, 7 Bulls, 80 Stockers & 44 Veal

	Price Range	Avg.	Top
<b>Cows</b>	70.00-93.00	79.84	95.50
<b>Bulls over 1600 lbs</b>	83.50-106.50	98.99	106.50
<b>Veal 600 lbs+</b>	110.00-122.00	113.15	122.00
<b>Veal under 125 lbs</b>	80.00-175.00	132.14	1756.00

Cull cows sold at prices \$1.00-\$2.00 cwt higher. Stockers sold actively on a good demand. *March 22<sup>nd</sup> @ 11:00 am- Peterborough County Cattlemen's & Victoria Beef Farmers Special Stocker Sale! 90% Vaccinated.*

### ONTARIO STOCKER & FEEDER TRADE

Stocker sale at **Brussels Livestock: March 3, 2017** – 829 stockers

<b>Steers</b>	<b>Price Range</b>	<b>Average</b>	<b>Top</b>	<b>Heifers</b>	<b>Price Range</b>	<b>Average</b>	<b>Top</b>
<b>1000+ lbs</b>	145.50-165.25	156.43	165.25	<b>+900 lbs</b>	141.50-154.25	149.05	158.50
<b>900-999</b>	144.00-168.50	155.46	168.50	<b>800-899</b>	138.00-156.00	150.02	156.00
<b>800-899</b>	145.00-161.50	151.17	163.00	<b>700-799</b>	134.00-156.00	147.75	156.00
<b>700-799</b>	140.00-176.00	165.83	187.00	<b>600-699</b>	118.00-165.00	144.22	180.00
<b>600-699</b>	129.00-215.00	177.88	215.00	<b>500-599</b>	134.00-180.00	156.06	189.00
<b>500-599</b>	164.00-225.00	187.98	225.00	<b>400-499</b>	135.00-178.00	158.00	190.00
<b>400-499</b>	172.00-213.00	189.50	217.00	<b>300-399</b>	125.00-207.00	177.00	207.00
<b>399-</b>	142.00-197.00	170.80	197.00				

Calves and yearlings sold on a selective demand at steady prices.

### LIVE CATTLE EXPORTS-ONTARIO

	<b>Week ending Feb. 18, 2017</b>	<b>Week ending Feb. 11, 2017</b>	<b>Year to Date</b>
<b>Total live slaughter cattle</b> exported from Ontario to the U.S.	<b>2,464</b>	<b>2,464</b>	<b>19,667</b>
<b>Steers &amp; Heifers</b>	418	345	3,103
<b>Cows</b>	1,426	1,509	12,509
<b>Bulls</b>	620	610	4,055

### AVERAGE CARCASS WEIGHTS – CANADA

	<b>Steers</b>	<b>Heifers</b>
<b>February 25, 2017</b>	911	832
<b>February 18, 2017</b>	907	819
<b>February 27, 2016</b>	943	851

### FEDERALLY INSPECTED CANADIAN PROCESSING

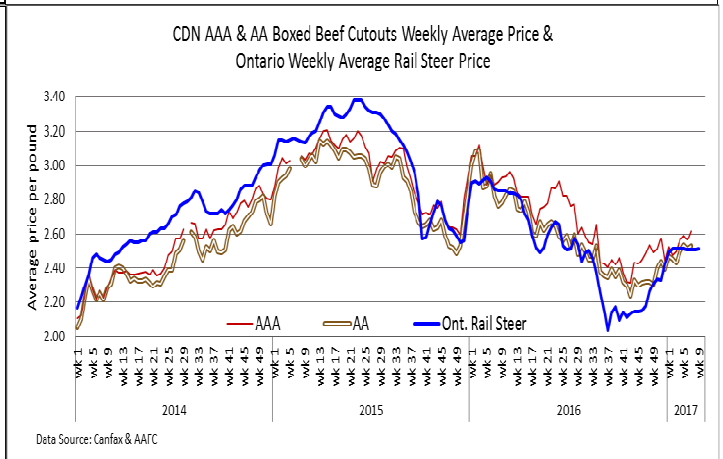
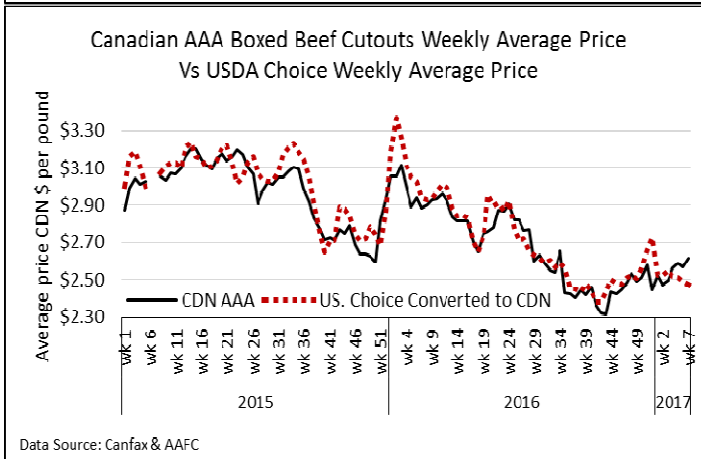
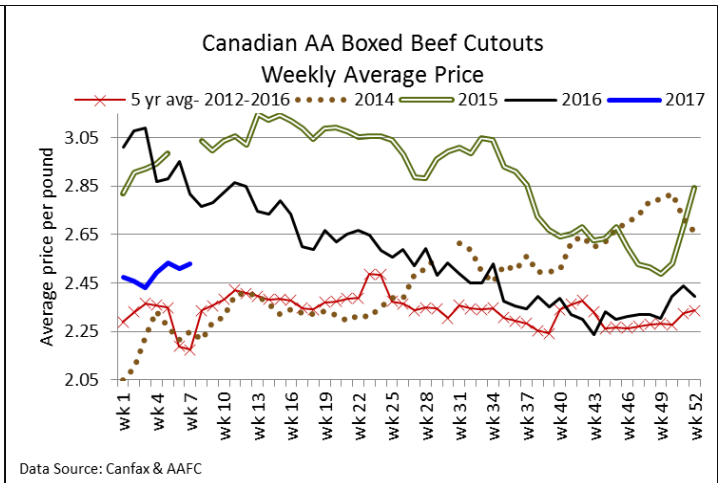
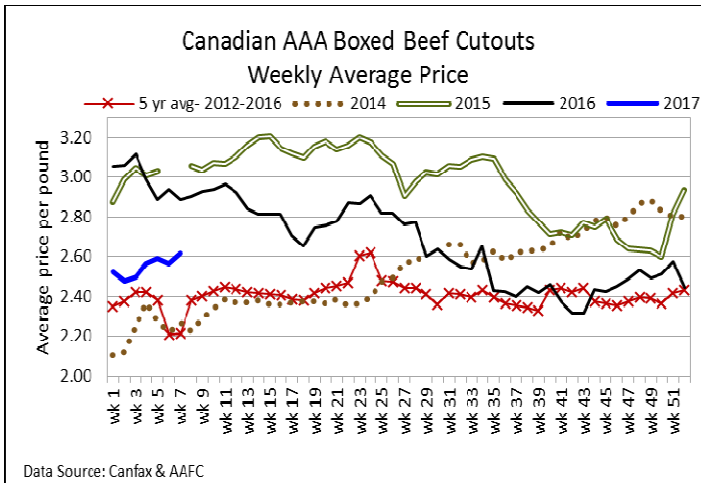
	<i>Week Ending</i> February 25, 2017	<i># of hd change</i> from week ago	<i>YTD</i>	<i>% Change</i> (Week Ago)	<i>% Change</i> (Year Ago)
<b>Grand Total</b>	43,778	-9,876	380,497	-18%	+3%
<b>Western Slaughter</b>	32,214	-8,595	283,801	-21%	+1%
<b>Eastern Slaughter</b>	11,564	-1,281	96,696	-10%	+8%

### USDA ESTIMATED CATTLE PROCESSING VOLUME

	<i>Week Ending</i> March 4, 2017	<i>Previous Week</i>	<i>Year Ago</i>
<b>Grand Total</b>	581,000	575,000	537,000

### CANADIAN BOXED BEEF CUT-OUT VALUES

<b>Week Ending</b>	<b>AAA</b>	<b>AA</b>
February 17, 2017	2.6150	2.5303
February 10, 2017	2.5664	2.5103
February 3, 2017	2.5901	2.5329



### U.S. BOXED BEEF CUT-OUT VALUES (U.S. funds)

	<b>Choice 600-900</b>	<b>Select 600-900</b>
<b>Cutout Values</b> (noon estimate):	210.03	205.34
<b>Change</b> (from yesterday's close):	+1.96	+1.29
<b>Current Five Day Average:</b>	205.86	201.81

### U.S. TRADE (U.S. funds)

The U.S. cash cattle trade was quiet today as both sides took inventory and new show lists were distributed. This week's offering is reported as steady in volume, larger in the south and smaller in the north. Asking prices are currently undefined, but are expected to be higher than last week. Active trading is not expected to develop before the second half of the week.

### CHICAGO MERCANTILE EXCHANGE

Closing quotes on futures today were as follows:

<b>Live Cattle</b>		<b>Feeder Cattle</b>		<b>Corn</b>		<b>Soybeans</b>		<b>Canadian \$</b>	
\$/cwt US		\$/cwt US		\$/bu US		¢/bu			
<b>Apr</b>	115.55 -0.42	<b>Mar</b>	124.07 -0.15	<b>Mar</b>	3.726 -2.0	<b>Mar</b>	10.266 -0.2	<b>Spot</b>	74.56 -0.05
<b>Jun</b>	106.27 -0.47	<b>Apr</b>	122.67 -0.27	<b>May</b>	3.784 -2.2	<b>May</b>	10.372 -0.2	<b>Mar</b>	74.55 -0.06
<b>Aug</b>	102.07 -0.20	<b>May</b>	122.20 -0.20	<b>Jul</b>	3.854 -1.6	<b>Jul</b>	10.460 +0.0	<b>Jun</b>	74.58 -0.06
<b>Oct</b>	102.22 -0.12	<b>Aug</b>	124.35 +0.00	<b>Sep</b>	3.914 -1.4	<b>Aug</b>	10.460 +0.0	<b>Sep</b>	74.61 -0.06
<b>Dec</b>	103.47 -0.10	<b>Sep</b>	124.15 -0.02	<b>Dec</b>	3.980 -1.2	<b>Sep</b>	10.316 -0.2	<b>Dec</b>	74.64 -0.06
<b>Feb</b>	103.42 -0.27	<b>Oct</b>	123.17 +0.00	<b>Mar</b>	4.062 -1.0	<b>Nov</b>	10.216 -0.2	<b>Mar</b>	74.68 -0.06

Beef Farmers of Ontario, 130 Malcolm Road, Guelph, ON N1K 1B1 Phone: (519) 824-0334 Fax: (519) 824-1930 or email: [markets@ontariobeef.com](mailto:markets@ontariobeef.com)