



Daily Market Information Report – Monday, March 20, 2017

The following information is collected from various sources and disseminated by Beef Farmers of Ontario.

ONTARIO DIRECT TO PACKER RAILGRADE CATTLE TRADE

Prices are on a carcass weight basis before grade and weight discounts, *regardless of delivery date.*

A Grade Steers	265.00
A Grade Heifers	264.00

ONTARIO LIVE CATTLE TRADE

Today at **Ontario Stockyards Inc.:** 76 veal on offer

	Price Range	Top
Veal calves 600 lbs +	105.50-123.00	129.50
Veal calves 451-600 lbs	88.00-120.00	123.50

Veal calves sold on a steady to higher market. *April 4th @ 11:00 am- All Vaccinated Spring Stocker Sale!*

At **Kawartha Lakes Community Sale Barn, March 18, 2017** – 111 Cows, 7 Bulls, 39 Stockers & 73 Veal

	Price Range	Avg.	Top
Cows	72.00-93.00	81.43	95.00
Bulls over 1600 lbs	100.00-112.00	107.43	112.00
Veal 600 lbs+	95.00-115.00	102.01	117.50
Veal under 125 lbs	67.50-205.00	144.37	205.00

All classes of cattle sold on a steady market. *March 22nd @ 11:00am - Peterborough County Cattlemen's & Victoria Beef Farmers special Stocker sale (90% vaccinated).*

ONTARIO STOCKER & FEEDER TRADE

Stocker sale at **Brussels Livestock: March 17, 2017** – 801 Stockers

Steers	Price Range	Average	Top	Heifers	Price Range	Average	Top
1000+ lbs	149.00-169.50	163.24	173.00	900+ lbs	159.75-166.00	162.39	166.00
900-999	156.50-175.75	167.64	175.75	800-899	143.00-163.75	157.56	172.50
800-899	166.00-187.75	180.06	187.75	700-799	156.00-176.00	169.50	176.00
700-799	163.00-191.00	180.28	191.00	600-699	163.00-184.00	176.96	192.00
600-699	168.00-207.00	189.56	222.00	500-599	172.00-200.00	188.11	202.00
500-599	210.00-230.00	219.67	234.00	400-499	190.00-219.00	215.08	219.00
400-499	200.00-227.00	220.63	227.00	300-399	215.00-240.00	230.00	240.00
399-	190.00-231.00	209.14	231.00				

Calves and yearlings sold on a good strong active trade with calves up \$5.00-\$10.00 & yearlings \$3.00-\$5.00 cwt higher.

Stocker sale at **Community Livestock Exchange, Quinte Cattlemen's Sale- March 17, 2017** – 721 Stockers

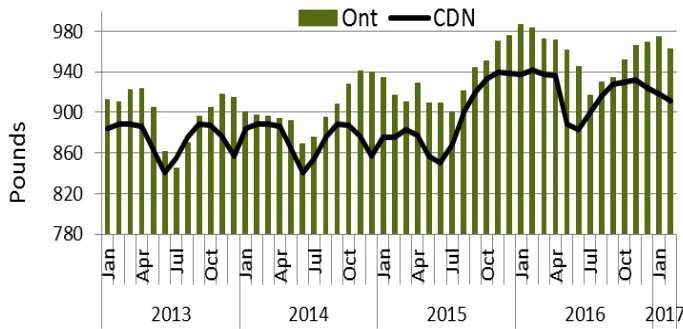
Steers	Price Range	Average	Top	Heifers	Price Range	Average	Top
1000+ lbs	139.99-168.99	160.69	168.99	900+ lbs	106.00-155.00	131.80	155.00
900-999	158.00-169.50	165.59	169.50	800-899	148.99-164.99	158.09	164.99
800-899	140.99-188.99	170.79	188.99	700-799	105.00-194.99	162.90	194.99
700-799	141.50-200.00	178.00	200.00	600-699	113.99-189.99	165.79	189.99
600-699	125.00-222.99	198.50	222.99	500-599	130.00-208.99	178.09	208.99
500-599	153.00-239.99	215.30	239.99	400-499	178.00-208.00	194.50	208.00
400-499	197.99-237.00	225.09	237.00	300-399	119.99-200.00	179.29	200.00

A good offering of 721 comprised of 466 steers and 255 heifers with over 90% vaccinated - steers in the 4 - 7-weight categories sold especially strongly with most other categories of steers and heifers approximating the overall Ontario market. There were 53 consignors and 25 purchasing buyers. *Next Quinte Cattlemen's Sale- May 5th @11:00 -100% vaccinated, farm fresh stockers.*

LIVE CATTLE EXPORTS-ONTARIO

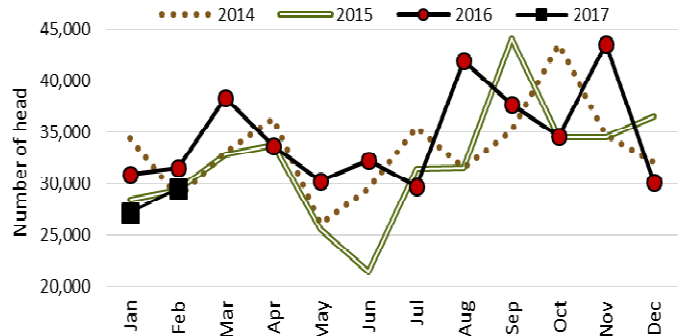
	Week ending Mar. 4, 2017	Week ending Feb. 25, 2017	Year to Date
Total live slaughter cattle exported from Ontario to the U.S.	2,613	2,761	25,041
Steers & Heifers	470	482	4,055
Cows	1,663	1,819	15,991
Bulls	480	460	4,995

Federally and Provincially Inspected Plants Steers Average Warm Carcass weight Monthly.



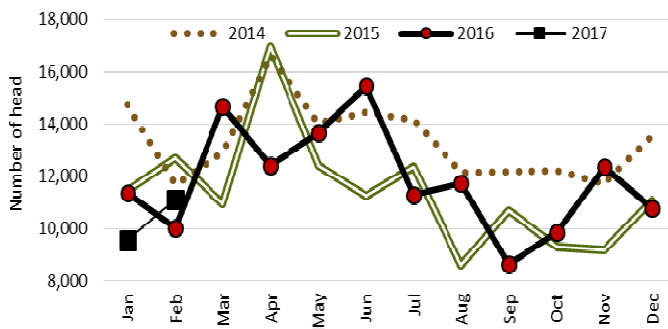
Data source: Canfax/CBGA

Ontario Federal and Provincial Monthly Processing Volumes for Steers



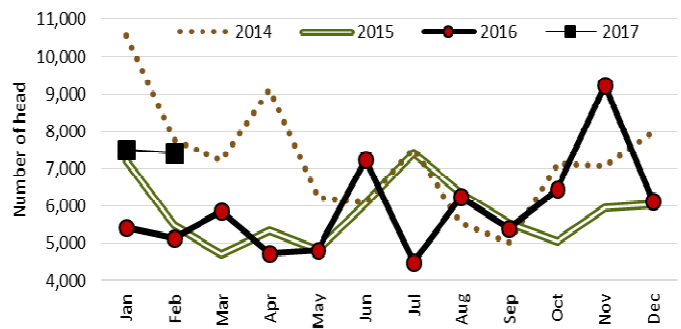
Data Source: Canfax/CBGA

Ontario Federal and Provincial Monthly Processing Volumes for Heifers



Data Source: Canfax/CBGA

Ontario Federal and Provincial Monthly Processing Volumes for Cows



Data Source: Canfax/CBGA

AVERAGE CARCASS WEIGHTS – CANADA

	Steers	Heifers
March 11, 2017	921	840
March 4, 2017	913	826
March 12, 2016	937	853

FEDERALLY INSPECTED CANADIAN PROCESSING

	Week Ending	# of hd change	YTD	% Change	% Change
	March 11, 2017	from week ago		(Week Ago)	(Year Ago)
Grand Total	50,425	-4,311	435,233	-8%	+4%
Western Slaughter	36,346	-4,479	324,726	-11%	+2%
Eastern Slaughter	14,079	+268	110,507	+2%	+10%

USDA ESTIMATED CATTLE PROCESSING VOLUME

	<i>Week Ending March 18, 2017</i>	<i>Previous Week</i>	<i>Year Ago</i>
Grand Total	585,000	587,000	550,000

U.S. BOXED BEEF CUT-OUT VALUES (U.S. funds)

	Choice 600-900	Select 600-900
Cutout Values (noon estimate):	223.10	214.09
Change (from yesterday's close):	-0.33	-0.39
Current Five Day Average:	221.56	213.54

U.S. TRADE (U.S. funds)

The U.S. cash cattle trade was quiet as both sides took inventory and new show lists were distributed. This week's offering is larger in volume in the south and lighter in the north, but the overall offering is slightly larger. Asking prices are expected to be higher following stronger prices last week, somewhere around \$130.00 plus live in the south and \$212.00-\$214.00 dressed in the north.

CHICAGO MERCANTILE EXCHANGE

Closing quotes on futures today were as follows:

Live Cattle			Feeder Cattle			Corn			Soybeans			Canadian \$		
\$ /cwt US			\$ /cwt US			\$ /bu US			¢ /bu					
Apr	118.90	-0.42	Mar	131.47	+0.15	May	3.634	-4.0	May	9.994	-0.4	Spot	74.82	-0.12
Jun	109.80	+0.12	Apr	132.45	+0.82	Jul	3.712	-3.6	Jul	10.094	-0.4	Apr	74.88	-0.12
Aug	105.65	+0.20	May	131.27	+0.90	Sep	3.784	-3.6	Aug	10.110	+0.0	May	74.90	-0.12
Oct	105.82	+0.57	Aug	131.77	+0.72	Dec	3.862	-3.4	Sep	10.012	+0.2	Jun	74.93	-0.12
Dec	106.65	+0.62	Sep	130.75	+0.87	Mar	3.960	-3.2	Nov	9.934	+0.0	Sep	74.97	-0.12
Feb	106.50	+0.52	Oct	129.02	+0.82	May	4.004	-3.4	Jan	9.984	+0.0	Dec	75.04	-0.12

Beef Farmers of Ontario, 130 Malcolm Road, Guelph, ON N1K 1B1 Phone: (519) 824-0334 Fax: (519) 824-1930 or email: markets@ontariobeef.com