



Daily Market Information Report – Monday, June 5, 2017

The following information is collected from various sources and disseminated by Beef Farmers of Ontario.

ONTARIO DIRECT TO PACKER RAILGRADE CATTLE TRADE

Prices are on a carcass weight basis before grade and weight discounts, *regardless of delivery date.*

A Grade Steers	296.00-298.00
A Grade Heifers	295.00-297.00

ONTARIO LIVE CATTLE TRADE

Today at **Ontario Stockyards Inc.:** 63 veal on offer

	Price Range	Top
Veal calves 600 lbs +	111.50-127.50	158.00
Veal calves 451-600 lbs	N/T	

Most calves sold steady with lighter veal calves trading slightly stronger.

At **Kawartha Lakes Community Sale Barn, June 3, 2017 – 118 Cows, 8 Bulls, 74 Stockers & 38 Veal**

	Price Range	Avg.	Top
Cows	82.50-109.00	95.00	122.00
Bulls under 1600 lbs	93.00-126.00	116.99	126.00
Bulls over 1600 lbs	120.00-128.50	124.09	128.50
Veal 600 lbs+	116.00-135.00	118.82	135.00
Veal 126-300 lbs	180.00-385.00	248.46	385.00
Veal 125 and under	200.00-400.00	267.28	400.00

Cows and bulls sold on a steady market while veal sold steady to higher. Grass weight stockers continued to sell well.

ONTARIO STOCKER & FEEDER TRADE

Stocker sale at **Brussels Livestock: June 2, 2017 – 1,312 Stockers**

Steers	Price Range	Average	Top	Heifers	Price Range	Average	Top
1000+ lbs	173.00-185.00	177.81	186.00	900+ lbs	172.50-181.25	176.07	184.00
900-999	177.50-188.50	182.31	192.00	800-899	171.50-183.50	178.73	183.50
800-899	160.00-205.00	188.68	205.00	700-799	168.00-192.50	181.73	192.50
700-799	186.00-224.00	209.27	224.00	600-699	177.00-200.00	189.19	210.00
600-699	200.00-250.00	226.76	254.00	500-599	187.00-220.00	206.43	232.00
500-599	220.00-261.00	246.26	261.00	400-499	197.00-201.00	199.93	235.00
400-499	230.00-272.00	264.50	272.00	300-399	200.00-262.00	230.67	262.00
399-	230.00-240.00	235.00	240.00				

All classes of cattle sold on a strong active trade at higher prices.

ONTARIO BRED COW SALES

Kawartha Lakes Community Sale Barn, June 3, 2017- 80 Bred cows, 100 Cow calf pairs

	Exotic and Exotic X	British and British X
Top quality bred cows	\$2300-\$2600	\$2100-\$2300
Avg quality bred cows	\$1800-\$2200	\$1600-\$2000
Top quality cow/calf pairs	\$2600-\$3200	\$2000-\$2500
Avg quality cow/calf pairs	\$2000-\$2500	\$1700-\$2000

All cattle sold actively with good buyer demand.

LIVE CATTLE EXPORTS-ONTARIO

	Week ending May 20, 2017	Week ending May 13, 2017	Year to Date
Total live slaughter cattle exported from Ontario to the U.S.	2,610	3,200	57,854
Steers & Heifers	638	1,098	13,096
Cows	1,474	1,477	34,011
Bulls	498	625	10,747

USDA ESTIMATED CATTLE PROCESSING VOLUME

	Week Ending June 3, 2017	Previous Week	Year Ago
Grand Total	550,000	613,000	527,000

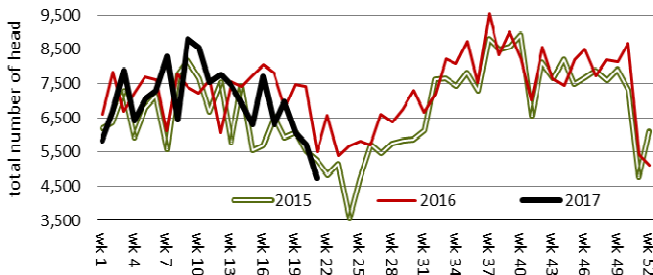
FEDERALLY INSPECTED CANADIAN PROCESSING

	Week Ending May 27, 2017	# of hd change from week ago	YTD	% Change (Week Ago)	% Change (Year Ago)
Grand Total	44,696	-11,765	1,053,663	-21%	+6%
Western Slaughter	35,743	-9,283	799,422	-21%	+6%
Eastern Slaughter	8,953	-2,500	254,241	-22%	+6%

AVERAGE CARCASS WEIGHTS – CANADA

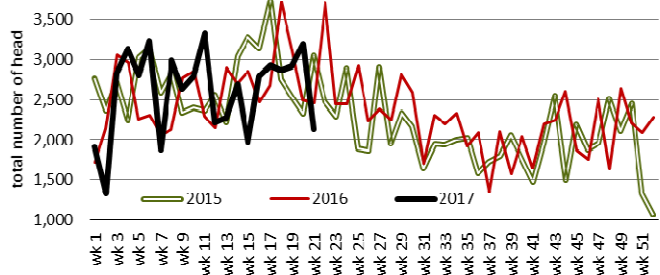
	Steers	Heifers
May 27, 2017	839	788
May 20, 2017	839	777
May 28, 2016	874	813

Ontario Weekly Federal Processing Volumes
Steers



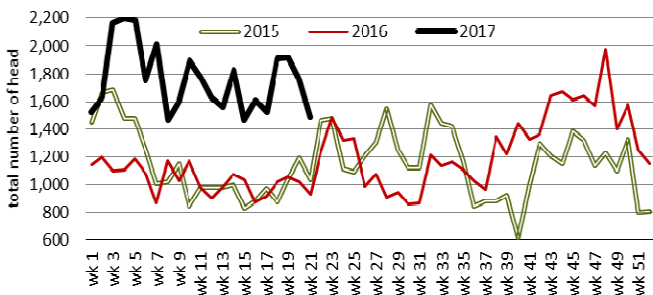
Data Source: Canfax/CBGA

Ontario Weekly Federal Processing Volumes
Heifers



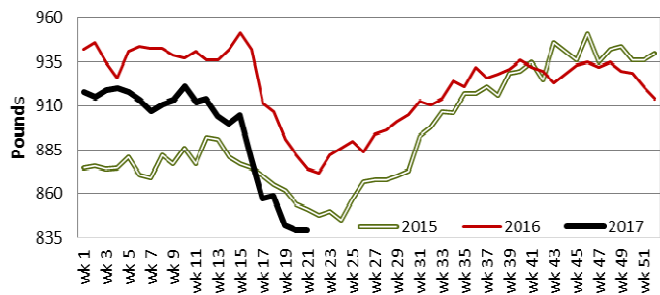
Data Source: Canfax/CBGA

Ontario Weekly Federal Processing Volumes
Cows



Data Source: Canfax/CBGA

Canadian Steer Carcass Weights -
Weekly Average



Data Source: Canfax & CBGA

U.S. BOXED BEEF CUT-OUT VALUES (U.S. funds)

	Choice 600-900	Select 600-900
Cutout Values (noon estimate):	247.42	+219.88
Change (from yesterday's close):	+2.18	+1.82
Current Five Day Average:	245.44	218.27

U.S. TRADE (U.S. funds)

The U.S. cash cattle trade was very quiet today as both sides took inventory and new show lists were distributed. This week's offering is larger in all feeding states except Texas which has fewer than last week. Asking prices are currently undefined but given the stronger market last week, they are expected to be around \$138.00-\$140.00 live in the south and \$220.00-\$222.00 plus dressed in the north! Active trade is not expected to develop before Wednesday at the earliest.

Choice and Select Steers and Heifers:	Live	N/T
	Rail	N/T

CHICAGO MERCANTILE EXCHANGE

Closing quotes on futures today were as follows:

Live Cattle			Feeder Cattle			Corn		Soybeans		Canadian \$				
\$/cwt US			\$/cwt US			\$/bu US		\$/bu US						
Jun	132.10	+1.27	Aug	159.87	+1.15	Jul	3.730	+0.2	Jul	9.220	+0.6	Spot	74.22	+0.12
Aug	126.20	+0.15	Sep	159.35	+1.52	Sep	3.812	+0.4	Aug	9.250	+1.2	Jun	74.23	+0.11
Oct	121.55	+0.45	Oct	157.50	+1.80	Dec	3.920	+1.0	Sep	9.254	+1.6	Jul	74.28	+0.11
Dec	121.85	+0.37	Nov	154.87	+2.22	Mar	4.016	+1.0	Nov	9.280	+2.4	Aug	74.31	+0.10
Feb	121.92	+0.60	Jan	148.77	+2.92	May	4.076	+0.6	Jan	9.356	+2.4	Sep	74.36	+0.11
Apr	120.02	+1.07	Mar	145.25	+3.07	Jul	4.132	+1.0	Mar	9.412	+3.0	Dec	74.40	+0.11

Beef Farmers of Ontario, 130 Malcolm Road, Guelph, ON N1K 1B1 Phone: (519) 824-0334 Fax: (519) 824-1930 or email: markets@ontariobeef.com