



Daily Market Information Report – Monday, June 19, 2017

The following information is collected from various sources and disseminated by Beef Farmers of Ontario.

ONTARIO DIRECT TO PACKER RAILGRADE CATTLE TRADE

Prices are on a carcass weight basis before grade and weight discounts, *regardless of delivery date.*

A Grade Steers	Unestablished
A Grade Heifers	Unestablished

ONTARIO LIVE CATTLE TRADE

Today at **Ontario Stockyards Inc.:** 42 veal on offer

	Price Range	Top
Veal calves 600 lbs +	114.00-126.50	132.00
Veal calves 451-600 lbs	95.00-100.00	117.00

Good veal calves sold at prices \$3.00-\$5.00 cwt higher with all others selling steady.

At **Kawartha Lakes Community Sale Barn, June 17, 2017** – 118 Cows, 3 Bulls, 53 Stockers & 81 Veal

	Price Range	Avg.	Top
Cows	87.00-109.00	93.90	112.00
Bulls under 1600 lbs	N/A		
Bulls over 1600 lbs	106.00-140.50	124.96	140.50
Veal 600 lbs+	108.00-142.50	113.87	142.50
Veal 126-300 lbs	97.50-320.00	179.68	320.00
Veal 125 and under	190.00-335.00	244.93	360.00

Stockers sold strong, veal sold steady and cows and bulls sold on a steady market.

ONTARIO STOCKER & FEEDER TRADE

Stocker sale at **Brussels Livestock: June 16, 2017** – 1,092 Stockers

Steers	Price Range	Average	Top	Heifers	Price Range	Average	Top
1000+ lbs	165.00-177.25	170.31	181.00	900+ lbs	156.50-172.75	164.01	178.00
900-999	166.00-187.00	178.23	209.00	800-899	154.00-181.00	169.83	191.50
800-899	156.00-201.50	184.22	212.00	700-799	159.00-204.00	185.30	204.00
700-799	185.00-237.00	208.59	244.00	600-699	178.00-208.00	183.39	217.00
600-699	137.00-250.00	213.20	275.00	500-599	170.00-247.00	208.11	247.00
500-599	162.00-258.00	206.00	276.00	400-499	212.00-220.00	212.89	235.00
400-499	237.00-270.00	255.00	275.00				
399-	227.00-260.00	237.25	260.00				

Calves sold on a strong active trade at steady prices with yearlings selling actively on an easier market.

LIVE CATTLE EXPORTS-ONTARIO

	Week ending June 3, 2017	Week ending May 27, 2017	Year to Date
Total live slaughter cattle exported from Ontario to the U.S.	2,072	2,390	62,316
Steers & Heifers	413	509	14,018
Cows	1,237	1,275	36,523
Bulls	422	606	11,775

USDA ESTIMATED CATTLE PROCESSING VOLUME

**Week Ending
June 17, 2017**

Previous Week

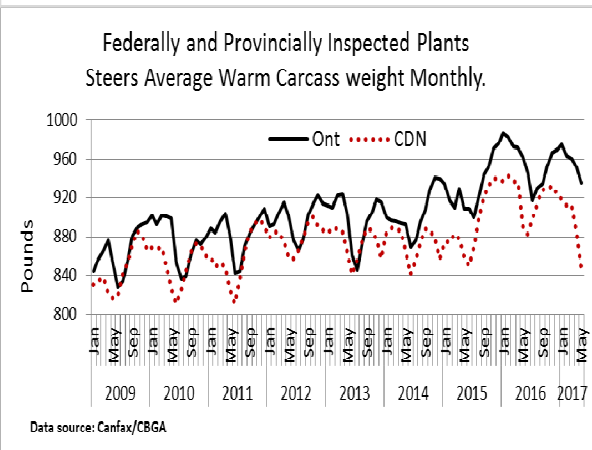
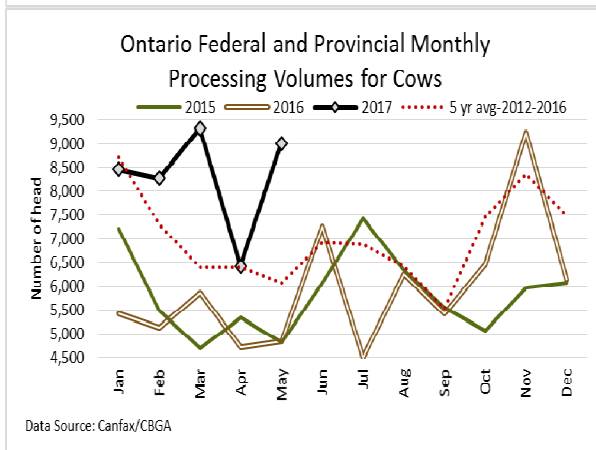
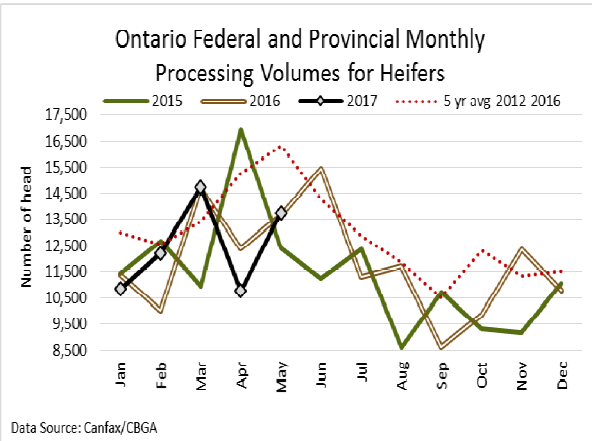
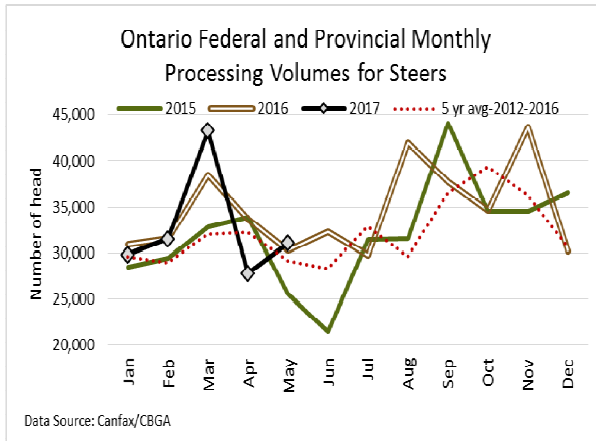
Year Ago

Grand Total

628,000

622,000

606,000



FEDERALLY INSPECTED CANADIAN PROCESSING

	Week Ending June 3, 2017	# of hd change from week ago	YTD	% Change (Week Ago)	% Change (Year Ago)
Grand Total	60,388	+15,692	1,114,051	+35%	+7%
Western Slaughter	48,723	+12,890	848,145	+36%	+7%
Eastern Slaughter	11,665	+2,712	265,906	+30%	+5%

AVERAGE CARCASS WEIGHTS – CANADA

	Steers	Heifers
June 10, 2017	845	806
June 3, 2017	838	774
June 11, 2016	882	810

CANADIAN BOXED BEEF CUT-OUT VALUES

Week Ending	AAA	AA
June 9, 2017	3.1599	2.7792
June 2, 2017	3.1438	2.7972
May 26, 2017	3.1009	2.8391

U.S. BOXED BEEF CUT-OUT VALUES (U.S. funds)

	Choice 600-900	Select 600-900
Cutout Values (noon estimate):	250.91	222.42
Change (from yesterday's close):	+1.07	+2.62
Current Five Day Average:	250.86	220.84

U.S. TRADE (U.S. funds)

The U.S. cash cattle trade last week was under pressure with prices declining as the week progressed. Sales in the south started out Tuesday from \$130.00-\$134.00 live, but by week's end trade was from \$124.00-\$130.00. This week's average prices, as reported by the USDA Mandatory Price Report, saw live steers average \$130.12 down \$5.95 from the previous week, while heifers averaged \$130.36 down \$6.26. IN the north dressed deals followed the same trend starting the week from \$208.00-\$216.00 dressed down to \$200.00-\$208.00 by week's end. This week's average price for steers was \$205.94 down \$12.42 from the previous week, while heifers averaged \$206.53 down \$11.01. Today, the market was quiet as new show lists were distributed. This week's offering is reported to be larger in all feeding states except for Texas, which has fewer cattle on offer. Bids and asking prices are undefined.

Choice and Select Steers and Heifers:	Live	N/T
	Rail	N/T

CHICAGO MERCANTILE EXCHANGE

Closing quotes on futures today were as follows:

Live Cattle			Feeder Cattle			Corn			Soybeans			Canadian \$		
\$/cwt US			\$/cwt US			\$/bu US		¢/bu		\$/bu US		¢/bu		
Jun	120.00	-1.70	Aug	145.00	-2.87	Jul	3.752	-8.6	Jul	9.376	-1.2	Spot	75.58	-0.06
Aug	116.10	-2.07	Sep	144.47	-2.87	Sep	3.832	-8.6	Aug	9.416	-1.4	Jun	75.57	-0.07
Oct	113.70	-1.65	Oct	142.90	-2.92	Dec	3.932	-8.6	Sep	9.436	-1.2	Jul	75.62	-0.07
Dec	114.42	-1.65	Nov	141.45	-2.67	Mar	4.024	-8.6	Nov	9.484	-1.4	Aug	75.65	-0.07
Feb	114.72	-1.65	Jan	136.32	-2.17	May	4.080	-8.4	Jan	9.554	-1.4	Sep	75.69	-0.07
Apr	112.82	-1.52	Mar	134.40	-2.17	Jul	4.130	-8.4	Mar	9.606	-1.4	Dec	75.72	-0.07

Beef Farmers of Ontario, 13112.820-1.52 Malcolm Road, Guelph, ON N1K 1B1 Phone: (519) 824-0334 Fax: (519) 824-1930 or email: markets@ontariobeef.com