



## Daily Market Information Report - Tuesday, August 8, 2017

The following information is collected from various sources and disseminated by Beef Farmers of Ontario.

### ONTARIO DIRECT TO PACKER RAILGRADE CATTLE TRADE

Prices are on a carcass weight basis before grade and weight discounts. *(Prices for today regardless of delivery date).*

<b>A Grade Steers</b>	245.00-250.00
<b>A Grade Heifers</b>	244.00-249.00

### ONTARIO LIVE CATTLE TRADE

Today at **Brussels Livestock**: 125 Fed Cattle & 150 Cows

	Price Range	Top
<b>Choice Steers &amp; Heifers</b>	148.00-151.00	152.00
<b>Second Cut Cattle</b>	144.00-148.00	
<b>Good Beef Cows</b>	95.00-105.00	122.00
<b>Export Cows</b>	85.00-95.00	99.50
<b>D1 &amp; D2</b>	93.00-96.00	101.00
<b>D3</b>	82.00-89.00	
<b>D4</b>	78.00-84.00	

Fed steers and heifers sold \$2.00-\$3.00 cwt lower on a selective demand. Cull cows sold steady on a selective market.

Today at **Ontario Livestock Exchange**: 319 Veal & 116 Cows

	Price Range	Top
<b>Top quality Cows</b>	84.00-93.00	109.00
<b>Beef Veal</b>	135.00-160.00	
<b>Good Holstein Veal</b>	119.00-142.00	
<b>Medium Holstein Veal</b>	109.00-122.00	
<b>Plain Holstein Veal</b>	92.00-102.00	
<b>Heavy Holstein Veal</b>	115.00-124.00	

Veal sold on a strong demand at higher prices. Cows sold on a steady trade.

Today at **Keady Livestock Market**: 490 Stockers, 15 Cows & bulls

	Price Range
<b>Good Cows</b>	64.00-89.00

Stocker and feeder cattle sold on a fully steady market. Cows sold at prices \$2.00-\$3.00 cwt lower.

At **Ontario Stockyards Inc., August 7, 2017**: 19 Veal on offer.

	Price Range	Top
<b>Veal calves +600 lbs</b>	117.00-152.00	168.00

Veal sold on a steady market.

At **Kawartha Lakes Co-op Auction Market: August 5, 2017** – 2 fed cattle, 106 cows, 5 bulls, 73 veal, 21 stockers

	Price Range	Average	Top
<b>Cows</b>	74.00-96.00	82.82	102.00
<b>Veal calves +600 lbs</b>	106.00-124.00	113.51	124.00
<b>Veal calves 125 lbs</b>	137.50-227.50	181.50	272.50

Cows, bulls and stockers all sold on a steady market, while veal calves sold strong.

Ontario auction sales on **Friday, Saturday and Monday** saw weighted prices for:

	Volume	Price Range	Average	Top
Cows	318	73.94-95.84	83.02	114.00
Bulls under 1600 lbs	5	111.60-119.60	114.95	126.00
Bulls over 1600 lbs	8	124.25-141.75	133.03	148.50
Veal Calves over 600 lbs	42	106.98-144.67	123.46	172.00
Veal Calves under 125 lbs	565	117.66-228.05	166.66	300.00

Stocker sale at **Brussels Livestock: August 4, 2017 – 969** Stockers

<b>Steers</b>	<b>Price Range</b>	<b>Average</b>	<b>Top</b>	<b>Heifers</b>	<b>Price Range</b>	<b>Average</b>	<b>Top</b>
<b>1000+</b>	156.50-174.50	165.34	178.00	<b>900+</b>	142.25-155.50	151.28	167.00
<b>900-999</b>	168.00-183.50	175.31	183.50	<b>800-899</b>	152.00-173.75	164.29	173.75
<b>800-899</b>	187.50-193.00	188.98	193.00	<b>700-799</b>	161.00-182.00	172.43	182.50
<b>700-799</b>	180.00-222.50	205.95	222.50	<b>600-699</b>	145.00-187.00	166.82	223.00
<b>600-699</b>	180.00-236.00	212.81	236.00	<b>500-599</b>	160.00-218.00	188.00	218.00
<b>500-599</b>	187.00-257.00	217.08	257.00	<b>400-499</b>	155.00-215.00	184.57	215.00
<b>400-499</b>	190.00-242.00	215.52	257.00	<b>300-399</b>	225.00-270.00	246.67	270.00
<b>399-</b>	230.00-277.00	256.40	277.00				

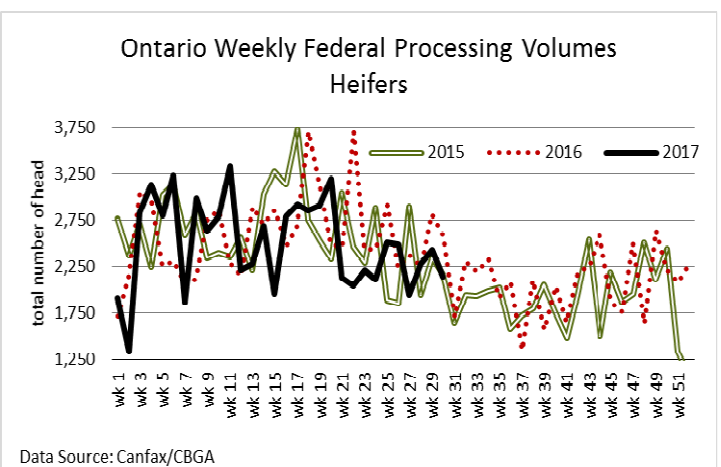
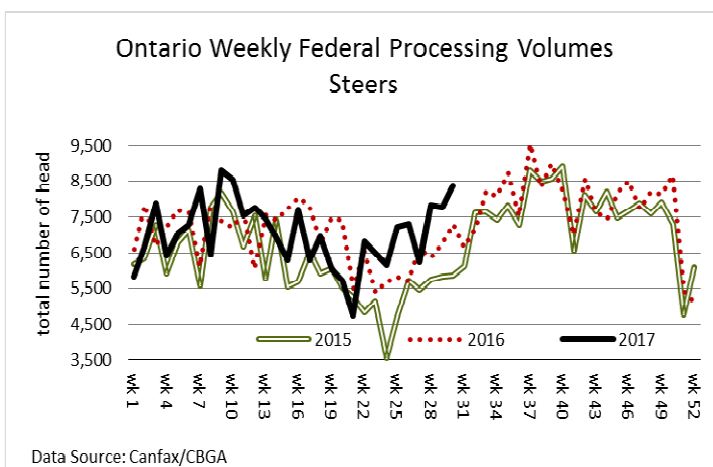
Calves and yearlings sold on an active trade at steady prices.

### LIVE CATTLE EXPORTS-ONTARIO

	<b>Week ending July 22, 2017</b>	<b>Week ending July 15, 2017</b>	<b>Year to Date</b>
<b>Total live slaughter cattle</b> exported from Ontario to the U.S.	<b>1,956</b>	<b>1,854</b>	<b>78,188</b>
<b>Steers &amp; Heifers</b>	105	52	15,912
<b>Cows</b>	1,187	1,270	46,351
<b>Bulls</b>	664	532	5,925

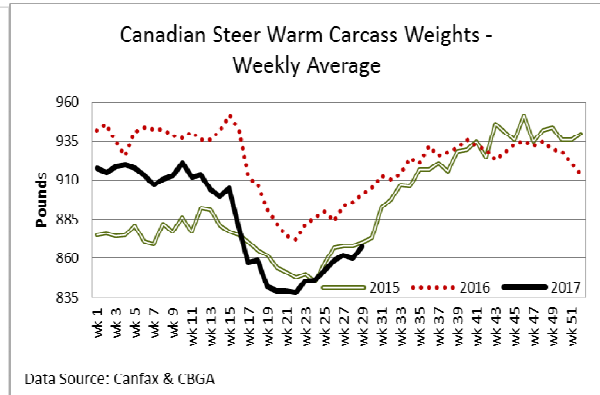
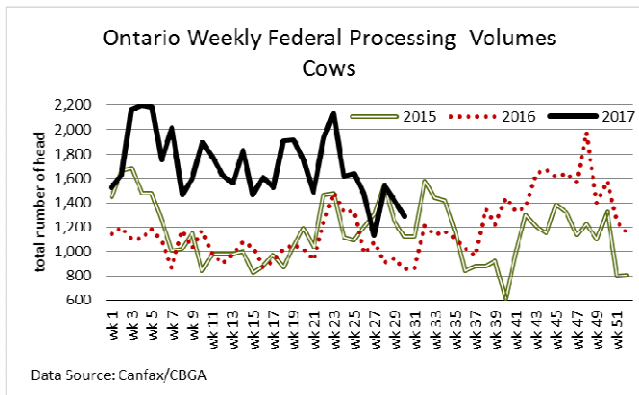
### AVERAGE CARCASS WEIGHTS – CANADA

	<b>Steers</b>	<b>Heifers</b>
<b>July 29, 2017</b>	868	797
<b>July 22, 2017</b>	868	803
<b>July 31, 2016</b>	905	823



### FEDERALLY INSPECTED CANADIAN PROCESSING

	<b>Week Ending</b> <b>July 29, 2017</b>	<b># of hd change</b> <b>from week ago</b>	<b>YTD</b>	<b>% Change</b> <b>(Week Ago)</b>	<b>% Change</b> <b>(Year Ago)</b>
<b>Grand Total</b>	65,504	+5,398	1,579,991	+9%	+8%
<b>Western Slaughter</b>	53,007	+5,342	1,220,135	+11%	+9%
<b>Eastern Slaughter</b>	12,497	+56	359,856	+0%	+7%



**USDA ESTIMATED CATTLE PROCESSING VOLUME**

	<b>Week Ending</b>	<b>Previous Week</b>	<b>Year Ago</b>
<b>Grand Total</b>	<b>August 5, 2017</b>		
	634,000	627,000	583,000

**U.S. BOXED BEEF CUT-OUT VALUES (U.S. funds)**

	<b>Choice</b>	<b>Select</b>
<b>Cutout Values (noon estimate):</b>	<b>600-900</b>	<b>600-900</b>
	204.11	198.21
<b>Change (from yesterday's close):</b>	-1.05	+0.43
<b>Current Five Day Average:</b>	205.52	197.63

**U.S. TRADE (U.S. funds)**

U.S. Cash Cattle Trade for last week saw final results posted by the Mandatory Price Report from \$115.00-\$120.00 live with steers averaging \$117.30 up \$0.14 from the previous week, while heifers averaged \$117.11 down \$0.11. On the rail dressed deals ranged mostly from \$186.00-\$189.00, with steers averaging \$187.36 down \$0.12 and heifers \$187.15 down \$0.65. Yesterday, the cash market was untested but cattle futures were sharply lower with the odd contract close to the limit lower. As a result, bids today were lower from \$115.00-\$116.00 live and \$183.00-\$185.00 dressed but no sales are reported. Asking prices are sitting fully steady at \$120.00 live in the south and \$190.00 dressed in the north. This week's offering is larger in volume than last week.

Choice and Select Steers and Heifers:	Live	N/T
	Rail	N/T

**CHICAGO MERCANTILE EXCHANGE**

Closing quotes for **Monday, August 7, 2017** were as follows:

<b>Live Cattle</b>		<b>Feeder Cattle</b>		<b>Corn</b>		<b>Soybeans</b>		<b>Canadian \$</b>	
Aug	112.75 -2.70	Aug	146.25 -3.70	Sep	3.722 +5.6	Aug	9.596 +10.4	Spot	-
Oct	111.12 -2.97	Sep	147.10 -3.75	Dec	3.866 +5.6	Sep	9.640 +11.6	Aug	78.87 -0.18
Dec	112.80 -2.37	Oct	146.20 -3.72	Mar	3.984 +6.0	Nov	9.696 +13.0	Sep	78.91 -0.18
Feb	114.77 -2.02	Nov	145.27 -3.50	May	4.040 +6.0	Jan	9.782 +12.4	Dec	78.94 -0.17
Apr	115.20 -1.87	Jan	142.75 -2.97	Jul	4.092 +5.6	Mar	9.854 +12.0	Mar	78.96 -0.18
Jun	109.82 -1.32	Mar	140.90 -2.65	Sep	4.124 +5.4	May	9.922 +12.0	Jun	78.98 -0.18

Closing quotes for **Today** are as follows:

<b>Live Cattle</b>		<b>Feeder Cattle</b>		<b>Corn</b>		<b>Soybeans</b>		<b>Canadian \$</b>	
Aug	112.47 -0.27	Aug	146.02 -0.22	Sep	3.696 -2.4	Aug	9.630 +3.2	Spot	78.94 +0.08
Oct	110.60 -0.52	Sep	146.65 -0.45	Dec	3.836 -3.0	Sep	9.670 +3.0	Aug	79.00 +0.08
Dec	112.55 -0.25	Oct	145.47 -0.72	Mar	3.956 -2.6	Nov	9.732 +3.4	Sep	79.03 +0.08
Feb	114.35 -0.42	Nov	144.85 -0.42	May	4.016 -2.2	Jan	9.814 +3.2	Dec	79.05 +0.08
Apr	114.87 -0.32	Jan	142.57 -0.17	Jul	4.066 -2.4	Mar	9.880 +2.4	Mar	79.07 +0.08
Jun	109.40 -0.42	Mar	140.80 -0.10	Sep	4.096 -2.6	May	9.940 +1.6	Jun	79.12 +0.08