



Daily Market Information Report – Monday, September 18, 2017

The following information is collected from various sources and disseminated by Beef Farmers of Ontario.

ONTARIO DIRECT TO PACKER RAILGRADE CATTLE TRADE

Prices are on a carcass weight basis before grade and weight discounts, *regardless of delivery date.*

A Grade Steers	208.00-210.00
A Grade Heifers	207.00-209.00

ONTARIO LIVE CATTLE TRADE

Today at **Ontario Stockyards Inc.:** **54** veal on offer

	Price Range	Top
Veal calves 600+ lbs.	127.00-155.00	167.00
Veal calves 451-600 lbs	122.50-125.00	

An average quality run of veal calves sold on a steady market. *October 3rd @ 11:00 am- Special Fall Yearling Sale!*

At **Kawartha Lakes Community Sale Barn, September 16, 2017** –**33** stockers, **51** cows, **10** bulls, **80** veal

	Price Range	Avg.	Top
Cows	66.00-86.50	73.71	88.00
Veal 600 lbs & over	102.00-140.00	116.06	140.00
Veal 125 lbs & less	100.00-195.00	125.88	230.00

All classes of cattle continued to sell on a steady market. *October 4th @ 10:00 am- Peterborough Cattlemen's & Victoria Beef Farmers Yearling Sale!*

ONTARIO STOCKER & FEEDER TRADE

Stocker sale at **Brussels Livestock: September 15, 2017** – **996** Stockers

Steers	Price Range	Average	Top	Heifers	Price Range	Average	Top
1000+	150.00-174.50	162.59	174.50	900+	127.00-156.75	140.14	163.00
900-999	168.00-185.75	177.64	189.00	800-899	160.00-178.25	170.02	182.00
800-899	185.50-194.00	190.53	194.00	700-799	145.00-183.00	166.66	183.00
700-799	190.00-210.50	202.31	210.50	600-699	166.00-181.00	170.00	181.00
600-699	179.00-234.00	206.28	234.00	500-599	159.00-179.00	170.39	195.00
500-599	171.00-244.00	211.91	254.00	400-499	157.00-213.00	189.03	213.00
400-499	230.00-270.00	241.20	270.00	300-399	215.00-257.00	226.00	257.00
399-	220.00-265.00	245.00	265.00				

Calves and grass cattle sold on a good strong active trade at steady prices, with heavy heifers selling easier. *October 7th @ 10:00 am- 4H Show and Sale. October 11th @ 7:00 pm- Bred Cow/Calf Sale.*

ONTARIO STOCKER & FEEDER TRADE SPECIAL FALL SALES

Stocker sale at **Community Livestock Exchange: September 15, 2017** – **443** Stockers

Steers	Price Range	Average	Top	Heifers	Price Range	Average	Top
1000+	125.00-171.99	157.80	171.99	900+	120.99-167.99	146.50	167.99
900-999	147.99-177.49	166.50	177.49	800-899	161.00-172.99	165.79	172.99
800-899	107.00-180.00	172.90	180.00	700-799	145.99-173.50	160.09	173.50
700-799	151.00-198.99	182.69	198.99	600-699	142.50-192.99	168.59	192.99
600-699	169.99-229.00	202.70	229.00	500-599	126.00-218.99	192.39	218.99
500-599	160.00-254.00	219.70	254.99	400-499	193.99-218.99	209.69	218.99
400-499	139.99-233.99	212.99	233.99				

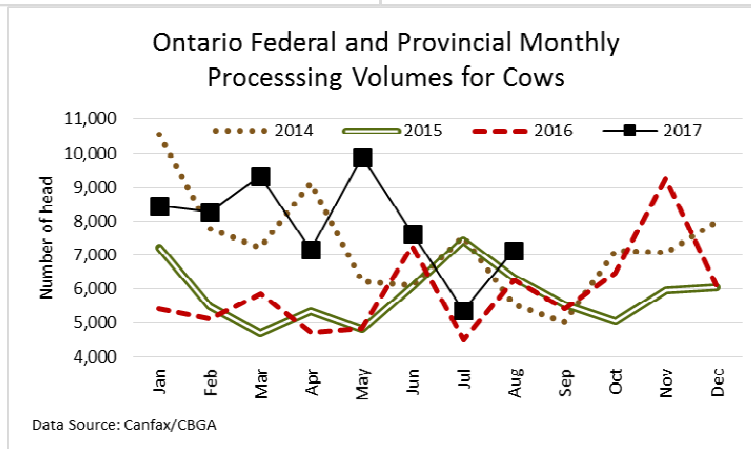
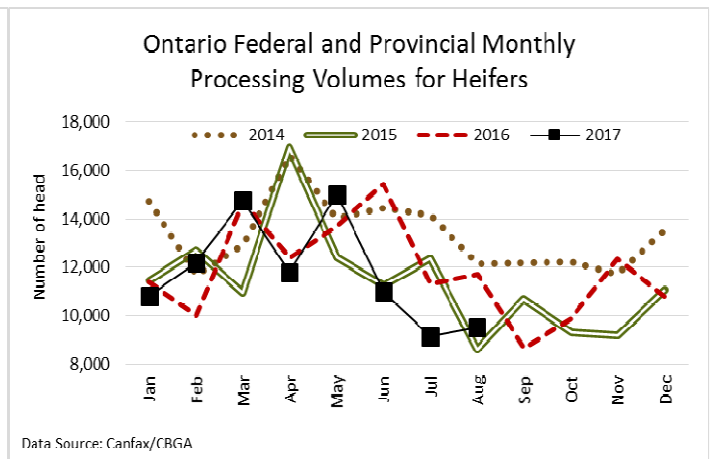
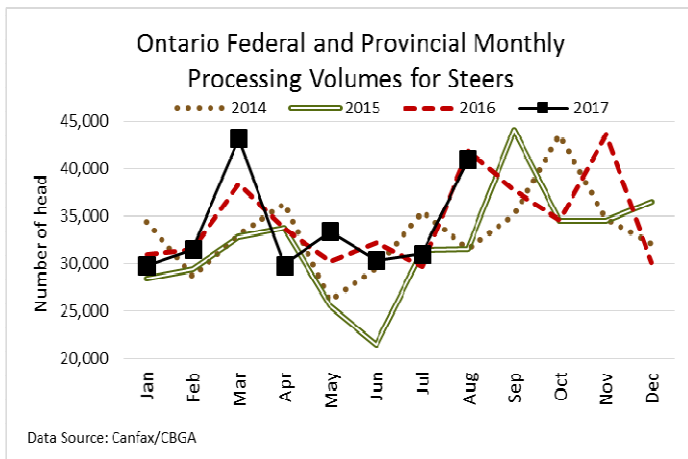
The strong offering was 84% vaccinated and sold on an active demand, generally, with extra strength evident on the heifer side. *October 20th @ 11:00 am-Quinte Cattlemen's Fall Stocker Sale- 100% vaccinated.*

LIVE CATTLE EXPORTS-ONTARIO

	Week ending Sept 2, 2017	Week ending Aug 26, 2017	Year to Date
Total live slaughter cattle exported from Ontario to the U.S.	1,992	1,950	89,610
Steers & Heifers	180	234	17,349
Cows	1,341	1,338	53,265
Bulls	471	378	18,996

USDA ESTIMATED CATTLE PROCESSING VOLUME

	Week Ending September 16, 2017	Previous Week	Year Ago
Grand Total	642,000	555,000	611,000

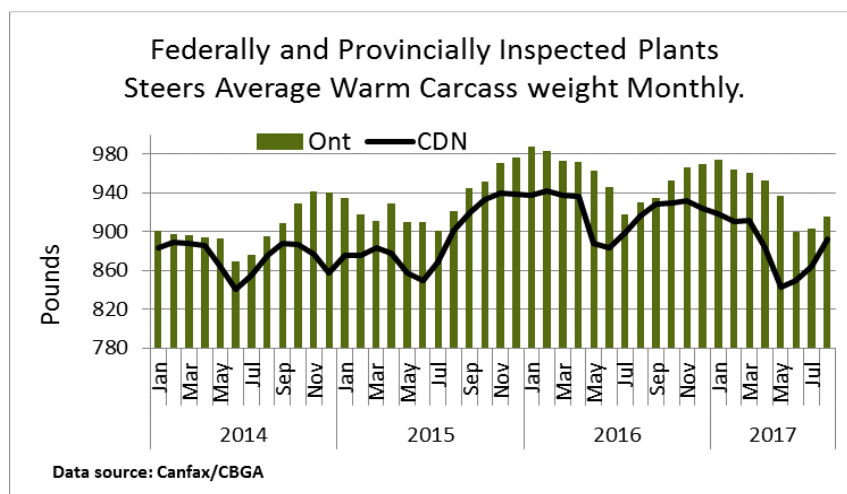


FEDERALLY INSPECTED CANADIAN PROCESSING

	Week Ending Sept 9, 2017	# of hd change from week ago	YTD	% Change (Week Ago)	% Change (Year Ago)
Grand Total	58,274	-1,640	1,927,382	-3%	+7%
Western Slaughter	45,743	-731	1,495,641	-2%	+8%
Eastern Slaughter	12,531	-909	431,741	-7%	+7%

AVERAGE CARCASS WEIGHTS – CANADA

	Steers	Heifers
Sept 9, 2017	918	846
Sept 2, 2017	906	809
Sept 10, 2016	932	818



U.S. BOXED BEEF CUT-OUT VALUES (U.S. funds)

	Choice 600-900	Select 600-900
Cutout Values (noon estimate):	192.67	187.95
Change (from yesterday's close):	+1.25	+2.10
Current Five Day Average:	191.03	188.50

U.S. TRADE (U.S. funds)

The U.S. cash cattle trade was light late Friday afternoon with a steady to slightly higher tone. The USDA Mandatory Price Report lists live sales from \$103.00-\$108.00 with steers averaging \$105.88 up \$0.96 from the previous week, while heifers averaged \$105.85 up \$0.87. On the rail prices ranged from \$165.00-\$168.00 dressed, with steers averaging \$166.48 up \$0.35 while heifers averaged \$166.29 up \$0.88 from the previous week. Today the market was untested as both sides took inventory and new show lists were distributed. This week's offering is mixed, larger in Texas and Colorado and small in Kansas and Nebraska.

Choice and Select Steers and Heifers:	Live	103.00-108.00
	Rail	165.00-168.00

CHICAGO MERCANTILE EXCHANGE

Closing quotes on futures today were as follows:

Live Cattle		Feeder Cattle		Corn		Soybeans		Canadian \$	
\$/cwt US		\$/cwt US		\$/bu US		¢/bu		\$/bu US	
Oct	107.57 -0.17	Sep	150.80 +0.57	Dec	3.514 -3.2	Nov	9.676 -1.0	Spot	81.25 -0.84
Dec	112.95 +0.12	Oct	151.95 +1.30	Mar	3.640 -3.2	Jan	9.780 -1.0	Sep	81.25 -0.85
Feb	116.50 -0.25	Nov	152.20 +1.47	May	3.724 -3.2	Mar	9.870 -0.6	Oct	81.27 -0.84
Apr	119.35 +0.65	Jan	148.97 +1.45	Jul	3.792 -3.0	May	9.952 -0.4	Dec	81.29 -0.84
Jun	112.17 +0.22	Mar	146.35 +0.97	Sep	3.854 -3.0	Jul	10.020 -0.4	Mar	81.28 -0.84
Aug	109.70 +0.00	Apr	146.57 +1.05	Dec	3.944 -2.6	Aug	10.026 -0.2	Jun	81.25 -0.83

Beef Farmers of Ontario, 13112.820-1.52 Malcolm Road, Guelph, ON N1K 1B1 Phone: (519) 824-0334 Fax: (519) 824-1930 or email: markets@ontariobeef.com

OBCFPP LICENCE CHANGES

Licence Withdrawn-**No longer purchasing cattle:** Country Dealer
Dirksen Ag Enterprises, 6396 6th Line, Harriston, ON N0G 1Z0