



Daily Market Information Report – Monday, December 18, 2017

The following information is collected from various sources and disseminated by Beef Farmers of Ontario.

ONTARIO DIRECT TO PACKER RAILGRADE CATTLE TRADE

Prices are on a carcass weight basis before grade and weight discounts, *regardless of delivery date.*

A Grade Steers	238.00-240.00
A Grade Heifers	237.00-239.00

ONTARIO LIVE CATTLE TRADE

Today at **Ontario Stockyards Inc.:** 48 veal on offer

	Price Range	Top
Veal 600 lbs +	105.00-160.00	169.00
Veal 451-600 lbs	147.50-155.00	155.00

December 14th @ 11:00 am- All Vaccinated Stocker Sale, in conjunction with their regular Stocker Sale! December 15th @ 7:00 pm- Bred Cow & Cow/Calf Pair Sale!

At **Kawartha Lakes Community Sale Barn, December 16, 2017 – 80 cows, 6 bulls, 63 veal, 66 stockers**

	Price Range	Avg.	Top
Cows	51.00-69.00	58.80	78.00
Bulls under 1600 lbs	55.00-73.00	68.50	73.00
Veal 600 lbs & over	111.00-146.00	126.43	151.00
Veal 126-300 lbs	55.00-325.00	110.87	325.00

Veal sold steady, stockers traded steady, bulls and cows sold on a good demand.

ONTARIO STOCKER & FEEDER TRADE

Stocker sale at **Brussels Livestock: December 15, 2017 – 1,511 Stockers**

Steers	Price Range	Average	Top	Heifers	Price Range	Average	Top
1000+	164.00-195.75	185.03	195.75	900+	168.00-182.50	175.89	197.00
900-999	194.00-205.00	197.79	205.00	800-899	157.00-194.50	179.57	194.50
800-899	170.00-220.50	205.11	220.50	700-799	156.00-192.00	177.56	192.00
700-799	181.00-227.25	215.39	227.25	600-699	171.00-216.00	195.09	216.00
600-699	184.00-245.00	219.11	245.00	500-599	172.00-228.00	202.44	228.00
500-599	197.00-252.50	229.57	253.00	400-499	165.00-217.00	189.49	222.00
400-499	145.00-237.00	199.89	248.00	300-399	179.00-216.00	209.12	220.00
399-	142.00-227.00	195.57	240.00				

Calves sold on an active trade at steady prices. Yearlings sold on a strong active trade at prices \$3.00-\$5.00 higher.

ONTARIO BRED COW SALES

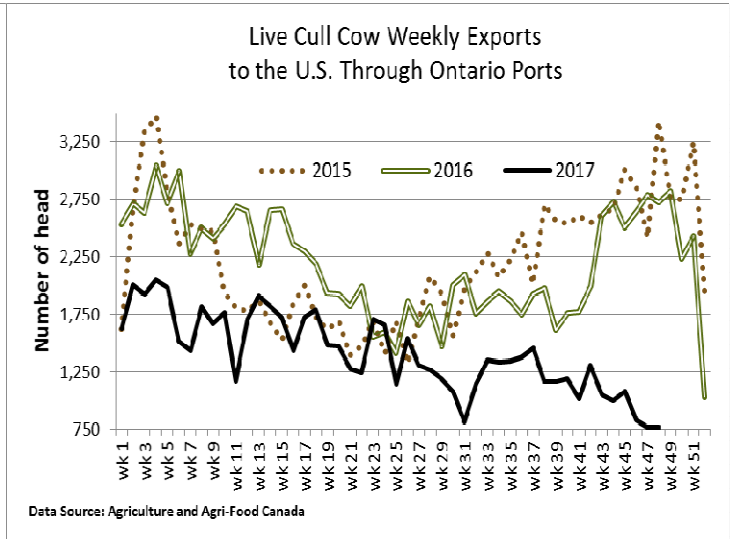
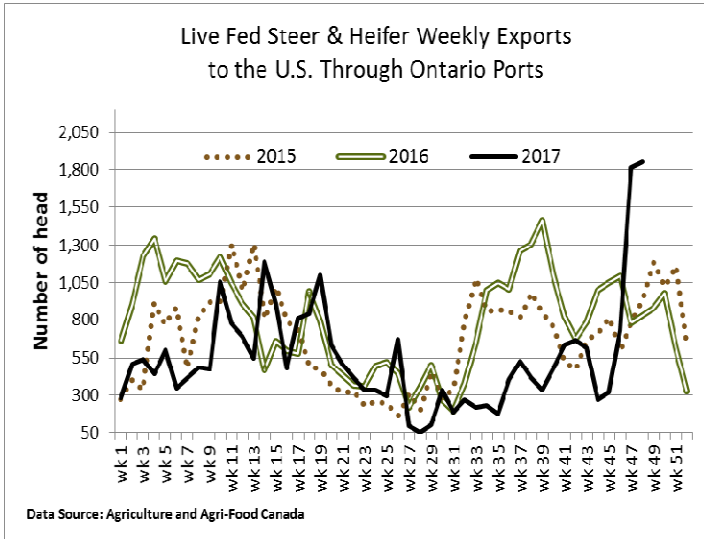
Keady Livestock Market, December 15, 2017- 236 Bred cows and heifers, 13 Cow calf pairs

	Exotic and Exotic X	British and British X
Top quality bred heifers	\$2000-\$2800/hd	\$1500-\$2300/hd
Average quality bred cows	\$1400-\$1800/hd	\$1000-\$1600/hd
Top quality cow/calf pairs	\$1800-\$2400/pair	N/T
Average quality cow/calf pairs	N/T	N/T

Good quality bred heifers sold steady while plainer cows sold under pressure.

LIVE CATTLE EXPORTS-ONTARIO

	Week ending Dec 2, 2017	Week ending Nov 25, 2017	Year to Date
Total live slaughter cattle exported from Ontario to the U.S.	3,124	2,806	118,257
Steers & Heifers	1,854	1,814	26,425
Cows	770	762	67,413
Bulls	500	230	24,419



Exports of fed steers and heifers to the U.S. through Ontario ports totaled 1,854 head the week ending December 2nd and 1,814 head the week of November 25th. Volumes this high have not been reported since the week of December 3, 2011 at 1,818 head. Recently, volumes of cull cows exported to the U.S. through Ontario ports have declined and are approximately 2,000 head lower than the same time the previous two years. Also, cull cow export volumes for this time of year have not been this low since December 2011.

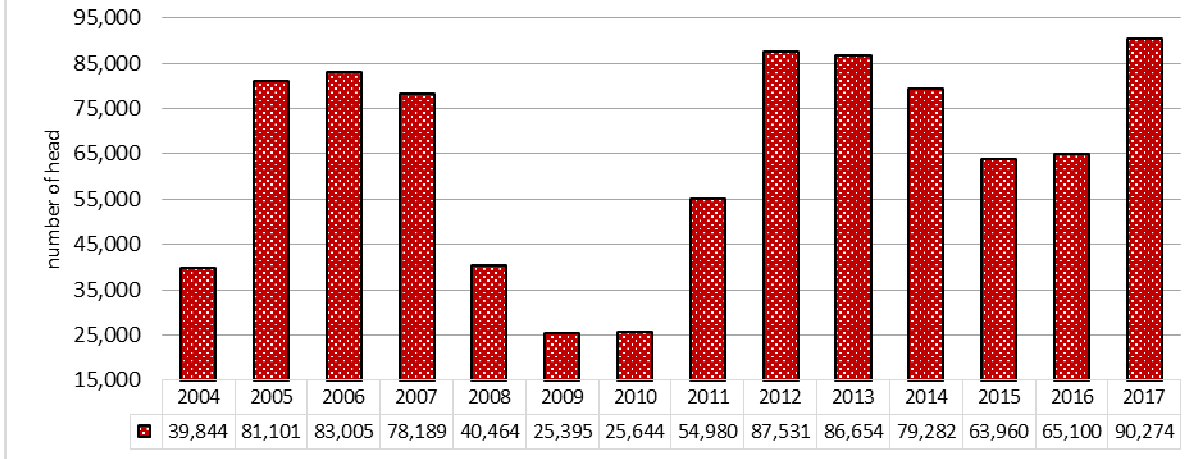
USDA ESTIMATED CATTLE PROCESSING VOLUME

	Week Ending December 14, 2017	Previous Week	Year Ago
Grand Total	630,000	636,000	606,000

FEDERALLY INSPECTED CANADIAN PROCESSING

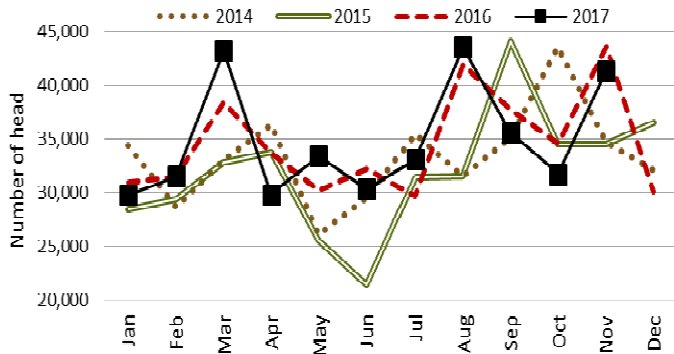
	Week Ending Dec 9, 2017	# of hd change from week ago	YTD	% Change (Week Ago)	% Change (Year Ago)
Grand Total	59,252	+1,956	2,623,864	+3%	+7%
Western Slaughter	46,264	+2,379	2,038,864	+5%	+7%
Eastern Slaughter	12,988	-423	585,000	-3%	+6%

Volume of Cull Cows Processed in Ontario at Federally and Provincially Inspected Plants- YTD as of November 30



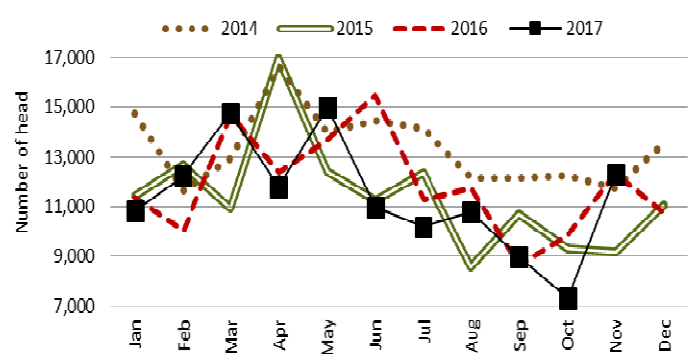
For 2017, as of November 30th, Ontario federal and provincial processing volumes of cull cows are sitting at 90,274 head which is the largest YTD volume since data recording started in 2004.

Ontario Federal and Provincial Monthly Processing Volumes for Steers



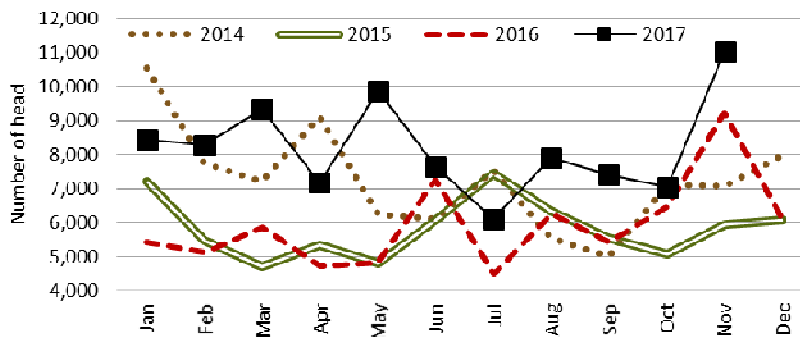
Data Source: Canfax/CBGA

Ontario Federal and Provincial Monthly Processing Volumes for Heifers



Data Source: Canfax/CBGA

Ontario Federal and Provincial Monthly Processing Volumes for Cows



Data Source: Canfax/CBGA

AVERAGE CARCASS WEIGHTS – CANADA

	Steers	Heifers
Dec 9, 2017	912	842
Dec 2, 2017	925	838
Dec 10, 2016	930	835

CANADIAN BOXED BEEF CUT-OUT VALUES

Week Ending	AAA	AA
November 24, 2017	2.5729	2.4466
November 17, 2017	2.4928	2.4064
November 10, 2017	2.4996	2.4334

U.S. BOXED BEEF CUT-OUT VALUES (U.S. funds)

	Choice 600-900	Select 600-900
Cutout Values (noon estimate):	203.23	184.56
Change (from yesterday's close):	+1.36	+1.31
Current Five Day Average:	203.00	184.71

U.S. TRADE (U.S. funds)

The U.S. cash cattle trade today was very quiet as both sides took inventory and new show lists were distributed. Asking prices are currently unestablished. Little trade is expected before Wednesday at the earliest.

Last week's trade final results were posted by the USDA Mandatory Price Report today. Prices last week ranged from \$117.00-\$122.00 live, and from \$187.00-\$191.00 on the rail.

Choice and Select Steers and Heifers:	Live	N/T
	Rail	N/T

CHICAGO MERCANTILE EXCHANGE

Closing quotes on futures today were as follows:

Live Cattle			Feeder Cattle			Corn		Soybeans		Canadian \$				
\$/cwt US			\$/cwt US			\$/bu US	¢/bu	\$/bu US	¢/bu					
Dec	119.97	+1.07	Jan	147.65	-0.10	Mar	3.470	-0.4	Jan	9.614	-5.6	Spot	77.70	+0.07
Feb	120.60	-0.42	Mar	145.25	-0.30	May	3.552	-0.4	Mar	9.724	-5.4	Dec	77.69	+0.06
Apr	122.02	-0.12	Apr	145.55	-0.37	Jul	3.636	-0.4	May	9.832	-5.6	Mar	77.85	+0.05
Jun	114.27	-0.45	May	145.20	-0.45	Sep	3.710	-0.2	Jul	9.934	-5.4	Jun	77.93	+0.06
Aug	110.85	-0.55	Aug	147.92	-0.12	Dec	3.800	+0.0	Aug	9.954	-5.4	Sep	77.99	+0.05
Oct	111.47	-0.47	Sep	147.00	-0.85	Mar	3.896	+0.0	Sep	9.884	-5.2	Dec	78.05	+0.04

Beef Farmers of Ontario, 130 Malcolm Road, Guelph, ON N1K 1B1 Phone: (519) 824-0334 Fax: (519) 824-1930 or email: markets@ontariobeef.com