



Daily Market Information Report – Monday, January 15, 2018

The following information is collected from various sources and disseminated by Beef Farmers of Ontario.

ONTARIO DIRECT TO PACKER RAILGRADE CATTLE TRADE

Prices are on a carcass weight basis before grade and weight discounts, *regardless of delivery date.*

A Grade Steers	253.00-255.00
A Grade Heifers	252.00-254.00

ONTARIO LIVE CATTLE TRADE

Today at **Ontario Stockyards Inc.:** 60 veal on offer

	Price Range	Top
Veal 600 lbs +	132.00-180.50	
Veal 451-600 lbs	82.50-140.00	153.50

Veal sold steady to stronger.

At **Kawartha Lakes Community Sale Barn, January 13, 2018** – 91 cows, 3 bulls, 87 veal, 15 stockers, 4 Fed cattle

	Price Range	Avg.	Top
Cows	53.00-72.00	59.88	85.00
Veal 600 lbs +	127.00-168.00	136.62	168.00
Veal 125-300 lbs	100.00-170.00	137.02	170.00
Veal 125 and less	70.00-162.50	107.96	330.00

Veal sold steady to strong. Stockers sold on a steady market. Cull cows and bulls sold barely steady. *February 14th @ 10:00 am- Peterborough County Cattlemen & Victoria County Beef Farmers- Stocker Sale! 90% Vaccinated!*

ONTARIO STOCKER & FEEDER TRADE

Stocker sale at **Brussels Livestock: January 12, 2018** – 1,021 Stockers

Steers	Price Range	Average	Top	Heifers	Price Range	Average	Top
1000+	165.50-195.00	183.09	195.00	900+	149.50-172.00	161.50	178.00
900-999	188.00-197.00	192.15	203.00	800-899	159.00-183.00	170.83	186.00
800-899	186.00-211.00	197.84	223.00	700-799	156.00-175.00	163.10	175.00
700-799	184.00-217.00	202.12	217.00	600-699	145.00-176.00	165.11	190.00
600-699	192.00-224.00	208.61	226.00	500-599	144.00-162.00	152.05	182.00
500-599	193.00-250.00	220.81	257.00	400-499	157.00-185.00	166.81	220.00
400-499	186.00-245.00	215.74	257.00	300-399	157.00-180.00	158.92	185.00
399-	205.00-240.00	225.24	245.00	299-	180.00-185.00	182.50	185.00

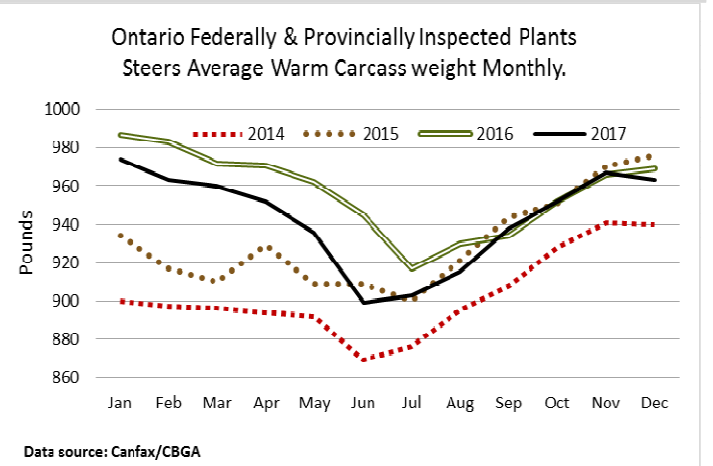
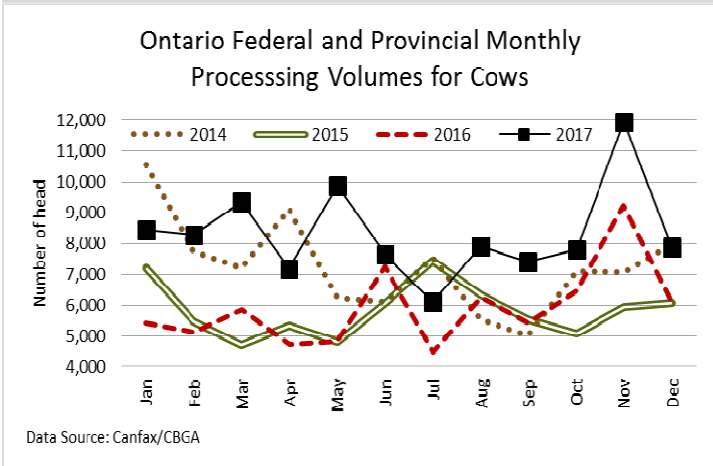
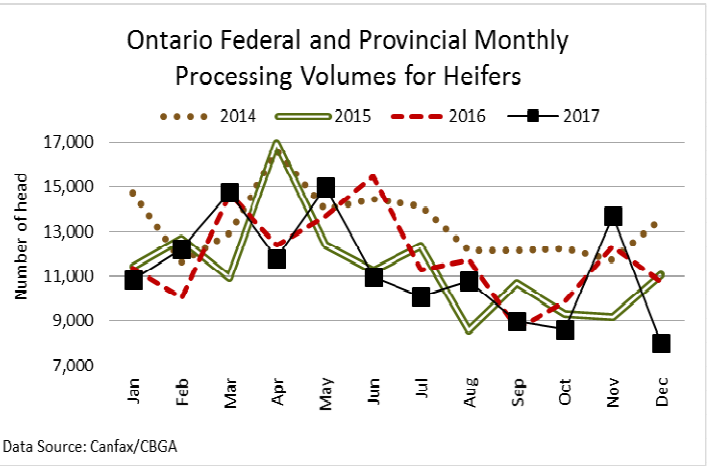
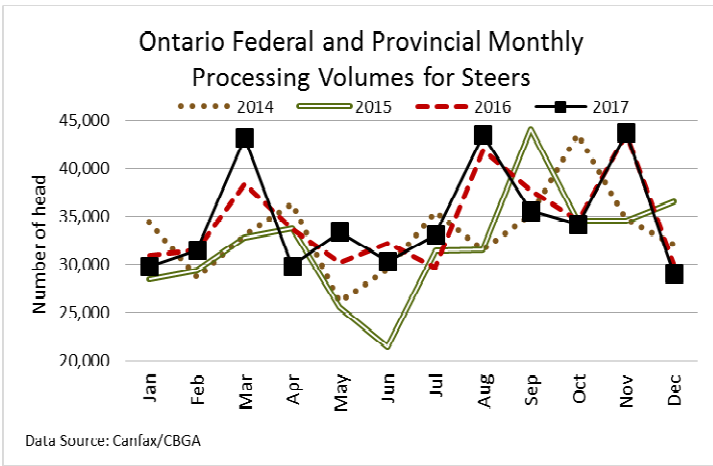
Steer calves sold on a steady market, while heifer calves sold under pressure. Yearlings sold actively at steady prices.

LIVE CATTLE EXPORTS-ONTARIO

	Week ending Dec 30, 2017	Week ending Dec 23, 2017	Year to Date
Total live slaughter cattle exported from Ontario to the U.S.	1,120	2,672	127,066
Steers & Heifers	716	1,569	32,866
Cows	184	881	69,828
Bulls	220	222	25,372

USDA ESTIMATED CATTLE PROCESSING VOLUME

	Week Ending	Previous Week	Year Ago
	January 13, 2017		
Grand Total	611,000	541,000	609,000



FEDERALLY INSPECTED CANADIAN PROCESSING

	<i>Week Ending</i> January 6, 2018	<i># of hd change from</i> <i>week ago</i>	<i>YTD</i>	<i>% Change</i> <i>(Week Ago)</i>	<i>% Change</i> <i>(Year Ago)</i>
Grand Total	40,756	+4,783	40,756	+13%	+3%
Western Slaughter	30,713	+3,314	30,713	+12%	+2%
Eastern Slaughter	10,043	+1,469	10,043	+17%	+3%

AVERAGE CARCASS WEIGHTS – CANADA

	Steers	Heifers
Jan 6, 2018	912	836
Dec 30, 2017	912	838
Jan 7, 2017	918	825

U.S. BOXED BEEF CUT-OUT VALUES (U.S. funds)

	Choice 600-900	Select 600-900
Cutout Values (noon estimate):	209.04	203.58
Change (from yesterday's close):	+0.81	+1.94
Current Five Day Average:	209.61	202.98

U.S. TRADE (U.S. funds)

The U.S. cash cattle trade is closed today as the U.S. celebrates Dr. Martin Luther King Jr. Day. Final results from last week's market will be available tomorrow.

Choice and Select Steers and Heifers: Live N/T
Rail N/T

CHICAGO MERCANTILE EXCHANGE is closed today as the U.S. celebrates Dr. Martin Luther King Jr. Day!

Closing quotes on futures today were as follows:

Live Cattle		Feeder Cattle		Corn		Soybeans		Canadian \$	
\$/cwt US		\$/cwt US		\$/bu US	¢/bu	\$/bu US	¢/bu		
Feb	N/T	Jan	N/T	Mar	N/T	Jan	N/T	Spot	80.47 +0.38
Apr	N/T	Mar	N/T	May	N/T	Mar	N/T	Mar	N/T
Jun	N/T	Apr	N/T	Jul	N/T	May	N/T	Jun	N/T
Aug	N/T	May	N/T	Sep	N/T	Jul	N/T	Sep	N/T
Oct	N/T	Aug	N/T	Dec	N/T	Aug	N/T	Dec	N/T
Dec	N/T	Sep	N/T	Mar	N/T	Sep	N/T	Mar	N/T

Beef Farmers of Ontario, 130 Malcolm Road, Guelph, ON N1K 1B1 Phone: (519) 824-0334 Fax: (519) 824-1930 or email: markets@ontariobeef.com