



## Daily Market Information Report - Friday, January 19, 2018

The following information is collected from various sources and disseminated by Beef Farmers of Ontario.

### ONTARIO DIRECT TO PACKER RAILGRADE CATTLE TRADE

Prices are on a carcass weight basis before grade and weight discounts. (Prices for today regardless of delivery date).

<b>A Grade Steers</b>	250.00-254.00
<b>A Grade Heifers</b>	249.00-253.00

### ONTARIO LIVE CATTLE TRADE

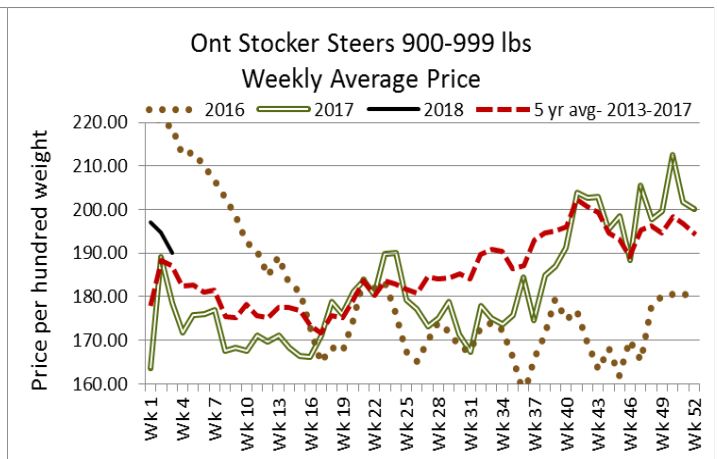
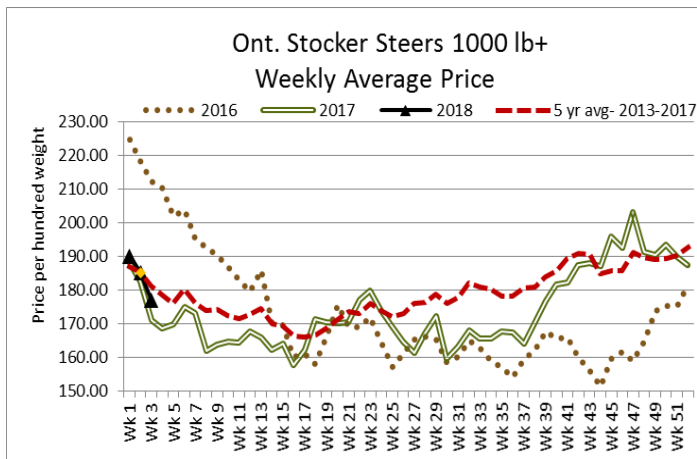
Today at **Brussels Livestock: 750** stockers

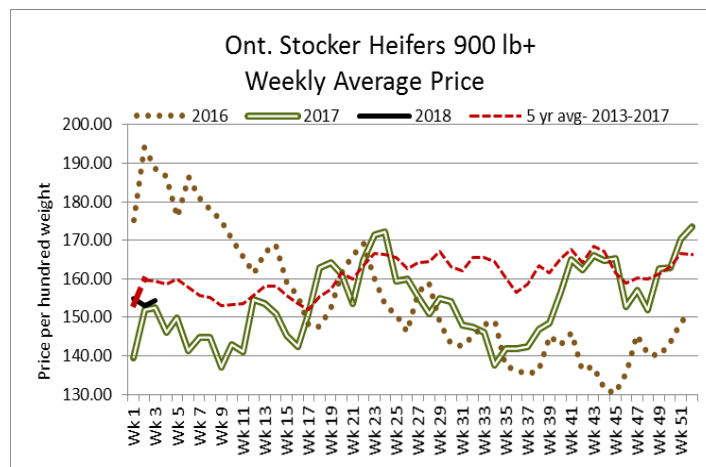
Steers	Price Range	Average	Top	Heifers	Price Range	Average	Top
<b>1000+</b>	161.50-178.00	170.08	178.00	<b>900+</b>	147.50-171.00	159.55	171.00
<b>900-999</b>	170.00-189.00	182.02	189.00	<b>800-899</b>	137.00-171.00	157.64	179.00
<b>800-899</b>	183.00-193.00	188.35	203.00	<b>700-799</b>	142.00-176.00	166.56	176.00
<b>700-799</b>	165.00-200.00	187.11	209.50	<b>600-699</b>	167.00-190.00	176.41	190.00
<b>600-699</b>	196.00-235.00	216.91	241.00	<b>500-599</b>	128.00-190.00	170.95	195.00
<b>500-599</b>	225.00-244.00	232.17	247.00	<b>400-499</b>	155.00-181.00	173.10	181.00
<b>400-499</b>	207.00-252.00	235.83	252.00	<b>300-399</b>	160.00-165.00	161.83	165.00
<b>399-</b>	230.00-250.00	240.00	250.00				

Steers calves sold on a strong active trade with heifer calves selling \$5.00-\$10.00 cwt higher. Yearlings sold steady.

Ontario auction sales on **Thursday** saw weighted prices for:

	Volume	Price Range	Average	Top
Large & Medium Frame Fed Steers +1250 lbs	71	116.90-146.70	131.70	156.50
Large & Medium Frame Fed Heifers +1000 lbs	57	127.37-144.25	136.36	146.50
Fed steers, dairy and dairy cross	43	84.00-94.50	90.11	98.00
Cows	662	55.82-66.54	61.09	118.00
Bulls under 1600 lbs	9	69.33-80.83	75.17	125.00
Bulls over 1600 lbs	9	85.28-101.89	92.47	123.00
Veal +600 lbs	132	144.02-179.10	163.69	190.00
Veal Calves 125 lbs & under	81	45.00-134.00	102.95	152.00





Stocker sale at: **Ontario Livestock Exchange, January 18, 2018– 309** Stockers

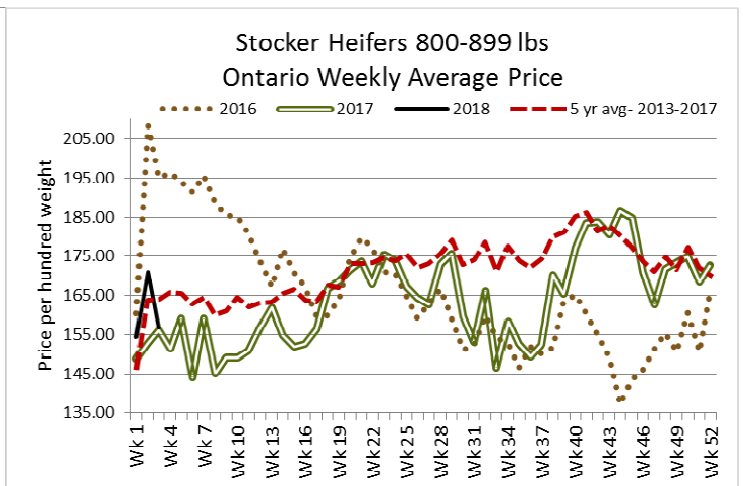
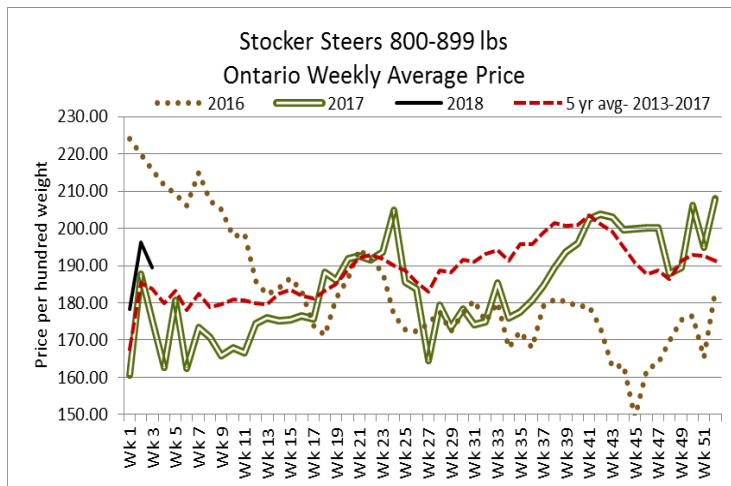
Steers	Price Range	Average	Top	Heifers	Price Range	Average	Top
600-699	141.00-224.00	193.18	224.00	500-599	142.50-168.00	153.76	177.50
500-599	205.00-222.50	214.96	225.50	400-499	120.00-190.00	167.08	245.00
400-499	150.00-207.50	182.50	235.00	300-399	152.50-192.50	171.55	200.00
399-	130.00-232.50	167.78	232.50				

Stockers sold on a softer trade.

Stocker sale at: **Ontario Stockyards Inc. - January 18, 2018– 878** Stockers

Steers	Price Range	Average	Top	Heifers	Price Range	Average	Top
1000+	155.00-186.50	172.19	186.50	900+	149.00-156.50	154.49	156.50
900-999	167.00-188.00	177.19	188.00	800-899	139.00-161.50	149.98	172.00
800-899	152.50-191.50	180.88	191.50	700-799	135.00-182.50	164.24	182.50
700-799	139.00-200.75	172.09	222.50	600-699	150.00-192.75	174.24	197.00
600-699	159.00-232.00	193.34	237.00	500-599	147.50-198.00	170.38	230.00
500-599	167.50-243.00	214.23	250.50	400-499	152.50-201.00	171.99	201.00
400-499	151.00-226.00	186.37	248.00	300-399	130.00-160.0	140.77	190.00
Under 400	160.00-220.00	185.26	235.00				

Replacement cattle sold actively with prices barely steady to \$5.00 cwt lower. Plainer types were \$5.00-\$10.00 cwt lower.



Stocker sale at: **Ottawa Livestock Exchange, January 18, 2018– 131** Stockers

Steers	Price Range	Average	Top	Heifers	Price Range	Average	Top
700-799	130.00-172.00	141.67	175.00	500-599	129.00-156.00	137.00	157.00
600-699	130.00-176.00	154.68	202.00	400-499	132.00-170.00	151.11	170.00
500-599	144.00-184.00	169.09	205.00				
400-499	137.00-175.00	163.33	175.00				

### U.S. BOXED BEEF CUT-OUT VALUES (U.S. funds)

	Choice 600-900	Select 600-900
Cutout Values (noon estimate):	205.11	200.39
Change (from yesterday's close):	-0.58	-0.48
Current Five Day Average:	206.57	200.81

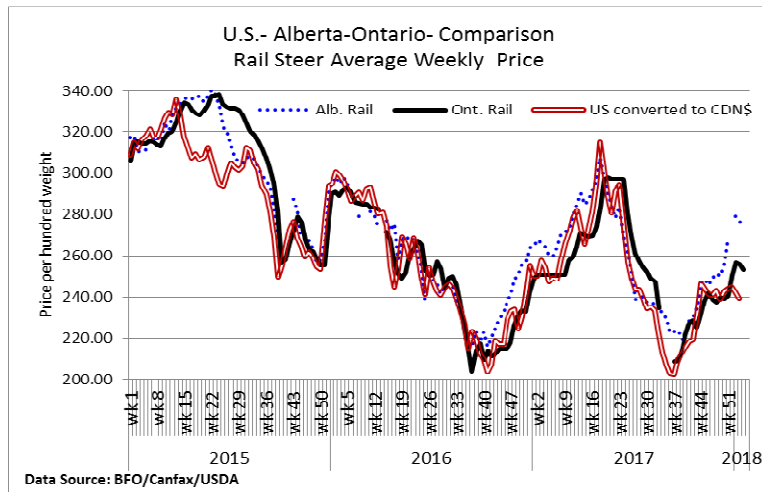
### QUEBEC ELECTRONIC AUCTION MARKET (F.O.B. THE FEEDLOT)

	Price	Change from Last Week
For the week ending January 18, 2018	246.00-246.25	-5.12

### ALBERTA DIRECT TRADE

Alberta direct trade was softer again this week, overall. Canfax reports that live sales were light at \$164.00 for steers up \$2.25 from last week, while heifers sold at \$160.75 down \$3.75. On the rail sales ranged from \$269.00-\$276.50 dressed for both steers and heifers, with steers averaging \$273.66 down \$3.30 and heifers \$273.26 down \$2.19. Canfax reports that "cattle bought on the rail are being lifted in one to two weeks and the show list for this week was mostly cleaned up."

<b>Steers</b>	Live	164.00	Rail FOB	269.00-276.50
<b>Heifers</b>	Live	160.75	Rail FOB	239.00-276.50



### U.S. TRADE (U.S. funds)

U.S. cash cattle trade is at a complete standstill. Sellers are asking \$125.00 plus live in the south and \$197.00 plus dressed in the north. Buyers are offering \$118.00-\$120.00 live in the south and \$192.00-\$195.00 dressed in the north. This standoff has been going on for two days now with no signs of give, however, buyers are starting to show signs of softening as bids have improved slightly, although no sales are reported. Moderate trade is likely but not until late afternoon or early evening.

Choice and Select Steers and Heifers:	Live	N/T
	Rail	N/T

### CHICAGO MERCANTILE EXCHANGE

Closing quotes on futures today were as follows:

Live Cattle		Feeder Cattle		Corn		Soybeans		Canadian \$	
Feb	121.90 -0.05	Jan	147.95 -1.22	Mar	3.524 +1.0	Mar	9.772 +4.2	Spot	80.11 -0.34
Apr	122.72 -0.75	Mar	145.60 -1.57	May	3.606 +1.2	May	9.884 +4.2	Mar	80.17 -0.33
Jun	114.72 -0.62	Apr	146.07 -1.30	Jul	3.690 +1.2	Jul	9.982 +4.2	Jun	80.25 -0.33
Aug	112.02 -0.57	May	145.80 -1.15	Sep	3.764 +1.2	Aug	10.002 +3.4	Sep	80.32 -0.33
Oct	112.97 -0.37	Aug	148.17 -1.25	Dec	3.856 +0.6	Sep	9.972 +2.6	Dec	80.38 -0.32
Dec	114.95 -0.32	Sep	148.00 -1.00	Mar	3.946 +0.4	Nov	9.960 +1.6	Mar	80.44 -0.33

Beef Farmers of Ontario, 130 Malcolm Road, Guelph, ON N1K 1B1 Phone: (519) 824-0334 Fax: (519) 824-9161 or email: [markets@ontariobeef.com](mailto:markets@ontariobeef.com)

### ONTARIO STOCKER & FEEDER TRADE UPCOMING SPECIAL SALES

14-Feb 10:00 am Kawartha Lakes Community Sale Barn Peterborough/Victoria Counties Stocker Sale