



Daily Market Information Report – Monday, February 5, 2018

The following information is collected from various sources and disseminated by Beef Farmers of Ontario.

ONTARIO DIRECT TO PACKER RAILGRADE CATTLE TRADE

Prices are on a carcass weight basis before grade and weight discounts, *regardless of delivery date.*

| | |
|------------------------|---------------|
| A Grade Steers | 247.00-250.00 |
| A Grade Heifers | 246.00-249.00 |

ONTARIO LIVE CATTLE TRADE

Today at **Ontario Stockyards Inc.:** **24** veal on offer

| | Price Range | Top |
|-------------------------|---------------|--------|
| Veal 600 lbs + | 143.00-170.00 | 171.00 |
| Veal 451-600 lbs | N/T | |

Veal sold steady to prices from two weeks ago. *March 6th @ 11:00 am- Special Spring All Vaccinated Stocker Sale!*

At **Kawartha Lakes Community Sale Barn, February 3, 2018 – 86 cows, 10 bulls, 26 veal, 27 stockers, 4 Fed cattle**

| | Price Range | Avg. | Top |
|-----------------------------|---------------|--------|--------|
| Cows | 49.00-80.00 | 62.31 | 98.00 |
| Bulls under 1600 lbs | 103.00-115.00 | 109.15 | 115.00 |
| Bulls over 1600 lbs | 72.00-105.40 | 90.62 | 105.40 |
| Veal 600 lbs + | 134.00-155.00 | 140.21 | 155.00 |
| Veal 126 -300 lbs | 60.00-217.50 | 177.58 | 217.50 |
| Veal 125 and less | 130.00-215.00 | 158.58 | 215.00 |

Stockers and veal sold on a steady market. Bulls sold on a strong demand. Cull cows sold on a good demand at steady prices. *February 14th @ 10:00 am- Peterborough County Cattlemen & Victoria County Beef Farmers- Stocker Sale! 90% Vaccinated!*

ONTARIO STOCKER & FEEDER TRADE

Stocker sale at **Brussels Livestock: February 2, 2018 – 730 Stockers**

| Steers | Price Range | Average | Top | Heifers | Price Range | Average | Top |
|----------------|--------------------|----------------|------------|----------------|--------------------|----------------|------------|
| 1000+ | 157.00-182.00 | 171.30 | 182.00 | 900+ | 141.00-166.50 | 156.20 | 166.50 |
| 900-999 | 177.00-191.00 | 184.93 | 191.00 | 800-899 | 97.50-172.00 | 150.29 | 172.00 |
| 800-899 | 175.00-194.00 | 184.65 | 194.00 | 700-799 | 143.00-157.00 | 154.58 | 157.00 |
| 700-799 | 195.00-205.00 | 199.06 | 205.00 | 600-699 | 147.00-178.00 | 169.94 | 178.00 |
| 600-699 | 197.00-226.00 | 217.44 | 226.00 | 500-599 | 165.00-190.00 | 178.57 | 190.00 |
| 500-599 | 202.00-238.00 | 222.12 | 245.00 | 400-499 | 174.00-185.00 | 182.20 | 212.00 |
| 400-499 | 200.00-224.00 | 213.45 | 255.00 | 300-399 | 190.00-217.00 | 206.75 | 217.00 |
| 399- | 222.00-250.00 | 237.00 | 250.00 | 299- | 190.00-210.00 | 196.67 | 210.00 |

Calves and yearlings sold on a strong active trade at steady prices.

LIVE CATTLE EXPORTS-ONTARIO

| | Week ending Jan 20, 2018 | Week ending Jan 13, 2018 | Year to Date |
|--|---------------------------------|---------------------------------|---------------------|
| Total live slaughter cattle exported from Ontario to the U.S. | 2,638 | 2,445 | 6,256 |
| Steers & Heifers | 1,083 | 1,206 | 2,774 |
| Cows | 1,237 | 884 | 2,614 |
| Bulls | 318 | 355 | 868 |

USDA ESTIMATED CATTLE PROCESSING VOLUME

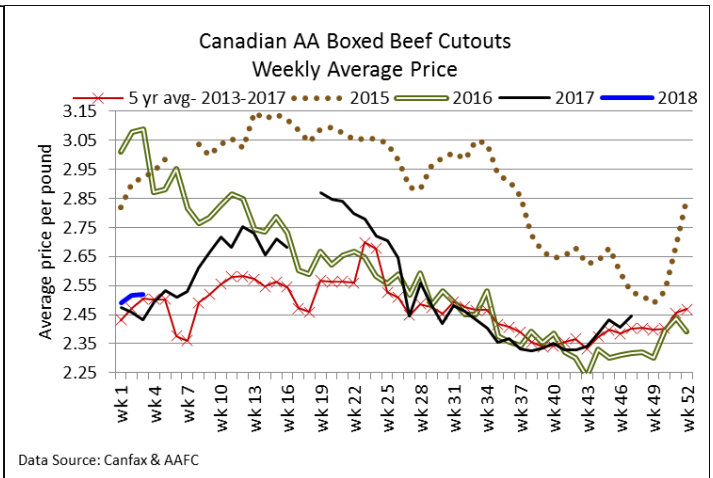
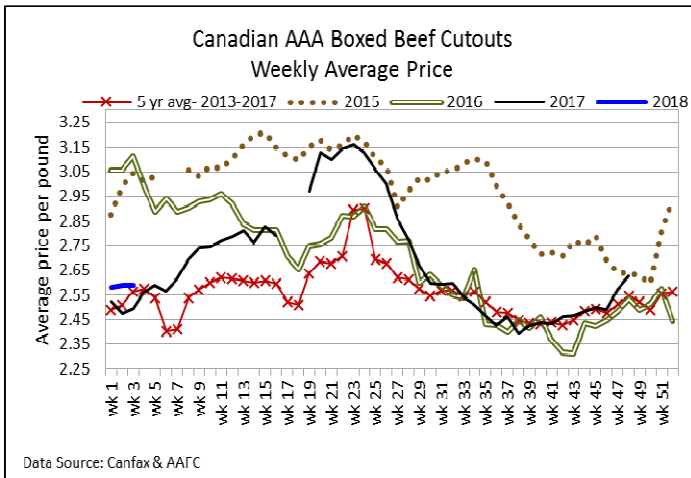
| | Week Ending February 3, 2018 | Previous Week | Year Ago |
|--------------------|---------------------------------|---------------|----------|
| Grand Total | 629,000 | 588,000 | 596,000 |

FEDERALLY INSPECTED CANADIAN PROCESSING

| | Week Ending January 27, 2018 | # of hd change from week ago | YTD | % Change (Week Ago) | % Change (Year Ago) |
|--------------------------|---------------------------------|---------------------------------|---------|------------------------|------------------------|
| Grand Total | 49,531 | -1,015 | 198,482 | -2% | +7% |
| Western Slaughter | 36,883 | +225 | 149,178 | +1% | +7% |
| Eastern Slaughter | 12,643 | -1,240 | 49,304 | -9% | +6% |

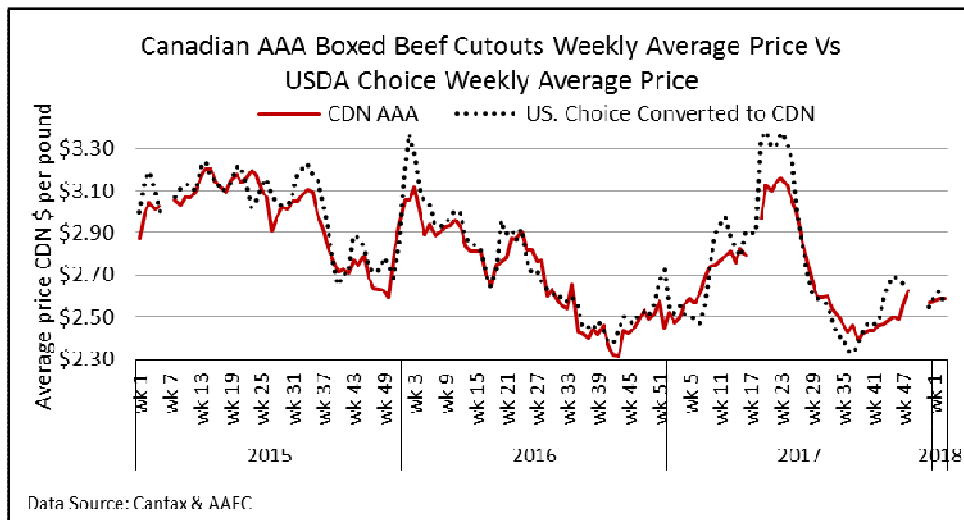
AVERAGE CARCASS WEIGHTS – CANADA

| | Steers | Heifers |
|--------------|--------|---------|
| Jan 27, 2018 | 913 | 840 |
| Jan 20, 2018 | 911 | 830 |
| Jan 28, 2017 | 920 | 828 |



CANADIAN BOXED BEEF CUT-OUT VALUES

| Week Ending | AAA | AA |
|------------------|--------|--------|
| January | 2.5811 | 2.5183 |
| January 12, 2018 | 2.5903 | 2.5152 |
| January 6, 2018 | 2.5800 | 2.4906 |



U.S. BOXED BEEF CUT-OUT VALUES (U.S. funds)

| | Choice 600-900 | Select 600-900 |
|---|---------------------------|---------------------------|
| Cutout Values (noon estimate): | 209.85 | 204.50 |
| Change (from yesterday's close): | +0.75 | +1.05 |
| Current Five Day Average: | 209.51 | 204.16 |

U.S. TRADE (U.S. funds)

The U.S. cash cattle trade last week was slightly easier to fully steady. The USDA Mandatory Price Report for the week listed live sales from \$123.00-\$128.00 with steers averaging \$125.91 down \$0.55 while heifers averaged \$125.93 down \$0.37. On the rail dressed deals ranged from \$198.00-\$200.00 with steers averaging \$199.90 up \$0.16 from the previous week, while heifers averaged \$199.96 down \$0.20. Today the market was very quiet as new show lists were distributed. This week's offering is mixed in volume, higher in Texas, higher to steady in Kansas, steady to lower in Colorado and lower in volume in Nebraska. Asking prices are currently undefined and could stay that way until mid-week.

| | | |
|--|------|---------------|
| Choice and Select Steers and Heifers: | Live | 123.00-128.00 |
| | Rail | 198.00-200.00 |

CHICAGO MERCANTILE EXCHANGE

Closing quotes on futures today were as follows:

| Live Cattle | | | Feeder Cattle | | | Corn | | Soybeans | | Canadian \$ | | | | |
|--------------------|--------|-------|----------------------|--------|-------|-------------|-------|-----------------|------------|--------------------|------|-------------|-------|-------|
| \$/cwt US | | | \$/cwt US | | | \$/bu US | | ¢/bu | | \$/bu US | | | | |
| Feb | 126.12 | -0.72 | Mar | 149.67 | -1.25 | Mar | 3.586 | -2.6 | Mar | 9.696 | -9.0 | Spot | 79.96 | -0.74 |
| Apr | 125.47 | -0.65 | Apr | 150.52 | -1.25 | May | 3.664 | -3.0 | May | 9.812 | -9.0 | Mar | 79.98 | -0.78 |
| Jun | 116.95 | -1.05 | May | 150.32 | -1.45 | Jul | 3.742 | -3.0 | Jul | 9.912 | -8.4 | Jun | 80.07 | -0.77 |
| Aug | 113.82 | -1.15 | Aug | 152.97 | -1.10 | Sep | 3.812 | -3.2 | Aug | 9.936 | -8.4 | Sep | 80.14 | -0.78 |
| Oct | 115.67 | -1.00 | Sep | 152.97 | -0.95 | Dec | 3.894 | -3.0 | Sep | 9.904 | -7.2 | Dec | 80.22 | -0.78 |
| Dec | 117.40 | -0.77 | Oct | 152.92 | -0.77 | Mar | 3.972 | -3.2 | Nov | 9.914 | -7.4 | Mar | 80.28 | -0.78 |

Beef Farmers of Ontario, 130 Malcolm Road, Guelph, ON N1K 1B1 Phone: (519) 824-0334 Fax: (519) 824-1930 or email: markets@ontariobeef.com