



Daily Market Information Report – Monday, February 12, 2018

The following information is collected from various sources and disseminated by Beef Farmers of Ontario.

ONTARIO DIRECT TO PACKER RAILGRADE CATTLE TRADE

Prices are on a carcass weight basis before grade and weight discounts, *regardless of delivery date.*

A Grade Steers	247.00-250.00
A Grade Heifers	246.00-249.00

ONTARIO LIVE CATTLE TRADE

Today at **Ontario Stockyards Inc.:** 61 veal on offer

	Price Range	Top
Veal 600 lbs +	125.00-161.00	180.00
Veal 451-600 lbs	N/T	

Good veal calves sold on a lower tone. *Friday February 16th @ 7:00 pm- Bred Cow Sale with 150 head expected! March 6th @ 11:00 am- Special Spring All Vaccinated Stocker Sale!*

At **Kawartha Lakes Community Sale Barn, February 10, 2018** – 66 cows, 8 bulls, 27 veal, 21 stockers, 3 Fed cattle

	Price Range	Avg.	Top
Cows	53.00-74.00	63.07	80.00
Bulls under 1600 lbs	79.00-155.00	109.07	155.00
Bulls over 1600 lbs	77.50-103.50	88.35	103.50
Veal 600 lbs +	90.00-131.00	103.76	131.00
Veal 126 -300 lbs	160.00-200.00	180.12	200.00
Veal 125 and less	170.00-195.00	184.12	195.00

Veal sold barely steady. Stockers, cows and bulls sold steady to higher. *February 14th @ 10:00 am- Peterborough County Cattlemen & Victoria County Beef Farmers- Stocker Sale! 90% Vaccinated!*

ONTARIO STOCKER & FEEDER TRADE

Stocker sale at **Brussels Livestock: February 9, 2018** – 882 Stockers

Steers	Price Range	Average	Top	Heifers	Price Range	Average	Top
1000+	156.00-181.00	170.85	183.50	900+	145.25-164.25	157.71	171.50
900-999	180.00-197.00	190.74	197.00	800-899	164.00-165.00	164.36	165.00
800-899	192.75-199.75	198.23	199.75	700-799	154.00-179.25	165.96	179.25
700-799	192.00-201.00	197.00	201.00	600-699	156.00-172.00	163.74	180.00
600-699	190.00-236.00	212.84	236.00	500-599	150.00-188.00	171.98	193.00
500-599	186.00-243.00	222.13	246.00	400-499	155.00-190.00	170.80	206.00
400-499	200.00-252.00	225.87	252.00	300-399	145.00-180.00	159.00	180.00
399-	195.00-250.00	227.00	250.00	299-			

Calves sold on a strong active trade while yearlings sold actively at steady prices.

LIVE CATTLE EXPORTS-ONTARIO

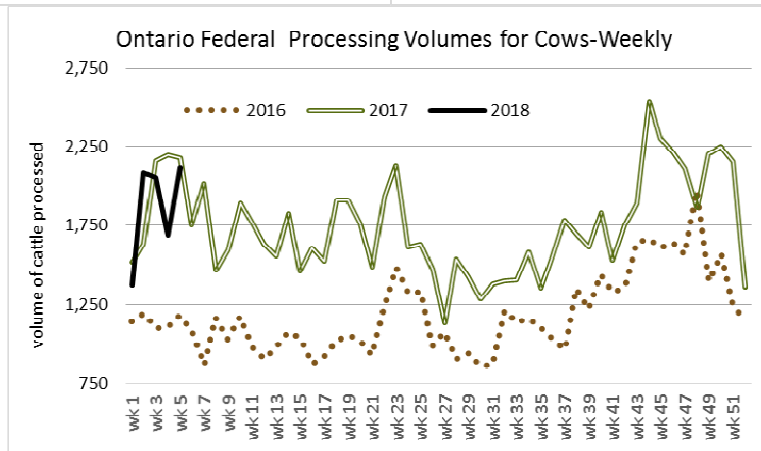
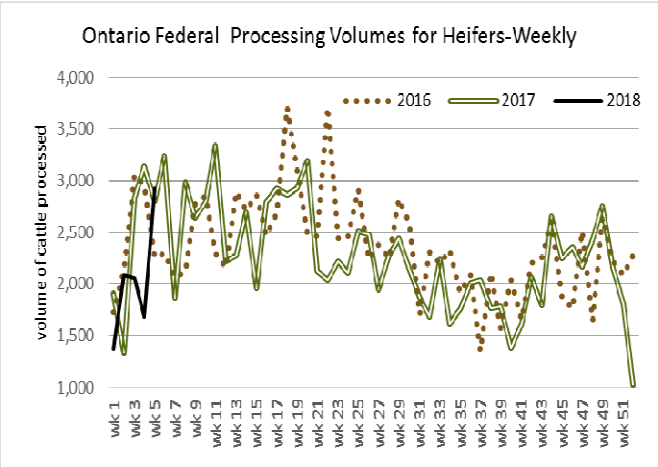
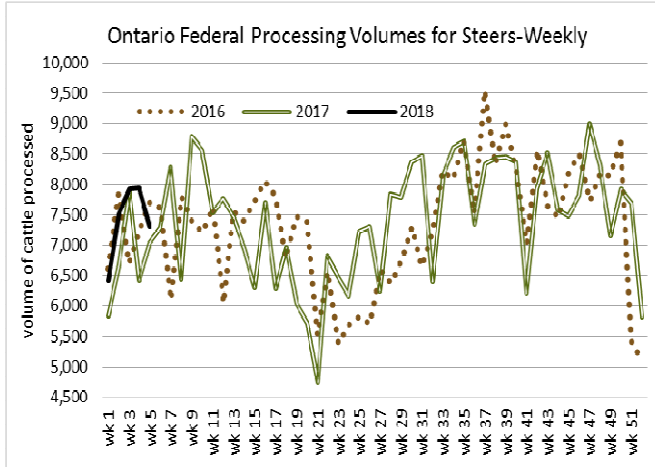
	Week ending Jan 27, 2018	Week ending Jan 20, 2018	Year to Date
Total live slaughter cattle exported from Ontario to the U.S.	2,539	2,638	8,795
Steers & Heifers	1,212	1,083	3,986
Cows	1,054	1,237	3,668
Bulls	273	318	1,141

USDA ESTIMATED CATTLE PROCESSING VOLUME

	Week Ending February 10, 2018	Previous Week	Year Ago
Grand Total	591,000	611,000	579,000

FEDERALLY INSPECTED CANADIAN PROCESSING

	Week Ending January 27, 2018	# of hd change from week ago	YTD	% Change (Week Ago)	% Change (Year Ago)
Grand Total	54,206	+4,675	252,688	+9%	+9%
Western Slaughter	41,077	+4,194	190,255	+11%	+10%
Eastern Slaughter	13,129	+486	62,433	+4%	+5%



AVERAGE CARCASS WEIGHTS – CANADA

	Steers	Heifers
Feb 3, 2018	908	832
Jan 27, 2018	913	840
Jan 28, 2017	918	829

CANADIAN BOXED BEEF CUT-OUT VALUES

Week Ending	AAA	AA
January 26, 2018	2.5360	2.4992
January 19, 2018	2.5811	2.5183
January 12, 2018	2.5903	2.5152

U.S. BOXED BEEF CUT-OUT VALUES (U.S. funds)

	Choice 600-900	Select 600-900
Cutout Values (noon estimate):	208.02	204.51
Change (from yesterday's close):	+1.50	+1.77
Current Five Day Average:	208.46	203.31

U.S. TRADE (U.S. funds)

The U.S. cash cattle trade was fairly light last week and did not develop until Friday afternoon and into the early evening with prices holding fully steady. Live sales ranged from \$125.00-\$129.50, with steers averaging \$126.15 up \$0.24 from the previous week, while heifers averaged \$126.03 up \$0.10. On the rail steers and heifers sold from \$196.00-\$203.00 dressed with steers averaging \$200.33 up \$0.40 from the week before, while heifers averaged \$199.93 down \$0.03. Today the market was quiet as both sides took inventory and new show lists were distributed. Asking prices and bids are currently unestablished. This week's offering is larger in Nebraska and Texas and lower in Kansas and Colorado. Active trading is not expected to develop until the second half of the week.

Choice and Select Steers and Heifers:	Live	125.00-129.50
	Rail	196.00-203.00

CHICAGO MERCANTILE EXCHANGE

Closing quotes on futures today were as follows:

Live Cattle			Feeder Cattle			Corn		Soybeans		Canadian \$				
\$/cwt US			\$/cwt US			\$/bu US	¢/bu	\$/bu US	¢/bu					
Feb	127.12	+0.60	Mar	147.67	+1.47	Mar	3.670	+5.0	Mar	10.016	+18.6	Spot	79.21	+0.01
Apr	125.00	+1.37	Apr	149.52	+1.77	May	3.746	+5.0	May	10.124	+19.0	Mar	79.30	+0.00
Jun	116.72	+1.30	May	150.15	+1.82	Jul	3.824	+5.0	Jul	10.220	+18.4	Jun	79.41	+0.00
Aug	113.80	+0.97	Aug	152.50	+1.50	Sep	3.892	+5.0	Aug	10.234	+18.4	Sep	79.51	+0.00
Oct	115.47	+0.87	Sep	152.70	+1.27	Dec	3.970	+4.6	Sep	10.166	+16.4	Dec	79.59	+0.00
Dec	117.52	+0.87	Oct	152.95	+1.07	Mar	4.042	+4.2	Nov	10.142	+14.2	Mar	79.67	+0.01

Beef Farmers of Ontario, 130 Malcolm Road, Guelph, ON N1K 1B1 Phone: (519) 824-0334 Fax: (519) 824-1930 or email: markets@ontariobeef.com