



Daily Market Information Report – Monday, March 5, 2018

The following information is collected from various sources and disseminated by Beef Farmers of Ontario.

ONTARIO DIRECT TO PACKER RAILGRADE CATTLE TRADE

Prices are on a carcass weight basis before grade and weight discounts, *regardless of delivery date.*

A Grade Steers	254.00-256.00
A Grade Heifers	253.00-255.00

ONTARIO LIVE CATTLE TRADE

Today at **Ontario Stockyards Inc.:** **53** veal on offer

	Price Range	Top
Veal 600 lbs +	102.00-152.00	178.00
Veal 451-600 lbs	-	

Veal sold on a barely steady market. *March 6th @ 11:00 am- Special Spring All Vaccinated Stocker Sale!*

At **Kawartha Lakes Community Sale Barn, March 3, 2018 – 139 cows, 2 bulls, 47 veal, 36stockers, 5 Fed cattle**

	Price Range	Avg.	Top
Cows	58.00-77.00	65.84	115.00
Veal 600 lbs +	106.00-120.00	113.35	120.00
Veal 126 -300 lbs	85.00-115.00	88.18	115.00

Stockers sold on a good demand, veal sold steady. Bulls sold on a steady market while cull cows traded steady to higher. *April 4th @ 10:00 am- Spring Stocker Sale!*

ONTARIO STOCKER & FEEDER TRADE

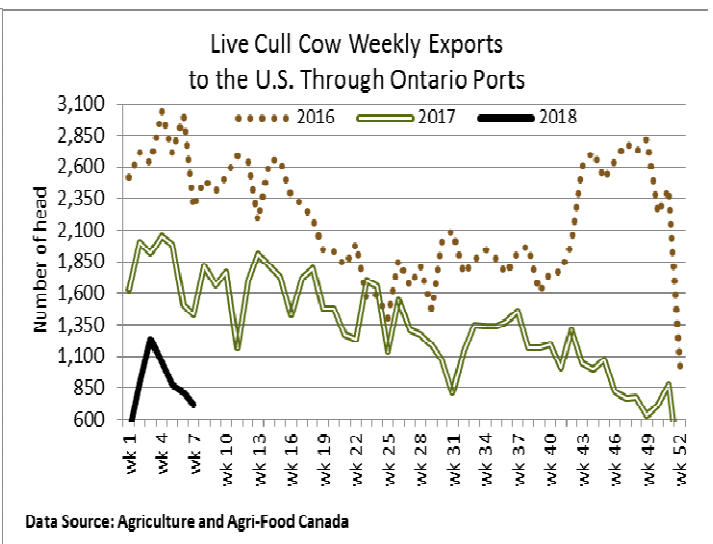
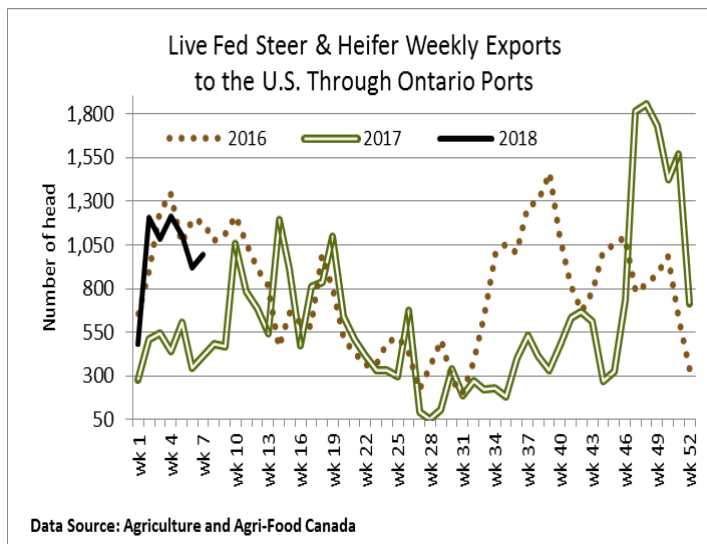
Stocker sale at **Brussels Livestock: March 2, 2018 – 1,098** Stockers

Steers	Price Range	Average	Top	Heifers	Price Range	Average	Top
1000+	159.00-178.50	169.91	178.50	900+	146.50-167.75	159.88	168.50
900-999	169.50-184.50	179.06	185.00	800-899	131.00-170.00	156.31	179.00
800-899	173.00-192.00	182.23	197.00	700-799	171.00-189.00	177.93	189.00
700-799	177.00-216.00	206.22	216.00	600-699	165.00-192.00	179.34	205.00
600-699	191.00-253.00	225.28	253.00	500-599	190.00-237.00	211.22	237.00
500-599	226.00-265.00	243.15	265.00	400-499	180.00-220.00	200.54	245.00
400-499	245.00-265.00	260.21	265.00	300-399	220.00-225.00	222.22	225.00
399-	182.00-270.00	231.71	272.00				

Calves sold on a very strong active trade at prices \$5.00-\$10.00 higher. Yearlings sold actively at slightly lower prices. *March 14th @ 7:00 pm- Bred Cow Sale!*

LIVE CATTLE EXPORTS-ONTARIO

	Week ending Feb 17, 2018	Week ending Feb 10, 2018	Year to Date
Total live slaughter cattle exported from Ontario to the U.S.	1,956	1,827	14,764
Steers & Heifers	995	919	7003
Cows	718	813	6,005
Bulls	243	95	1,706

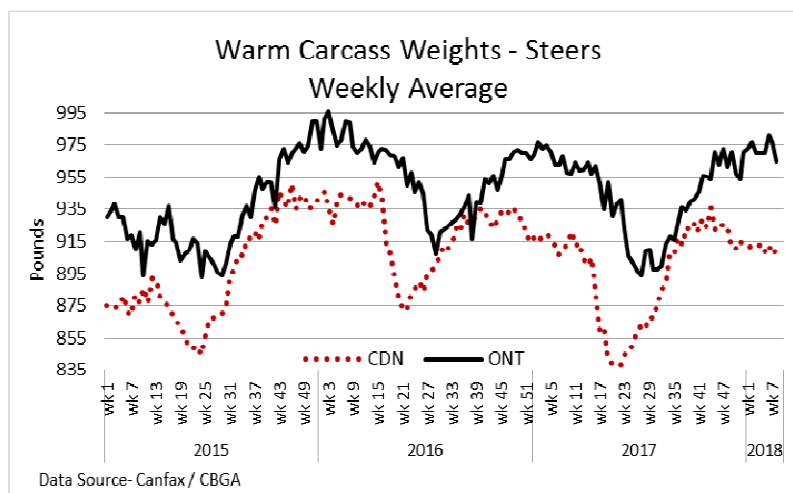


USDA ESTIMATED CATTLE PROCESSING VOLUME

	Week Ending March 3, 2018	Previous Week	Year Ago
Grand Total	608,000	572,000	586,000

FEDERALLY INSPECTED CANADIAN PROCESSING

	Week Ending Feb 24, 2018	# of hd change from week ago	YTD	% Change (Week Ago)	% Change (Year Ago)
Grand Total	45,812	-8,238	403,284	-15%	+6%
Western Slaughter	35,189	-5,737	303,850	-14%	+7%
Eastern Slaughter	10,623	-2,501	99,434	-19%	+3%



AVERAGE CARCASS WEIGHTS – CANADA

	Steers	Heifers
Feb 24, 2018	911	835
Feb 17, 2018	907	841
Feb 25, 2017	911	832

CANADIAN BOXED BEEF CUT-OUT VALUES

Week Ending	AAA	AA
February 16, 2018	2.5689	2.5594
February 9, 2018	2.5236	2.4969
February 2, 2018	2.5689	2.5092

U.S. BOXED BEEF CUT-OUT VALUES (U.S. funds)

	Choice 600-900	Select 600-900
Cutout Values (noon estimate):	223.00	215.11
Change (from yesterday's close):	+0.48	+0.47
Current Five Day Average:	221.18	214.97

U.S. TRADE (U.S. funds)

The U.S. cash cattle trade for last week, posted by the USDA Mandatory Price Report, saw live sales for the week range from \$125.00-\$130.00, with steers averaging \$126.76 down \$1.19 from the previous week, while heifers averaged \$126.46 down \$1.58. On the rail cattle sold anywhere from \$202.00-\$206.00 dressed, with steers averaging \$204.21 down \$0.48 from the week before, while heifers averaged \$204.32 down \$0.30. Today the market was very quiet as both sides took inventory and the new show lists were distributed. This week's offering is smaller in volume in all feeding states, especially in the south. Asking prices and bids are both unestablished as both sides keep a close eye on the boards direction. Active trade is not expected to develop before the second half of the week.

Choice and Select Steers and Heifers:	Live	N/T
	Rail	N/T

CHICAGO MERCANTILE EXCHANGE

Closing quotes on futures today were as follows:

Live Cattle		Feeder Cattle		Corn		Soybeans		Canadian \$	
\$/cwt US		\$/cwt US		\$/bu US		\$/bu US			
					¢/bu		¢/bu		
Apr	123.22 +1.05	Mar	145.15 +1.47	Mar	3.782 +1.0	Mar	10.666 +6.0	Spot	76.95 -0.59
Jun	115.35 +0.95	Apr	146.87 +1.60	May	3.872 +2.0	May	10.774 +6.4	Mar	76.95 -0.59
Aug	113.12 +1.02	May	147.67 +1.15	Jul	3.944 +2.0	Jul	10.856 +6.4	Jun	77.10 -0.59
Oct	115.72 +1.07	Aug	152.32 +1.55	Sep	4.000 +2.2	Aug	10.830 +6.4	Sep	77.23 -0.58
Dec	117.92 +1.00	Sep	152.72 +1.55	Dec	4.060 +1.6	Sep	10.594 +5.6	Dec	77.35 -0.57
Feb	118.57 +1.02	Oct	152.37 +1.47	Mar	4.130 +1.6	Nov	10.422 +5.0	Mar	77.46 -0.57

Beef Farmers of Ontario, 130 Malcolm Road, Guelph, ON N1K 1B1 Phone: (519) 824-0334 Fax: (519) 824-1930 or email: markets@ontariobeef.com